

**OT-Optima Telekom d.d.  
and its subsidiaries, Zagreb**

**Consolidated Financial Statements  
as of 31 December 2012  
together with Independent Auditor's Report**

## Content

---

	<i>Page</i>
Responsibility for the consolidated financial statements	1
Independent Auditor's Report	2-3
Consolidated statement of comprehensive income	4
Consolidated statement of financial position	5 - 6
Consolidated statement of changes in shareholders' equity	7
Consolidated statement of cash flows	8
Notes to the consolidated financial statements	9 - 63

## Responsibility for the consolidated financial statements

---

Pursuant to the Croatian Accounting Law, the Management Board is responsible for ensuring that the consolidated financial statements are prepared for each financial year in accordance with International Financial Reporting Standards ("the IFRS") as published by the International Accounting Standards Board ("IASB") which give a true and fair view of the state of affairs and results of the company OT-Optima Telekom d.d. and its subsidiaries (the "Group").

After making enquiries, the Management Board has a reasonable expectation that the Group has adequate resources to continue in operational existence for the foreseeable future. For this reason, the Management Board continues to adopt the going concern basis in preparing the consolidated financial statements.

In preparing these consolidated financial statements, the responsibilities of the Management Board include ensuring that:

- suitable accounting policies are selected and then applied consistently;
- judgments and estimates are reasonable and prudent;
- the applicable accounting standards are followed, subject to any material departures disclosed and explained in the consolidated financial statements; and
- the consolidated financial statements are prepared on the going concern basis unless it is inappropriate to presume that the Group will continue in business

The Management Board is responsible for keeping proper accounting records, which disclose with reasonable accuracy at any time the financial position of the Group and must also ensure that the financial statements comply with the Croatian Accounting Law. The Management Board is also responsible for safeguarding the assets of the Group and hence for taking reasonable steps for the prevention and detection of fraud and other irregularities.

Signed on behalf of the Management Board:

Marija Martić  
President of the Management  
Board

OT-Optima Telekom d.d.  
Bani 75a, Buzin  
10010 Zagreb

Republic of Croatia  
Zagreb, 25 March 2013

Goran Jovičić  
Member of the Management  
Board

Jadranka Suručić  
Member of the Management  
Board

OT-Optima Telekom d.d.  
ZAGREB

## Independent Auditor's Report

To the owners of OT-Optima Telekom d.d.

We have audited the accompanying consolidated financial statements of OT-Optima Telekom d.d. and its subsidiaries (the "Group"), set up on pages 4 to 63 which comprise the consolidated statement of financial position as of 31 December 2012 and the consolidated statement of comprehensive income, consolidated statement of changes in shareholders' equity and consolidated statement of cash flows for the year then ended, and a summary of significant accounting policies and other explanatory notes.

### *Management's Responsibility for the Financial Statements*

Management is responsible for the preparation and fair presentation of these consolidated financial statements in accordance with International Financial Reporting Standards. This responsibility includes: designing, implementing and maintaining internal control relevant to the preparation and fair presentation of consolidated financial statements that are free from material misstatement, whether due to fraud or error; selecting and applying appropriate accounting policies; and making accounting estimates that are reasonable in the circumstances.

### *Auditor's Responsibility*

Our responsibility is to express an opinion on these consolidated financial statements based on our audit. We conducted our audit in accordance with International Standards on Auditing. Those standards require that we comply with ethical requirements and plan and perform the audit to obtain reasonable assurance whether the financial statements are free from material misstatement.

An audit involves performing procedures to obtain audit evidence about the amounts and disclosures in the financial statements. The procedures selected depend on the auditor's judgment, including the assessment of the risks of material misstatement of the financial statements, whether due to fraud or error. In making those risk assessments, the auditor considers the internal controls relevant to the preparation and fair presentation of the financial statements in order to design audit procedures that are appropriate in the circumstances, but not for the purpose of expressing an opinion on the effectiveness of the Group's internal controls. An audit also includes evaluating the appropriateness of accounting policies used and the reasonableness of accounting estimates made by management, as well as evaluating the overall presentation of the financial statements.

We believe that the audit evidence we have obtained is sufficient and appropriate to provide a basis for our audit opinion.

Društvo upisano u sudski registar Trgovačkog suda u Zagrebu: MBS 030022053; uplaćen temeljni kapital: 44.900,00 kuna; članovi uprave: Eric Daniel Olcott and Branislav Vrtićnik; poslovna banka: Zagrebačka banka d.d., Paromilinska 2, 10 000 Zagreb, ž. račun/bank account no. 2360000-1101896313; SWIFT Code: ZABAHR2X IBAN: HR27 2360 0001 1018 9631 3; Privredna banka Zagreb d.d., Račkoga 6, 10 000 Zagreb, ž. račun/bank account no. 2340009-1110098294; SWIFT Code: PBZGHR2X IBAN: HR38 2340 0091 1100 9829 4; Raiffeisenbank Austria d.d., Petrinjska 59, 10 000 Zagreb, ž. račun/bank account no. 2484008-1100240905; SWIFT Code: RZBHR2X IBAN: HR10 2484 0081 1002 4090 5

Deloitte se odnosi na Deloitte Touche Tohmatsu Limited, pravnu osobu osnovanu sukladno pravu Ujedinjenog Kraljevstva Velike Britanije i Sjeverne Irske (izvorno "UK private company limited by guarantee"), i mrežu njegovih članova, od kojih je svaki zaseban i samostalan pravni subjekt. Molimo posjetite [www.deloitte.com/hr/o-nama](http://www.deloitte.com/hr/o-nama) za detaljni opis pravne strukture Deloitte Touche Tohmatsu Limited i njegovih tvrtki članica.

## Independent Auditor's Report (continued)

### *Opinion*

In our opinion, the consolidated financial statements present fairly, in all material respects, the financial position of the Group as of 31 December 2012 and the results of its operations and its cash flow for the year then ended in accordance with International Financial Reporting Standards.

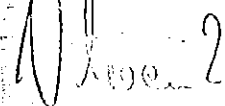
### *Emphasis of matter*

The accompanying financial statements are prepared under the going-concern assumption. We draw attention to Note 1 to the consolidated financial statements discussing the considerations of the Management Board concerning the preparation of consolidated financial statements under the going-concern assumption.

As presented in Note 1, the Group reported a loss of HRK 104,892 thousand for the year ended 31 December 2012 and a negative equity in the amount of HRK 591,569 thousand at 31 December 2012.

In 2013, because of overindebtedness, the Group was not able to secure additional funds required for timely settlement of the bond coupon that matured in February 2013. Pursuant to the Act on Financial Operations and Pre-Bankruptcy Settlement (OG 108/2012 and 11/2012) the Management Board of the Mother Company has initiated pre-bankruptcy settlement for the purpose of operational and financial restructuring. The implementation of the financial and operational restructuring plan should support the Mother Company to be liquid and solvent in the next period. As discussed in Note 1, the Management Board of the Mother Company intends to implement a set of operational restructuring measures and is confident that the restructuring plan will be approved by the creditors, as well as that the measures included in the restructuring programme will be sufficient to enable the Mother Company to continue in business. Even if the restructuring plan is formally adopted, the complexity of the measures still raises substantial doubt as to the ability of the Mother Company to continue in business. These conditions indicate the existence of a material uncertainty that may cast significant doubt about the Group's ability to continue as a going concern. The consolidated financial statements have been prepared on the assumption that the Group will continue as going concern for the foreseeable future which implies the realization of assets and settlement of liabilities in normal course of business. The consolidated financial statements do not include any adjustments that might result from the outcome of the uncertainty. Our opinion is not modified in respect of this matter.

Deloitte d.o.o., Zagreb



**Branislav Vrtačnik, Certified Auditor and Member of the Board**

Zagreb, 25 March 2013

# Consolidated statement of comprehensive income

For the year ended 31 December 2012

(All amounts are expressed in thousands of kunas)

	Notes	2012	2011
Sales	4	551,441	481,007
Other operating income	5	10,530	5,701
		<b>561,971</b>	<b>486,708</b>
Interconnection fee expenses		(239,461)	(163,820)
Rent of telecommunication equipment		(46,546)	(44,369)
Customer connection related expenses		(11,295)	(15,210)
Staff costs	6	(54,081)	(53,085)
Depreciation and amortization	7	(55,982)	(56,316)
Value adjustments of current and non-current assets	8	(54,617)	(10,165)
Provisions for jubilee awards and retirement benefits		(2,300)	(681)
Net loss from sale of assets and equipment		(70)	(61)
Other operating expenses	9	(126,833)	(124,586)
		<b>(591,185)</b>	<b>(468,293)</b>
Financial income	10	7,108	7,475
Financial expenses	11	(82,501)	(92,510)
		<b>(75,393)</b>	<b>(85,035)</b>
<b>LOSS BEFORE TAX</b>		<b>(104,607)</b>	<b>(66,620)</b>
Income tax profit charge	12	(285)	(849)
<b>LOSS FOR THE YEAR</b>		<b>(104,892)</b>	<b>(67,469)</b>
Other comprehensive income		-	-
<b>TOTAL COMPREHENSIVE LOSS FOR THE YEAR</b>		<b>(104,892)</b>	<b>(67,469)</b>
Loss per share (HRK)	22	(37.20)	(23.92)
<b>Attributable to:</b>			
Equity holders of the parent		(104,890)	(67,464)
Non-controlling interests		-	-

The accompanying notes form an integral part of these consolidated financial statements.

Signed on behalf of the Group on 25 March 2013:

Matija Martić  
President of the Management Board

Goran Jovičić  
Member of the Management Board

Jadranka Suručić  
Member of the Management Board

OT-Optima Telekom d.d.  
ZAGREB

# Consolidated statement of financial position

As of 31 December 2012

(All amounts are expressed in thousands of kunas)

	Notes	2012	2011
<b>ASSETS</b>			
<b>Non-current assets</b>			
Intangible assets	13	20,876	25,143
Property, plant and equipment	14	373,193	374,372
Other non-current assets	15	3,565	47,967
<b>Total non-current assets</b>		<b>397,634</b>	<b>447,482</b>
<b>Current assets</b>			
Inventories	16	1,283	2,239
Trade receivables	17	79,809	82,171
Receivables from the state and other institutions	18	829	328
Given loans and deposits	19	588	661
Prepayments for services and inventory		646	868
Other receivables		507	449
Prepaid expenses and accrued income	20	50,495	61,349
Cash and cash equivalents	21	1,820	1,395
<b>Total current assets</b>		<b>135,977</b>	<b>149,460</b>
<b>TOTAL ASSETS</b>		<b>533,611</b>	<b>596,942</b>

The accompanying notes form an integral part of these consolidated financial statements.

Signed on behalf of the Group on 25 March 2013:

Matija Matić  
President of the Management  
Board

Goran Jovičić  
Member of the Management  
Board

Jadranka Suručić  
Member of the Management  
Board

OT-Optima Telekom d.d.  
ZAGREB

# Consolidated statement of financial position (continued)

As of 31 December 2012

(All amounts are expressed in thousands of kunas)

	Notes	2012	2011
<b>EQUITY AND LIABILITIES</b>			
<b>Equity</b>			
Subscribed capital	22	28,201	28,201
Capital gain	22	194,354	194,354
Translation reserves		7	5
Accumulated loss		(814,131)	(709,239)
		<u>(591,569)</u>	<u>(486,679)</u>
Non-controlling interests		-	-
<b>Total equity</b>		<u><b>(591,569)</b></u>	<u><b>(486,679)</b></u>
<b>Long term liabilities</b>			
Long term borrowings	23	-	530,140
Provision for jubilee awards and retirement benefits		-	2,548
<b>Total long term liabilities</b>		<u><b>463,149</b></u>	<u><b>532,688</b></u>
<b>Short term liabilities</b>			
Short term borrowings	23	574,234	120,064
Issued bonds	25	269,414	267,953
Trade payables	26	195,123	97,928
Liabilities for tax reprogram	24	1,465	-
Provision for jubilee awards and retirement benefits		2,300	2,548
Accrued expenses and deferred income	28	65,449	46,627
Other current liabilities	27	17,195	18,361
<b>Total short term liabilities</b>		<u><b>1,125,166</b></u>	<u><b>550,933</b></u>
<b>TOTAL EQUITY AND LIABILITIES</b>		<u><b>533,611</b></u>	<u><b>596,942</b></u>

The accompanying notes form an integral part of these consolidated financial statements.

Signed on behalf of the Group on 25 March 2013:

Matija Martić  
President of the Management Board

Goran Jovičić  
Member of the Management Board

Jadranka Suručić  
Member of the Management Board

OT-Optima Telekom d.d.  
ZAGREB



**Consolidated statement of changes in shareholders' equity**

For the year ended 31 December 2012

(All amounts are expressed in thousands of kunas)

	Subscribed capital	Capital gain	Translation reserves	Accumulated loss	Total
<b>Balance as of 31 December 2010</b>	<b>28,201</b>	<b>194,354</b>	<b>-</b>	<b>(641,770)</b>	<b>(419,215)</b>
Foreign exchange differences	-	-	5	-	5
Total comprehensive loss for the year	-	-	-	(67,469)	(67,469)
<b>Balance as of 31 December 2011</b>	<b>28,201</b>	<b>194,354</b>	<b>5</b>	<b>(709,239)</b>	<b>(486,679)</b>
Foreign exchange differences	-	-	2	-	2
Total comprehensive loss for the year	-	-	-	(104,892)	(104,892)
<b>Balance as of 31 December 2012</b>	<b>28,201</b>	<b>194,354</b>	<b>7</b>	<b>(814,131)</b>	<b>(591,569)</b>

The accompanying notes form an integral part of these consolidated financial statements.

Signed on behalf of the Group on 25 March 2013:

Matija Martić

President of the Management Board

Goran Jovičić

Member of the Management Board

Jadranka Suručić

Member of the Management Board

OT-Optima Telekom d.d.  
ZAGREB

# Consolidated statement of cash flows

For the year ended 31 December 2012

(All amounts are expressed in thousands of kunas)

	Notes	2012	2011
<b>Operating activities</b>			
Total comprehensive loss for the year		(104,892)	(67,464)
<i>Adjustments for:</i>			
Depreciation and amortisation		55,982	56,316
Increase in provisions for jubilee awards and retirement benefits		(248)	429
Provisions for tax		-	(929)
Loss from sale of property, plant and equipment		3,282	61
Impairment of loans and trade receivables		45,702	4,948
Interest expense		79,838	78,535
Non cash movement on issued bonds		1,461	1,462
<b>Operating loss before working capital changes</b>		<b>78,551</b>	<b>73,358</b>
Decrease in inventories		956	1,440
Decrease / (increase) in trade receivables		2,235	(9,883)
Increase in other receivables		(264)	(331)
Decrease/(increase) in prepaid expenses and accrued income		10,854	(5,778)
(Decrease)/increase in trade payables		97,195	(38,570)
Increase in accrued expenses and deferred income		18,822	27,073
Increase in other short-term liabilities		301	9,107
<b>Net cash generated from in operating activities</b>		<b>51,548</b>	<b>56,476</b>
<b>Cash flows from investing activities</b>			
Purchases of tangible and intangible assets		(53,818)	(34,911)
Sale of property		-	379
<b>Net cash used in investing activities</b>		<b>(53,818)</b>	<b>(34,532)</b>
<b>Cash flows from financing activities</b>			
(Decrease) in loans and non current receivables		(1,173)	(4,350)
Increase / (decrease) in borrowings		3,863	(17,415)
<b>Net cash used in financing activities</b>		<b>(2,690)</b>	<b>(21,765)</b>
<b>Net increase in cash and cash equivalents</b>		<b>425</b>	<b>179</b>
Cash and cash equivalents at 1 January		1,395	1,216
Cash and cash equivalents at 31 December	21	1,820	1,395

The accompanying notes form an integral part of these consolidated financial statements.

Signed on behalf of the Group on 25 March 2013:

Matija Martić  
President of the Management  
Board

Goran Jovičić  
Member of the Management  
Board

Jadranka Suručić  
Member of the Management  
Board

OT-Optima Telekom d.d.  
ZAGREB

## Notes to consolidated financial statements

For the year ended 31 December 2012

*(All amounts are expressed in thousands of kunas)*

---

### 1. GENERAL

#### History and incorporation

The company, OT-Optima Telekom d.o.o. (the "Company"), was founded in 1994 under the name Syskey d.o.o. and on 22 April 2004 changed its name to OT-Optima Telekom d.o.o. as well as its principal business activity to telecommunication service provider. The Company changes its legal status from limited liability company to shareholding company during July 2007. Croatian Telecommunication Agency Council gave the right on 19 November 2004 to the Company to provide telecommunication services for period of 30 years.

#### Principal activities

Principal business activity of the Company is providing telecommunication services to private and business users in the Croatian market. The Company launched its telecommunication services in May 2005. OT-Optima Telekom's initial focus was the corporate segment, however, shortly after the launch, it also began to target the residential market with good value voice packages. For business users, The Company provides direct access and internet services as well as voice service via its own network and/or carried preselected services. In addition, the Company's flagship corporate services are its IP Centrex solution, which is a first in the Croatian market, and its IP VPN services. The Company's existing facilities also allow it to provide co-location and hosting.

On 6 July 2006 OT-Optima Telekom d.d. became the sole owner of Optima Grupa Holding d.o.o., a company renamed to Optima Direct d.o.o. on 23 September 2008. The principal activity of Optima Direct d.o.o. comprises trade and provision of various services mostly from within the scope of the telecom industry. In August 2008 the Company increased the share capital of Optima Direct d.o.o. by HRK 15,888 thousand as a result of debt-to-equity swap, the debt comprising the outstanding loan receivables and accrued interest.

The Company set up as sole owner Optima Telekom d.o.o., Koper, Slovenia in 2007.

On 16 August 2011 the Company established, as the sole owner, Optima Telekom d.o.o., a real estate management and consultancy company which did not operate during the reporting period and is still dormant.

Group structure as of 31 December 2012 is as follows:

#### Parent company

OT-Optima Telekom d.d.

Subsidiaries	Percentage of ownership
Optima Direct d.o.o., Croatia	100%
Optima Telekom d.o.o., Slovenia	100%
OPTIMA TELEKOM za upravljanje nekretninama i savjetovanje d.o.o.	100%

The transactions inside the Group have been done under arm's length principle.

## Notes to consolidated financial statements (continued)

For the year ended 31 December 2012

*(All amounts are expressed in thousands of kunas)*

---

### 1. GENERAL (continued)

#### Staff

As of 31 December 2012, the Group had 364 employees (2011: 387 employees).

#### Governance and management

In 2012 members of the Management Board of the Parent Company were as follows:

Matija Martić	President
Goran Jovičić	Member
Jadranka Suručić	Member

In 2012 members of the Supervisory Board of the Parent Company were as follows:

Nada Martić	President
Ivan Martić	Deputy of the President
Zrinka Vuković Berić	Member
Duško Grabovac	Member

#### Going concern assumption

As a result of the economic crisis in the period 2010-2012 OT-Optima telekom d.d. ("the Company") faced substantial problems in its business and liquidity.

In that period, the Group became illiquid and insolvent due to overindebtedness and reported negative net results because the profit margins it achieved were not sufficient to cover the current level of indebtedness.

The Group reported a loss of HRK 104,892 thousand for the year ended 31 December 2012 (2011: a loss in the amount of HRK 67,469 thousand) and a negative equity in the amount of HRK 591,569 thousand at 31 December 2012 (HRK 486,679 thousand at 31 December 2011). Furthermore, the indications discussed in Note 30 show that the Group is overindebted. These matters raise substantial doubt as to the ability of the Group to continue as a going concern.

## Notes to consolidated financial statements (continued)

For the year ended 31 December 2012

*(All amounts are expressed in thousands of kunas)*

---

### 1. GENERAL (continued)

In 2013, because of overindebtedness, the Mother Company was not able to secure additional funds required for timely settlement of the bond coupon that matured in February 2013. Pursuant to the Act on Financial Operations and Pre-Bankruptcy Settlement (OG 108/2012 and 11/2012) the Management Board of the Mother Company has initiated pre-bankruptcy settlement for the purpose of operational and financial restructuring. The implementation of the financial and operational restructuring plan should make the Mother Company liquid and solvent in the next period.

The Management Board of the Mother Company intends to implement a set of operational restructuring measures aimed at increasing the budgeted and actual margins in all of its operational segments (individuals, business customers, etc.) and reducing business process support costs (monitoring consumption and cost justification, reviewing current supplier contracts, and similar).

The Management Board of the Mother Company also intends to implement financial restructuring and has already started negotiations with its key creditors to reschedule its loan debt over a longer period and with a more favourable interest rate, forgive a certain level of interest payables, settle a certain amount of debt prior to the completion of the pre-bankruptcy settlement. If the repayment periods are extended, along with further increase in revenue and profitability, the Group would be able to continue its investments in the telecom network and settle its liabilities in accordance with the agreed deadlines.

By implementing the planned financial and operational restructuring measures the Group would increase its revenue and EBITDA margin in the next period and thus become able to operate with a profit. In addition, the reduced level of indebtedness would ensure positive cash flows on an annual basis and enable the Group to service its liabilities to loan creditors and suppliers as they fall due. The Management Board of the Group is confident that the restructuring plan will be approved by the creditors, as well as that the measures included in the restructuring programme will be sufficient to enable the Group to continue in business. Even if the restructuring plan is formally adopted, the complexity of the measures still raises substantial doubt as to the ability of the Group to continue in business.

## Notes to consolidated financial statements (continued)

For the year ended 31 December 2012

*(All amounts are expressed in thousands of kunas)*

---

### 2. ADOPTION OF NEW AND REVISED INTERNATIONAL FINANCIAL REPORTING STANDARDS ("IFRSs")

#### *Standards and Interpretations effective in the current period*

The following amendments to the existing standards issued by the International Accounting Standards Board and interpretations issued by the International Financial Reporting Interpretations Committee are effective for the current period:

- **Amendments to IFRS 1 *First-time Adoption of IFRS*** – Severe Hyperinflation and Removal of Fixed Dates for First-time Adopters (effective for annual periods beginning on or after 1 July 2011),
- **Amendments to IFRS 7 *Financial Instruments - Disclosures*** – Transfer of Financial Assets (effective for annual periods beginning on or after 1 July 2011),
- **Amendments to IAS 12 *Income tax*** - Deferred tax: Recovery of Underlying Assets (effective for annual periods beginning on or after 1 January 2012),

The adoption of these amendments to the existing standards and interpretations has not led to any changes in the Group accounting policies and it is not expected that these have a material impact on the Group.

## Notes to consolidated financial statements (continued)

For the year ended 31 December 2012

(All amounts are expressed in thousands of kunas)

---

### 2. ADOPTION OF NEW AND REVISED INTERNATIONAL FINANCIAL REPORTING STANDARDS ("IFRSs") (CONTINUED)

#### *Standards and Interpretations in issue not yet adopted*

At the date of authorisation of these financial statements the following standards, revisions and interpretations were in issue but not yet effective:

- **IFRS 9 *Financial Instruments***, as amended in 2010, (effective for annual periods beginning on or after 1 January 2015),
- 
- **IFRS 10 *Consolidated Financial Statements***, published in May 2011, supersedes the previous version of IAS 27 (2008) *Consolidated and Separate Financial Statements*, (effective for annual periods beginning on or after 1 January 2013),
- **IFRS 11 *Joint Arrangements***, published in May 2011, supersedes IAS 31 *Interests in Joint Ventures* (effective for annual periods beginning on or after 1 January 2013),
- **IFRS 12 *Disclosure of Interests in Other Entities***, published in May 2011 (effective for annual periods beginning on or after 1 January 2013),
- **IFRS 13 *Fair Value Measurement***, published in May 2011 (effective for annual periods beginning on or after 1 January 2013),
- **IAS 27 *Separate Financial Statements* (as amended in 2011)**, consolidation requirements previously forming part of IAS 27 (2008) have been revised and are now contained in IFRS 10 *Consolidated Financial Statements*, (effective date of IAS 27 (as amended in 2011) for annual periods beginning on or after 1 January 2013),
- **IAS 28 *Investments in Associates and Joint Ventures* (as amended in 2011)**. This version supersedes IAS 28 (2003) *Investments in Associates* (effective date of IAS 28 (as amended in 2011) for annual periods beginning on or after 1 January 2013).
- **Amendments to IFRS 1 *First-time Adoption of IFRS***, published in March 2012, amendments for government loan with a below market rate of interest when transitioning to IFRS, (effective for annual periods beginning on or after 1 January 2013),
- **IFRS 7 *Financial Instruments: Disclosures***, published in December 2011, amendments enhancing disclosures about offsetting of financial assets and financial liabilities (effective for annual periods beginning on or after 1 January 2013) and amendments requiring disclosures about the initial application of IFRS 9 (effective for annual periods beginning on or after 1 January 2015),
- **Amendments to IAS 1 *Presentation of Financial Statements*** - Revising the way of presenting the other comprehensive income (effective for annual periods beginning on or after 1 July 2012).

## Notes to consolidated financial statements (continued)

For the year ended 31 December 2012

(All amounts are expressed in thousands of kunas)

---

### 2. ADOPTION OF NEW AND REVISED INTERNATIONAL FINANCIAL REPORTING STANDARDS ("IFRSs") (CONTINUED)

#### *Standards and Interpretations in issue not yet adopted (continued)*

- **Amendments to IAS 19 *Employee Benefits*** - Improvements to the Accounting for Post-Employment Benefits (effective for annual periods beginning on or after 1 January 2013),
- **Amendments to IAS 32 *Financial Instruments: Presentation* and IFRS 7 *Financial Instruments: Disclosures***, published in December 2011, amendments to application guidance on the offsetting of financial assets and financial instruments (effective for annual periods beginning on or after 1 January 2014),
- **IFRIC 20 *Stripping Costs in the Production Phase of a Surface Mine***, (effective for annual periods beginning on or after 1 January 2013).
- ***Annual improvements 2009 – 2011 Cycle***, published in May 2012, a collection of amendments to IFRSs, in response to issues addressed during the 2009–2011 cycle. Five standards (IFRS 1, IAS 1, IAS 16, IAS 32, IAS 34) are primarily affected by the amendments, with consequential amendments to numerous others (effective for annual periods beginning on or after 1 January 2013).
- ***Transition guidance***, published in June 2012, amendment to IFRS 10, IFRS 11 and IFRS 12., (effective for annual periods beginning on or after 1 January 2013)
- **Amendments to investment entities for IFRS 10, IFRS 12, IAS 27** published in October 2012 (effective for annual periods beginning on or after 1 January 2014)

The Management of the Group elected not to adopt those Standards, revisions and Interpretations in advance of their effective dates.



## Notes to consolidated financial statements (continued)

For the year ended 31 December 2012

(All amounts are expressed in thousands of kunas)

---

### 2. ADOPTION OF NEW AND REVISED INTERNATIONAL FINANCIAL REPORTING STANDARDS ("IFRSs") (CONTINUED)

#### *Standards and Interpretations in issue not yet adopted (continued)*

Key requirements of IFRS 9 are described as follows:

- Requires all recognised financial assets that are within the scope of IAS 39 *Financial Instruments: Recognition and Measurement* to be subsequently measured at amortised cost or fair value.
- The most significant effect of IFRS 9 regarding the classification and measurement of financial liabilities relates to the accounting for changes in the fair value of a financial liability (designated as at fair value through profit or loss) attributable to changes in the credit risk of that liability. Changes in fair value attributable to a financial liability's credit risk are not subsequently reclassified to profit or loss.

In May 2011, a package of five Standards on consolidation, joint arrangements, associates and disclosures was issued, including IFRS 10, IFRS 11, IFRS 12, IAS 27 (as revised in 2011) and IAS 28 (as revised in 2011).

Key requirements of these Standards are described below:

IFRS 10 replaces the parts of IAS 27 *Consolidated and Separate Financial Statements* that deal with consolidated financial statements. Under IFRS 10, there is only one basis for consolidation that is control. New definition of control that contains three elements: (a) power over an investee, (b) exposure, or rights, to variable returns from its involvement with the investee, and (c) the ability to use its power over the investee to affect the amount of the investor's returns.

IFRS 11 replaces IAS 31 *Interests in Joint Ventures*. Under IFRS 11, joint arrangements are classified as joint operations or joint ventures, depending on the rights and obligations of the parties to the arrangements. In contrast, joint ventures under IFRS 11 are required to be accounted for using the equity method of accounting, whereas jointly controlled entities under IAS 31 can be accounted for using the equity method of accounting or proportionate accounting.

IFRS 12 is a disclosure standard and is applicable to entities that have interests in subsidiaries, joint arrangements, associates and/or unconsolidated structured entities. In general, the disclosure requirements in IFRS 12 are more extensive than those in the current standards.

In June 2012, the amendments to IFRS 10, IFRS 11 and IFRS 12 were issued to clarify certain transitional guidance on the application of these IFRSs for the first time.

IFRS 13 *Fair Value Measurement* establishes a single source of guidance for fair value measurements and disclosures about fair value measurements. The Standard defines fair value, establishes a framework for measuring fair value, and requires disclosures about fair value measurements. The scope of IFRS 13 is broad; it applies to both financial instrument items and non-financial instrument items for which other IFRSs require or permit fair value measurements and disclosures about fair value measurements, except in specified circumstances.

Amendments to IFRS 7 and IAS 32 *Offsetting Financial Assets and Financial Liabilities* and the related disclosure.

## Notes to consolidated financial statements (continued)

For the year ended 31 December 2012

(All amounts are expressed in thousands of kunas)

---

### 2. ADOPTION OF NEW AND REVISED INTERNATIONAL FINANCIAL REPORTING STANDARDS ("IFRSs") (CONTINUED)

#### *Standards and Interpretations in issue not yet adopted (continued)*

The amendments to IAS 32 clarify existing application issues relating to the offset of financial assets and financial liabilities requirements.

The amendments to IFRS 7 require entities to disclose information about rights of offset and related arrangements (such as collateral posting requirements) for financial instruments under an enforceable master netting agreement or similar arrangement.

The amendments to IAS 19 *Employee Benefits* change the accounting for defined benefit plans and termination benefits. The most significant change relates to the accounting for changes in defined benefit obligations and plan assets.

*The Annual Improvements to IFRSs 2009 – 2011 Cycle* issued in May 2012 include a number of amendments to various IFRSs. The amendments are effective for annual periods beginning on or after 1 January 2013. Amendments to IFRSs include:

- The amendments to IAS 16 *Property, Plant and Equipment* clarify that spare parts, stand-by equipment and servicing equipment should be classified as property, plant and equipment when they meet the definition of property, plant and equipment in IAS 16 and as inventory otherwise.
- The amendments to IAS 32 *Financial Instruments: Presentation* clarify that income tax relating to distributions to holders of an equity instrument and to transaction costs of an equity transaction should be accounted for in accordance with IAS 12 *Income Taxes*.

IFRIC 20 *Stripping Costs in the Production Phase of a Surface Mine* applies to waste removal costs that are incurred in surface mining activity during the production phase of the mine (production stripping costs). Under the Interpretation, the costs from this waste removal activity (stripping) which provide improved access to ore is recognised as a non-current asset (stripping activity asset) when certain criteria are met.

The management anticipates that the adoption of IFRS 10 *Consolidated Financial Statements*, IFRS 11 *Joint Arrangements* and IFRS 12 *Disclosure of Interests in Other Entities*, will have no material impact on the financial statements of Group in the period of initial application.

The Group has elected not to adopt these standards, revisions and interpretations in advance of their effective dates. The management anticipates that the adoption of IFRS 9 *Financial instruments* will have a significant impact on measurement and disclosure of financial instruments and application of IFRS 13 *Fair Value Measurement* will result in more extensive disclosures in the financial statements.

The Management anticipate that the application of these amendments to IAS 32 and IFRS 7 may result in more disclosures being made with regard to offsetting financial assets and financial liabilities in the future, also the management anticipate that IFRIC 20 will have no effect to the Group's financial statements as the Group does not engage in such activities.

## Notes to consolidated financial statements (continued)

For the year ended 31 December 2012

*(All amounts are expressed in thousands of kunas)*

---

### 3. SUMMARY OF SIGNIFICANT ACCOUNTING POLICIES

#### Statement of compliance

The financial statements have been prepared in accordance with International Financial Reporting Standards (the "IFRS").

#### Basis of presentation

The consolidated financial statements of the Group include the financial statements of the company OT-Optima Telekom d.d., Zagreb and its subsidiaries, listed in Note 1 (the "Group").

The financial statements have been prepared on the historical cost basis, except for the valuation of certain non-current assets and financial instruments.

#### Reporting currency

The financial statements of the Group have been prepared in Croatian Kuna (HRK). At 31 December 2012, the effective exchange rate for EUR 1 and USD 1 was HRK 7.545624 and HRK 5.726794 respectively (31 December 2011: HRK 7.530420 and HRK 5.819940 respectively).

#### Basis of consolidation

The consolidated financial statements incorporate the financial statements of the Company and the entities controlled by the Company. Control is achieved where the Company has the power to govern the financial and operating policies of an entity so as to obtain benefits from its activities.

The results of subsidiaries acquired or disposed of during the year are included in the consolidated statement of comprehensive income from the effective date of acquisition or up to the effective date of disposal, as appropriate.

## Notes to consolidated financial statements (continued)

For the year ended 31 December 2012

*(All amounts are expressed in thousands of kunas)*

---

### 3. SUMMARY OF SIGNIFICANT ACCOUNTING POLICIES (continued)

#### Basis of consolidation (continued)

Where necessary, adjustments are made to the financial statements of subsidiaries to bring their accounting policies into line with those used by other members of the Group.

All intra-Group transactions, balances, income and expenses are eliminated in full on consolidation.

Minority interests in the net assets (excluding goodwill) of consolidated subsidiaries are identified separately from the Group's equity therein. Minority interests consist of the amount of those interests at the date of the original business combination and the minority's share of changes in equity since the date of the combination.

Losses applicable to the minority's interest in the subsidiary's equity are allocated against the interests of the Group except to the extent that the minority has a binding obligation and is able to make an additional investment to cover the losses.

#### Investments in associates

An associate is an entity over which the Group has significant influence and that is neither a subsidiary nor an interest in a joint venture. Significant influence is the power to participate in the financial and operating policy decisions of the investee but is not control or joint control over those policies.

The results, assets and liabilities of associates are incorporated in these financial statements using the equity method of accounting, except when the investment is classified as held for sale, in which case it is accounted for in accordance with IFRS 5 "Non-current Assets Held for Sale and Discontinued Operations". Under the equity method, investments in associates are carried in the consolidated statement of financial position at cost as adjusted for post-acquisition changes in the Group's share of the net assets of the associate, less any impairment in the value of individual investments. Losses of an associate in excess of the Group's interest in that associate (which includes any long-term interests that, in substance, form part of the Group's and net investment in the associate) are not recognised, unless the Group has incurred legal or constructive obligations or made payments on behalf of the associate.

Where a Group entity transacts with an associate of the Group, profits and losses are eliminated to the extent of the Group's interest in the relevant associate.

## Notes to consolidated financial statements (continued)

For the year ended 31 December 2012

(All amounts are expressed in thousands of kunas)

---

### 3. SUMMARY OF SIGNIFICANT ACCOUNTING POLICIES (continued)

#### Intangible assets

Intangible assets includes right to provide telecommunication services, license and concession for operate different types on the telecommunication services and are carried at cost less accumulated amortisation and any accumulated impairment loss. The useful life of the right, concession and licenses to operate telecommunication services are determined based on the underlying agreements and are amortized on a straight line basis over the period from the moment when it has been approved by regulatory body until the end of the initial right, concession or license term. No renewal periods are considered in the determination of useful life.

The right to provide telecommunication services is given for period of 30 years, while licenses and concession are approved for period of 4 years.

Other intangible assets refer to software license and it is carried at cost less accumulated amortisation and any accumulated impairment loss. The useful life of software is 5 years.

#### Property, plant and equipment

Property, plant and equipment are shown at historical cost or valuation less accumulated depreciation and any accumulated impairment loss, except for land, which is stated at cost.

Property, plant and equipment in use are depreciated on a straight-line basis using the following rates:

	2012	2011
Buildings	40 years	40 years
Vehicles	5 years	5 years
Plant and equipment	5 to 20 years	5 to 20 years
Office equipment	4 years	4 years

The estimated useful lives, residual values and depreciation method are reviewed at each year end, with the effect of any changes in estimate accounted for on a prospective basis.

## Notes to consolidated financial statements (continued)

For the year ended 31 December 2012

*(All amounts are expressed in thousands of kunas)*

---

### 3. SUMMARY OF SIGNIFICANT ACCOUNTING POLICIES (continued)

#### Property, plant and equipment (continued)

The initial cost of property, plant and equipment comprises its purchase price, including import duties and non-refundable purchase taxes and any directly attributable costs of bringing an asset to its working condition and location for its intended use.

Expenditures incurred after property, plant and equipment have been put into operation, such as repairs and maintenance and overhaul costs, are normally charged to income in the period in which the costs are incurred.

In situations where it can be clearly demonstrated that the expenditures have resulted in an increase in the future economic benefits expected to be obtained from the use of an item of property, plant and equipment beyond its originally assessed standard performance, the expenditures are capitalised as an additional cost of property, plant and equipment.

The gain or loss arising on the disposal or retirement of an item of property, plant and equipment is determined as the difference between the sales proceeds and the carrying amount of the asset and is recognised in profit or loss.

#### Impairment of PP&E and intangible assets

Items of PP&E and intangible assets are reviewed for impairment whenever events or changes in circumstances indicate that the carrying amount of an asset may not be recoverable. Whenever the carrying amount of an asset exceeds its recoverable amount, an impairment loss is recognised immediately in profit or loss.

At each date of financial position, the Group reviews the carrying amounts of their PP&E and intangible assets to determine whether there is any indication that those assets have suffered an impairment loss. If any such indication exists, the recoverable amount of the asset is estimated in order to determine the extent of the impairment loss (if any). Where it is not possible to estimate the recoverable amount of an individual asset, the Group estimates the recoverable amount of the cash-generating unit to which the asset belongs.

Intangible assets with indefinite useful lives and intangible assets not yet available for use are tested for impairment annually, and whenever there is an indication that the asset may be impaired.

Recoverable amount is the higher of fair value less costs to sell and value in use. In assessing value in use, the estimated future cash flows are discounted to their present value using a pre-tax discount rate that reflects current market assessments of the time value of money and the risks specific to the asset.

## Notes to consolidated financial statements (continued)

For the year ended 31 December 2012

*(All amounts are expressed in thousands of kunas)*

---

### 3. SUMMARY OF SIGNIFICANT ACCOUNTING POLICIES (continued)

#### Impairment of PP&E and intangible assets (continued)

The net selling price is the amount obtainable from the sale of an asset in an arm's length transaction less the cost of disposal, while value in use is the present value using a pre-tax discount rate that reflects current market assessments of the time value of money and the risks specific to the asset of estimated future cash flows expected to arise from the continuing use of an asset and from its disposal at the end of its useful life.

If the recoverable amount of an asset (or cash-generating unit) is estimated to be less than its carrying amount, the carrying amount of the asset (cash-generating unit) is reduced to its recoverable amount. An impairment loss is recognised immediately in profit or loss, unless the relevant asset is land or a building other than an investment property carried at a revalue amount, in which case the impairment loss is treated as a revaluation decrease.

Where an impairment loss subsequently reverses, the carrying amount of the asset (cash-generating unit) is increased to the revised estimate of its recoverable amount, but so that the increased carrying amount does not exceed the carrying amount that would have been determined if no impairment loss had been recognised for the asset (cash-generating unit) in prior years. A reversal of an impairment loss is recognised immediately in profit or loss, unless the relevant asset is carried at a revalue amount, in which case the reversal of the impairment loss is treated as a revaluation increase.

#### Cash and cash equivalents

Cash and cash equivalents comprise cash with bank and on hand. Cash equivalents comprise demand deposits and term deposits with maturities of up to three months.

## Notes to consolidated financial statements (continued)

For the year ended 31 December 2012

*(All amounts are expressed in thousands of kunas)*

---

### 3. SUMMARY OF SIGNIFICANT ACCOUNTING POLICIES (continued)

#### Finance and operating leases

Leases are classified as finance leases whenever the terms of the lease transfer substantially all the risks and rewards of ownership to the lessee. All other leases are classified as operating leases.

Assets held under finance leases are initially recognised as assets of the Group at their fair value at the inception of the lease or, if lower, at the present value of the minimum lease payments. The corresponding liability to the lessor is included in the statement of financial position as a finance lease obligation.

Lease payments are apportioned between finance charges and reduction of the lease obligation so as to achieve a constant rate of interest on the remaining balance of the liability. Finance charges are charged directly as an expense, unless they are directly attributable to qualifying assets, in which case they are capitalised in accordance with the Group's general policy on borrowing costs (see below). Contingent rentals are recognised as expenses in the periods in which they are incurred.

Operating lease payments are recognised as an expense on a straight-line basis over the lease term, except where another systematic basis is more representative of the time pattern in which economic benefits from the leased asset are consumed. Contingent rentals arising under operating leases are recognised as an expense in the period in which they are incurred.

In the event that lease incentives are received to enter into operating leases, such incentives are recognised as a liability. The aggregate benefit of incentives is recognised as a reduction of rental expense on a straight-line basis, except where another systematic basis is more representative of the time pattern in which economic benefits from the leased asset are consumed.

#### Inventories

Inventories comprise mainly spare parts for telecommunication equipment, other spare parts office supplies and are stated at the lower of cost and net realisable value. Management provides an allowance for inventories based on a review of the overall ageing of all inventories and a specific review of significant individual amounts included in inventories.



## Notes to consolidated financial statements (continued)

For the year ended 31 December 2012

*(All amounts are expressed in thousands of kunas)*

---

### 3. SUMMARY OF SIGNIFICANT ACCOUNTING POLICIES (continued)

#### Trade and other receivables

Trade and other receivables are recognised initially at fair value less provision for impairment. A provision for impairment of trade and other receivables is established when there is objective evidence that the Group will not be able to collect all amounts due according to the original terms of the receivables.

#### Foreign currencies

The financial statements of the Group are presented in the currency of the primary economic environment in which the entity operates (its functional currency). Non-monetary items carried at fair value that are denominated in foreign currencies are retranslated at the rates prevailing on the date when the fair value was determined. Non-monetary items that are measured in terms of historical cost in a foreign currency are not retranslated.

Exchange differences arising on the settlement of monetary items, and on the retranslation of monetary items, are included in the statement of comprehensive income for the period. Exchange differences arising on the retranslation of non-monetary items carried at fair value are included in the statement of comprehensive income for the period as finance cost except for differences arising on the retranslation of non-monetary assets available for sale, in respect of which gains and losses are recognised directly in equity. For such non-monetary items, any exchange component of that gain or loss is also recognised as other comprehensive income.

#### Retirement benefits and jubilee awards

The Group provides employees with jubilee and one off retirement awards. The obligation and costs of these benefits are determined using a projected unit credit method. The projected unit credit method considers each period of service as giving rise to an additional unit of benefit entitlement and measures each unit separately to build up the final obligation. The pension obligation is measured at the present value of estimated future cash flows using an average discount rate on long-term government bonds, where the currency and terms of the government bonds are consistent with the currency and estimated terms of the benefit obligation.

## Notes to consolidated financial statements (continued)

For the year ended 31 December 2012

(All amounts are expressed in thousands of kunas)

---

### 3. SUMMARY OF SIGNIFICANT ACCOUNTING POLICIES (continued)

#### Income tax

Income tax expense represents the sum of the tax currently payable and deferred tax.

##### *Current tax*

The tax currently payable is based on taxable profit for the year. Taxable profit differs from profit as reported in the statement of comprehensive income because it excludes items of income or expense that are taxable or deductible in other years and it further excludes items that are never taxable or deductible. The company's liability for current tax is calculated using tax rates that have been enacted or substantively enacted by the balance sheet date.

##### *Deferred tax*

Deferred tax is recognised on differences between the carrying amounts of assets and liabilities in the financial statements and the corresponding tax bases used in the computation of taxable profit, and is accounted for using the balance sheet liability method. Deferred tax liabilities are generally recognised for all taxable temporary differences, and deferred tax assets are generally recognised for all deductible temporary differences to the extent that it is probable that taxable profits will be available against which those deductible temporary differences can be utilized. Deferred tax assets and liabilities are measured at the tax rates that are expected to apply in the period in which the liability is settled or the asset realised, based on tax rates (and tax laws) that have been enacted or substantively enacted by the balance sheet date. The measurement of deferred tax liabilities and assets reflects the tax consequences that would follow from the manner in which the Group expects, at the reporting date, to recover or settle the carrying amount of its assets and liabilities. Deferred tax assets and liabilities are offset when there is a legally enforceable right to set off current tax assets against current tax liabilities and when they relate to income taxes levied by the same taxation authority and when the Group intends to settle its current tax assets and liabilities on a net basis.

##### *Current and deferred tax for the period*

Current and deferred tax are recognised as an expense or income in profit or loss, except when they relate to items credited or debited directly to other comprehensive income, in which case the tax is also recognised directly in other comprehensive income.

## Notes to consolidated financial statements (continued)

For the year ended 31 December 2012

*(All amounts are expressed in thousands of kunas)*

---

### 3. SUMMARY OF SIGNIFICANT ACCOUNTING POLICIES (continued)

#### Provisions

Provisions are recognized when the Group has a present obligation (legal or constructive) as a result of a past event and it is probable (i.e. more likely than not) that an outflow of resources will be required to settle the obligation, and a reliable estimate can be made of the amount of the obligation. Provisions are reviewed at each balance sheet date and adjusted to reflect the current best estimate. Where the effect of discounting is material, the amount of the provision is the present value of the expenditures expected to be required to settle the obligation, determined using the estimated risk free interest rate as the discount rate. Where discounting is used, the reversal of such discounting in each year is recognized as a financial expense and the carrying amount of the provision increases in each year to reflect the passage of time.

Provisions for restructuring costs are recognized when the Group has a detailed formal plan for the restructuring that has been communicated to parties concerned.

#### Financial assets

Investments are recognised and derecognised on a trade date where the purchase or sale of an investment is under a contract whose terms require delivery of the investment within the timeframe established by the market concerned, and are initially measured at fair value, plus transaction costs, except for those financial assets classified as at fair value through profit or loss, which are initially measured at fair value.

Financial assets are classified into as 'financial assets at fair value through profit or loss' (FTPL), 'investments held to maturity' (HTM), 'available-for-sale financial assets' (AFS) and 'loans and receivables'. The classification depends on the nature and purpose of the financial assets and is determined at the time of initial recognition.

#### *Effective interest method*

The effective interest method is a method of calculating the amortised cost of a financial asset and of allocating interest income over the relevant period. The effective interest rate is the rate that exactly discounts estimated future cash receipts (including all fees on points paid or received that form an integral part of the effective interest rate, transaction costs and other premiums or discounts) through the expected life of the financial asset, or, where appropriate, a shorter period.

Income is recognised on an effective interest basis for debt instruments other than those financial assets designated as at FVTPL.

## Notes to consolidated financial statements (continued)

For the year ended 31 December 2012

(All amounts are expressed in thousands of kunas)

---

### 3. SUMMARY OF SIGNIFICANT ACCOUNTING POLICIES (continued)

#### Financial assets (continued)

##### *Financial assets at fair value through profit or loss (FVTPL)*

A financial asset is classified as at FVTPL where the financial asset is either held for trading or it is designated as at FVTPL.

A financial asset is classified as held for trading if:

- it has been acquired principally for the purpose of selling in the near future; or
- it is a part of an identified portfolio of financial instruments that the Group manages together and has a recent actual pattern of short-term profit-taking; or
- it is a derivative that is not designated and effective as a hedging instrument.

A financial asset other than a financial asset held for trading may be designated as at FVTPL upon initial recognition if:

- such designation eliminates or significantly reduces a measurement or recognition inconsistency that would otherwise arise; or
- the financial asset forms part of a group of financial assets or financial liabilities or both, which is managed and its performance is evaluated on a fair value basis, in accordance with the Group's documented risk management or investment strategy, and information about the grouping is provided internally on that basis; or
- it forms part of a contract containing one or more embedded derivatives, and IAS 39 *Financial Instruments: Recognition and Measurement* permits the entire combined contract (asset or liability) to be designated as at FVTPL.

Financial assets at FVTPL are stated at fair value, with any resultant gain or loss recognised in statement of comprehensive income. The net gain or loss recognised in profit or loss incorporates any dividend or interest earned on the financial asset. Fair value is determined in the manner described in Note 28.

## Notes to consolidated financial statements (continued)

For the year ended 31 December 2012

*(All amounts are expressed in thousands of kunas)*

---

### 3. SUMMARY OF SIGNIFICANT ACCOUNTING POLICIES (continued)

#### Financial assets (continued)

##### *Held-to-maturity investments*

Held-to-maturity investments are non-derivative financial assets with fixed or determinable payments and fixed maturity dates that the Group has the positive intent and ability to hold to maturity. Subsequent to initial recognition, held-to-maturity investments are measured at amortised cost using the effective interest method less any impairment.

##### *Available-for-sale financial assets (AFS)*

AFS financial assets are non-derivatives that are either designated as AFS or are not classified as (a) loans and receivables, (b) held-to-maturity investments or (c) financial assets at fair value through profit or loss.

Dividends on AFS equity instruments are recognised in statement of comprehensive income when the Group's right to receive the dividends is established.

The fair value of AFS monetary financial assets denominated in a foreign currency is determined in that foreign currency and translated at the spot rate prevailing at the end of the reporting period. The foreign exchange gains and losses that are recognised in profit or loss are determined based on the amortised cost of the monetary asset. Other foreign exchange gains and losses are recognised in other comprehensive income.

##### *Loans and receivables*

Loans and receivables are non-derivative financial assets with fixed or determinable payments that are not quoted in an active market. Loans and receivables are measured at amortised cost using the effective interest method, less any impairment.

Interest income is recognised by applying the effective interest rate, except for short-term receivables when the recognition of interest would be immaterial.

## Notes to consolidated financial statements (continued)

For the year ended 31 December 2012

(All amounts are expressed in thousands of kunas)

---

### 3. SUMMARY OF SIGNIFICANT ACCOUNTING POLICIES (continued)

#### Financial assets (continued)

##### *Impairment of financial assets*

Financial assets, other than those at FVTPL, are assessed for indicators of impairment at the end of each reporting period. Financial assets are considered to be impaired when there is objective evidence that, as a result of one or more events that occurred after the initial recognition of the financial asset, the estimated future cash flows of the investment have been affected.

For AFS equity investments, a significant or prolonged decline in the fair value of the security below its cost is considered to be objective evidence of impairment.

For all other financial assets, objective evidence of impairment could include:

- significant financial difficulty of the issuer or counterparty; or
- breach of contract, such as a default or delinquency in interest or principal payments; or
- it becoming probable that the borrower will enter bankruptcy or financial re-organisation; or
- the disappearance of an active market for that financial asset because of financial difficulties.

For certain categories of financial assets, such as trade receivables, assets that are assessed not to be impaired individually are, in addition, assessed for impairment on a collective basis. Objective evidence of impairment for a portfolio of receivables could include the Group's past experience of collecting payments, an increase in the number of delayed payments in the portfolio past the average credit period of 60 days, as well as observable changes in national or local economic conditions that correlate with default on receivables.

For financial assets carried at amortised cost, the amount of the impairment is the difference between the asset's carrying amount and the present value of estimated future cash flows, discounted at the financial asset's original effective interest rate.

For financial assets carried at cost, the amount of the impairment loss is measured as the difference between the asset's carrying amount and the present value of the estimated future cash flows discounted at the current market rate of return for a similar financial asset. Such impairment loss will not be reversed in subsequent periods.

## Notes to consolidated financial statements (continued)

For the year ended 31 December 2012

(All amounts are expressed in thousands of kunas)

---

### 3. SUMMARY OF SIGNIFICANT ACCOUNTING POLICIES (continued)

#### Financial assets (continued)

##### *Impairment of financial assets (continued)*

The carrying amount of the financial asset is reduced by the impairment loss directly for all financial assets with the exception of trade receivables, where the carrying amount is reduced through the use of an allowance account. When a trade receivable is considered uncollectible, it is written off against the allowance account. Subsequent recoveries of amounts previously written off are credited against the allowance account. Changes in the carrying amount of the allowance account are recognised in profit or loss.

When an AFS financial asset is considered to be impaired, cumulative gains or losses previously recognised in other comprehensive income are reclassified to profit or loss in the period.

For financial assets measured at amortised cost, if, in a subsequent period, the amount of the impairment loss decreases and the decrease can be related objectively to an event occurring after the impairment was recognised, the previously recognised impairment loss is reversed through profit or loss to the extent that the carrying amount of the investment at the date the impairment is reversed does not exceed what the amortised cost would have been had the impairment not been recognised.

In respect of AFS equity securities, impairment losses previously recognised in profit or loss are not reversed through profit or loss. Any increase in fair value subsequent to an impairment loss is recognised in other comprehensive income and accumulated under the heading of investments revaluation reserve. In respect of AFS debt securities, impairment losses are subsequently reversed through profit or loss if an increase in the fair value of the investment can be objectively related to an event occurring after the recognition of the impairment loss.

##### *Derecognition of financial assets*

The Group derecognises a financial asset only when the contractual rights to the cash flows from the asset expire; or it transfers the financial asset and substantially all the risks and rewards of ownership of the asset to another entity. If the Group neither transfers nor retains substantially all the risks and rewards of ownership and continues to control the transferred asset, the Group recognises its retained interest in the asset and an associated liability for amounts it may have to pay. If the Group retains substantially all the risks and rewards of ownership of a transferred financial asset, the Group continues to recognise the financial asset and also recognises a collateralised borrowing for the proceeds received.

## Notes to consolidated financial statements (continued)

For the year ended 31 December 2012

(All amounts are expressed in thousands of kunas)

---

### 3. SUMMARY OF SIGNIFICANT ACCOUNTING POLICIES (continued)

#### Financial liabilities and equity instruments

##### *Classification as debt or equity*

Debt and equity instruments are classified as either financial liabilities or as equity in accordance with the substance of the contractual arrangement.

##### *Equity instruments*

An equity instrument is any contract that evidences a residual interest in the assets of an entity after deducting all of its liabilities. Equity instruments are recorded at the proceeds received, net of direct issue costs.

##### *Financial guarantee contract liabilities*

Financial guarantee contract liabilities are measured initially at their fair values and are subsequently measured at the higher of:

- the amount of the obligation under the contract, as determined in accordance with IAS 37 *Provisions, Contingent Liabilities and Contingent Assets*; and
- the amount initially recognised less, where appropriate, cumulative amortisation recognised in accordance with the revenue recognition policies.

##### *Financial liabilities*

Financial liabilities are classified as either financial liabilities 'at FVTPL' or 'other financial liabilities'.

##### *Financial liabilities at fair value through profit or loss (FVTPL)*

Financial liabilities are classified as at FVTPL where the financial liability is either held for trading or it is designated as at FVTPL.

A financial liability is classified as held for trading if:

- it has been incurred principally for the purpose of repurchasing in the near future; or
- it is a part of an identified portfolio of financial instruments that the Group manages together and has a recent actual pattern of short-term profit-taking; or
- it is a derivative that is not designated and effective as a hedging instrument.



## Notes to consolidated financial statements (continued)

For the year ended 31 December 2012

*(All amounts are expressed in thousands of kunas)*

---

### 3. SUMMARY OF SIGNIFICANT ACCOUNTING POLICIES (continued)

#### Financial liabilities and equity instruments (continued)

##### *Financial liabilities at fair value through profit or loss (FVTPL) (continued)*

A financial liability other than a financial liability held for trading may be designated as at FVTPL upon initial recognition if:

- such designation eliminates or significantly reduces a measurement or recognition inconsistency that would otherwise arise; or
- the financial liability forms part of a group of financial assets or financial liabilities or both, which is managed and its performance is evaluated on a fair value basis, in accordance with the Group's documented risk management or investment strategy, and information about the grouping is provided internally on that basis; or
- it forms part of a contract containing one or more embedded derivatives, and IAS 39 *Financial Instruments: Recognition and Measurement* permits the entire combined contract (asset or liability) to be designated as at FVTPL.

Financial liabilities at FVTPL are stated at fair value, with any resultant gain or loss recognised in statement of comprehensive income. The net gain or loss recognised in profit or loss incorporates any interest paid on the financial liability.

##### *Other financial liabilities*

Other financial liabilities, including borrowings and bonds, are initially measured at fair value, net of transaction costs.

Other financial liabilities are subsequently measured at amortised cost using the effective interest method, with interest expense recognised on an effective yield basis.

The effective interest method is a method of calculating the amortised cost of a financial liability and of allocating interest expense over the relevant period. The effective interest rate is the rate that exactly discounts estimated future cash payments through the expected life of the financial liability, or, where appropriate, a shorter period.

##### *Derecognition of financial liabilities*

The Group derecognises financial liabilities when, and only when, the Group's obligations are discharged, cancelled or they expire.

## Notes to consolidated financial statements (continued)

For the year ended 31 December 2012

*(All amounts are expressed in thousands of kunas)*

---

### 3. SUMMARY OF SIGNIFICANT ACCOUNTING POLICIES (continued)

#### **Contingent liabilities**

Contingent liabilities are not recognised in the financial statements. They are disclosed unless the possibility of an outflow of resources embodying economic benefits is remote. A contingent asset is not recognised in the financial statements but disclosed when an inflow of economic benefits is probable.

#### **Revenue recognition**

Revenue is recognised when it is probable that economic benefits associated with the transaction will flow to the Group and the amount of revenue can be measured reliably. Revenues for all services are recognised net of VAT and discounts when the services are provided.

Revenue from fixed telephony includes revenue from activation, monthly fee, calls placed by fixed line subscribers and revenue from additional services in fixed telephony.

Revenue from carrier services includes interconnection services for domestic and international carriers.

Revenue from internet and data services included revenue from Internet subscription, ADSL traffic and fixed line access.

Rental income and income from sale of goods relate to the rental and sale of telecommunications equipment required to provide telecommunication services.

Interest income is accrued on a time basis, by reference to the actual yield on the underlying asset.

#### **Interconnection fee expenses**

Interconnection fee expenses for using telecommunication infrastructure of other telecommunication providers are recognized in the period they relate to.

## Notes to consolidated financial statements (continued)

For the year ended 31 December 2012

*(All amounts are expressed in thousands of kunas)*

---

### 3. SUMMARY OF SIGNIFICANT ACCOUNTING POLICIES (continued)

#### Segment reporting

International Financial Reporting Standards define an operating segment as a component of an entity:

- a) that engages in business activities from which it may earn revenues and incur expenses (including revenues and expenses relating to transactions with other components of the same entity),
- b) whose operating results are regularly reviewed by the entity's chief operating decision maker to make decisions about resources to be allocated to the segment and assess its performance, and
- c) for which discrete financial information is available.

The Group has only one segment and is not able to differ property, plant and equipment to the services it provides. The same equipment is used for transfer of voice and data. Management assesses the performance on the level of entire Group. The Group operates on Croatian market which is by the Management is considered as one reporting segment.

#### Subsequent events

Post-year-end events that provide additional information about the Group's position at the financial statements date (adjusting events) are reflected in the financial statements. Post-year-end events that are not adjusting events are disclosed in the notes when material.

## Notes to consolidated financial statements (continued)

For the year ended 31 December 2012

*(All amounts are expressed in thousands of kunas)*

---

### 3. SUMMARY OF SIGNIFICANT ACCOUNTING POLICIES (continued)

#### **Critical judgments in applying accounting policies**

In the application of the Group's accounting policies, which are described in Note 3, the directors are required to make judgments, estimates and assumptions about the carrying amounts of assets and liabilities that are not readily apparent from other sources. The estimates and associated assumptions are based on historical experience and other factors that are considered to be relevant. Actual results may differ from these estimates.

The estimates and underlying assumptions are reviewed on an on-going basis. Revisions to accounting estimates are recognized in the period in which the estimate is revised if the revision affects only that period or in the period of the revision and future periods if the revision affects both current and future periods.

#### *Useful lives of property, plant and equipment*

The Group reviews the estimated useful lives of property, plant and equipment at the end of each annual reporting period.

#### *Availability of taxable profits against which the deferred tax assets could be recognised*

A deferred tax asset is recognized only to the extent that it is probable that the related tax benefit will be realized. In determining the amount of deferred taxes that can be recognised significant judgments are required, which are based on the probable quantification of time and level of future taxable profits, together with the future tax planning strategy.

#### *Estimates used in determining the jubilee awards retirement bonuses*

The Group reviews key variables in determining the value of provisions for jubilee awards and retirement benefits on the annual basis including the adequacy of the discount rate used in determining the present value of estimated future cash flows and also assessing the adequacy of the fluctuation rates used in calculating provisions.

#### *Consequences of certain legal actions*

The Company is involved in legal actions which have arisen from the regular course of its operations. Based on the estimates of the probable outcome of legal actions the provisions are assessed and recognised on a consistent basis.

## Notes to consolidated financial statements (continued)

For the year ended 31 December 2012

(All amounts are expressed in thousands of kunas)

### 4. SALES

	2012	2011
Carried pre select services revenue	274,481	264,123
Interconnection revenue	140,721	101,642
Internet services	86,304	68,691
Data services	24,656	21,769
Multimedia services	17,448	10,689
Revenues from commercial representation	203	5,124
Rent and sale of equipment	3,130	2,513
Other sales revenue	4,498	6,456
	<u>551,441</u>	<u>481,007</u>

### 5. OTHER OPERATING INCOME

	2012	2011
Income from collection of receivables previously provided for	3,021	3,764
Income from benefits in kind	427	426
Revenues from penalties collected	4,064	-
Income from lease – collection system	13	-
Other income	3,005	1,511
	<u>10,530</u>	<u>5,701</u>

## Notes to consolidated financial statements (continued)

For the year ended 31 December 2012

(All amounts are expressed in thousands of kunas)

### 6. STAFF COSTS

	2012	2011
Net salaries	28,912	28,397
Taxes and contributions	22,690	22,257
Reimbursement of costs to employees	2,479	2,431
	<u>54,081</u>	<u>53,085</u>
Number of staff as of 31 December	364	387

Costs reimbursed to employees comprise daily allowances, overnight accommodation and transport related to business travels, commutation allowance, and reimbursement of costs for the use of personal cars for business purposes and similar.

Other employee benefits comprise benefits payable under the Collective Agreements, such as vacation bonus, jubilee awards, Christmas bonus, various supports, and similar.

### 7. DEPRECIATION AND AMORTISATION

	2012	2011
Depreciation	49,774	45,880
Amortisation	6,208	10,436
	<u>55,982</u>	<u>56,316</u>

### 8. VALUE ADJUSTMENT OF CURRENT AND NON-CURRENT ASSETS

	2012.	2011.
Value adjustment of non-current assets	49,034	-
Value adjustment of current assets	5,583	10,165
	<u>54,617</u>	<u>10,165</u>

## Notes to consolidated financial statements (continued)

For the year ended 31 December 2012

(All amounts are expressed in thousands of kunas)

### 9. OTHER OPERATING EXPENSES

	2012	2011
Cost of connection pairs	61,367	59,511
Maintenance expenses	17,847	14,770
Utilities	8,889	9,706
Invoicing expenses	7,338	7,011
Marketing expenses	6,704	7,182
Bank and financial institutions charges	2,945	3,434
Cost of material	2,896	2,463
Residential sales services	2,630	4,501
Cost of intellectual services	1,899	2,170
Representation	1,571	1,114
Insurance premium	1,312	1,677
Taxes and contributions irrespective of the result	1,182	1,101
Cost of goods and services sold	661	4,940
Sponsorships	571	297
Subsequently operating costs	21	-
Other expenses	9,000	4,709
	<u>126,833</u>	<u>124,586</u>

### 10. FINANCIAL INCOME

	2012	2011
Income from interest and fees	6,254	6,176
Foreign exchange gains	854	1,299
	<u>7,108</u>	<u>7,475</u>

### 11. FINANCIAL EXPENSES

	2012	2011
Interest expense and fees	79,838	80,052
Foreign exchange losses	2,663	12,458
	<u>82,501</u>	<u>92,510</u>

Interest expenses refer to the interest expense from borrowings and issued bonds and to penalty interest expense from transactions with suppliers.

## Notes to consolidated financial statements (continued)

For the year ended 31 December 2012

(All amounts are expressed in thousands of kunas)

### 12. INCOME TAX EXPENSE

The Group is subject to income tax, according to the laws and regulations of the Republic of Croatia and Republic of Slovenia. The tax base is determined as the difference between income and expenses for the period, increased by tax non-deductible expenses. The income tax rate is 20% (21% in Republic of Slovenia). The Company Optima Telekom d.d. had no income tax liability for year 2012 because it incurred losses from operations. Subsidiaries Optima Direct d.o.o., Buje and OT-Optima Telekom d.o.o., Koper had income tax liability based on realized profit in 2012.

Income tax comprises of:

	2012	2011
Current income tax in Croatia	177	738
Current income tax in Slovenia	108	111
<b>Income tax (recognized in statement of comprehensive income)</b>	<b>285</b>	<b>849</b>

Relation between accounting profit and losses available for carry forward is shown as follows:

	2012	2011
<b>Accounting loss before tax</b>	<b>(104,607)</b>	<b>(66,620)</b>
Tax calculated at weighted average tax rates applicable for profits in the respective countries	(20,921)	(13,324)
Effect of permanent tax differences	11,409	466
Effect of tax losses available for carry forward	9,797	13,707
<b>Income tax (recognized in statement of comprehensive income)</b>	<b>285</b>	<b>849</b>



## Notes to consolidated financial statements (continued)

For the year ended 31 December 2012

(All amounts are expressed in thousands of kunas)

---

### 12. INCOME TAX EXPENSE (continued)

Tax losses for the are carried forward as a tax deductible item as follows:

Year of tax loss	Amount	Year of expiry
2008	100,916	2013
2009	110,799	2014
2010	64,157	2015
2011	67,737	2016
2012	48,201	2017
	<u>391,810</u>	

In accordance with local regulations, the Tax Authority may at any time inspect the books of any company inside the Group and records within 3 years following the year in which the tax liability is reported and may impose additional tax assessments and penalties. The Group's management is not aware of any circumstances that may give rise to a potential material liability in this respect.

Deferred tax assets are not recognised in consolidated financial statements due to uncertainty of future taxable profits and usage of deferred tax assets.

## Notes to consolidated financial statements (continued)

For the year ended 31 December 2012

(All amounts are expressed in thousands of kunas)

### 13. INTANGIBLE ASSETS

	Concessions and rights	Software	Intangible assets under construction	Total intangible assets
<b>COST</b>				
At 31 December 2010	8,188	77,465	-	85,653
Additions	-	2,855	-	2,855
Disposals	-	(9)	-	(9)
At 31 December 2011	8,188	80,311	-	88,499
Additions	-	-	1,941	1,941
Transfer	-	1,941	(1,941)	-
At 31 December 2012	8,188	82,252	-	90,440
<b>ACCUMULATED AMORTISATION</b>				
At 31 December 2010	1,386	51,850	-	53,236
Charge for the year	272	9,852	-	10,124
Disposals	-	(4)	-	(4)
At 31 December 2011	1,658	61,698	-	63,356
Charge for the year	272	5,936	-	6,208
At 31 December 2012	1,930	67,634	-	69,564
<b>NET BOOK VALUE</b>				
At 31 December 2011	6,530	18,613	-	25,143
At 31 December 2012	6,258	14,618	-	20,876

The intangible assets of the Group include the right to operate telecommunication services (concession and rights) with the carrying value HRK 6,257 thousand as of 31 December 2012 (2011: HRK 6,530 thousand). The right has been approved to the Company by the Croatian agency for Telecommunication on 19 November 2004.

As of 31 December 2012 cost value of intangible assets with restricted ownership as a result of collateralization amounts to HRK 74,570 thousand (2011: HRK 74,538 thousand).

Notes to consolidated financial statements (continued)

For the year ended 31 December 2012

(All amounts are expressed in thousands of kunas)

14. PROPERTY, PLANT AND EQUIPMENT

	Land	Buildings	Plant and equipment	Vehicles	Work of Arts	Assets in progress	Leasehold improvements	Total
<b>COST</b>								
At 31 December 2010	23	25,524	483,838	126	46	41,904	3,768	555,229
Additions	-	369	1,545	-	-	29,863	273	32,056
Transfer from assets in progress	-	-	66,544	-	-	(66,544)	-	-
Disposals	-	-	(1,637)	-	-	-	-	(1,637)
At 31 December 2011	23	25,893	550,290	126	46	5,229	4,041	585,648
Additions	-	685	9,048	571	-	41,494	79	51,877
Transfer from assets in progress	-	575	36,677	-	-	(37,635)	383	-
Disposals	-	4	(3,608)	-	-	-	-	(3,604)
At 31 December 2012	23	27,157	592,407	697	46	9,088	4,503	633,921
<b>ACCUMULATED DEPRECIATION</b>								
At 31 December 2010	-	4,357	158,646	73	-	-	3,210	166,286
Charge for the year	-	651	45,206	23	-	-	312	46,192
Disposals	-	-	(1,203)	-	-	-	-	(1,203)
At 31 December 2011	-	5,008	202,649	96	-	-	3,522	211,275
Charge for the year	-	670	48,797	64	-	-	243	49,774
Disposals	-	-	(321)	-	-	-	-	(321)
At 31 December 2012	-	5,678	251,125	160	-	-	3,765	260,728
<b>NET BOOK VALUE</b>								
At 31 December 2011	23	20,884	347,641	30	46	5,229	519	374,372
At 31 December 2012	23	21,479	341,282	537	46	9,088	738	373,193

As of 31 December 2012, cost value of property, plant and equipment with restricted ownership as a result of collateralization amounts to HRK 478,177 thousand (2011: HRK 461,869 thousand).

## Notes to consolidated financial statements (continued)

For the year ended 31 December 2012

(All amounts are expressed in thousands of kunas)

### 15. OTHER NON CURRENT ASSETS

	2012	2011
Loan to the majority company owner	13,679	12,913
Loan to third party companies	35,355	34,989
Long term deposit	3,530	3,524
	<b>52,564</b>	<b>51,426</b>
Impairment of loans and deposits	(49,034)	(3,459)
	<b>3,530</b>	<b>47,967</b>
Participating interests	35	-
	<b>3,565</b>	<b>47,967</b>

On 27 February 2007, before changing incorporation (change of its legal status to share capital company) the Company has approved a loan to Mr. Matija Martić in the total amount of HRK 3,200 thousand. The interest rate of the loan is variable and is periodically adjusted with average interest rate on loans received from banks (Zagrebačka banka d.d. and Hypo Alpe-Adria-Bank d.d.). The annual interest rate is 8.5%. The loan matures on 27 February 2022. The loan collateral are blank promissory notes. Purpose of the loan is purchase of business share in the company OT-Optima Telekom d.d.

On 31 March 2006 Optima Direct d.o.o. approved a loan to Mr. Matija Martić, majority owner of the Company, in the amount of HRK 6,000 thousand. Purpose of the loan was refinancing of borrowings and advances to resolve housing and other requirements. The annual interest rate is 6% and maturity of the loan is 31 March 2021. Loan collateral are 6 blank debit notes and 6 bills of exchange.

At 31 December 2012 the receivables from Matija Martić were fully provided against.

OT – Optima telekom d.d. has approved three long term loans to Optima OSN Inženjering d.o.o., Rijeka in the following amounts:

- HRK 15,000 thousand with maturity as at 31 October 2010 with the interest rate of 11.5% per annum.
- HRK 5,000 thousand with maturity as at 31 October 2010 with the interest rate of 11.5% per annum.
- HRK 2,000 thousand with maturity as at 13 August 2010 with the interest rate of 11.5% per annum.

The loans were approved for the purpose of development of IP Centrex service which is planned to be used by the Company. The collaterals of loans are two debentures in the amount of the loan approved increased for the interests, fees and expenses as well as e two blank promissory notes. During 2010 the Management of the Company has agreed annexes to the loans agreements for the extension of the maturity date to 30 April 2013 and 13 August 2012 respectively. In 2012 the Management Board of the Company signed a new loan rescheduling agreement under which the originally agreed repayment deadline set at 13 August 2012 has been prolonged to 13 August 2014.

By annexes to all the three loan agreements, the interest rates were defined to be accrued and added to the principal on a monthly basis.

## Notes to consolidated financial statements (continued)

For the year ended 31 December 2012

(All amounts are expressed in thousands of kunas)

---

### 15. OTHER NON CURRENT ASSETS (continued)

On 21 January 2008 Optima OSN- Inženjering d.o.o. repaid a portion of HRK 1,780 thousand of the loan debt with a nominal amount of HRK 5,000 thousand. Thus, the new principal amount was HRK 3,220 thousand.

The balance outstanding at 31 December 2012 amounts to HRK 35,355 thousand and comprises the following:

- HRK 26,295 thousand – principal of HRK 15,000 thousand and accrued interest in the amount of HRK 9,295 thousand
- HRK 5,702 thousand – principal of HRK 3,220 thousand and accrued interest of HRK 2,482 thousand
- HRK 3,358 thousand – principal of HRK 2,000 thousand and accrued interest of HRK 1,358 thousand.

The Management Board does not consider the receivables from Optima OSN Inženjering d.o.o., Rijeka to be recoverable, which is why they were fully impaired at 31 December 2012.

#### Movements in the impairment allowance on loans and deposits

Opening balance at 1 January	1,573	1,573
Written-off during the year	(1,573)	-
Additional allowances recognised	40,633	-
Closing balance at 31 December	<u>40,633</u>	<u>1,573</u>

Participating interests comprise interests in Pevec d.d. acquired in exchange for the company's outstanding debt to the Group.

## Notes to consolidated financial statements (continued)

For the year ended 31 December 2012

(All amounts are expressed in thousands of kunas)

### 16. INVENTORIES

	2012	2011
Telecommunication merchandise	1,283	2,239
	<u>1,283</u>	<u>2,239</u>

### 17. TRADE RECEIVABLES

	2012	2011
Domestic trade receivables	99,263	99,922
Foreign trade receivables	10,986	12,487
Interest receivables	2	78
Allowance for bad debt	(30,442)	(30,316)
	<u>79,809</u>	<u>82,171</u>

	2012	2011
Trade receivables	110,249	112,409
Provision for bad debt	(30,442)	(30,316)
<b>Net trade receivables</b>	<u>79,807</u>	<u>82,093</u>

The net trade receivables do not include interest receivables for which maturity is expected within agreed terms.

Movement of provision for doubtful trade receivables:

	2012	2011
01 January	30,316	25,368
Bad debt write-off	(3,398)	(1,182)
Collected during the period	(2,059)	(3,002)
Additionally provided	5,583	9,132
<b>Closing balance</b>	<u>30,442</u>	<u>30,316</u>

Ageing of trade receivables for the Group:

	2012	2011
Undue	53,198	62,937
up to 120 days	24,833	18,243
120 - 360 days	8,094	7,445
over 360 days	24,124	23,784
<b>Total</b>	<u>110,249</u>	<u>112,409</u>

## Notes to consolidated financial statements (continued)

For the year ended 31 December 2012

(All amounts are expressed in thousands of kunas)

### 18. RECEIVABLES FROM THE STATE AND OTHER INSTITUTIONS

	2012	2010
Other receivables from state and other institutions	<u>829</u>	<u>328</u>
	<u>829</u>	<u>328</u>

### 19. GIVEN LOANS AND DEPOSITS

	2012	2011
Deposits	<u>588</u>	<u>661</u>
	<u>588</u>	<u>661</u>

Current financial assets in 2012 consist only of deposits. The carrying amounts of cash items do not differ significantly from their market value.

### 20. PREPAID EXPENSES AND ACCRUED INCOME

	2012	2011
Deferred customer related expenses	32,868	41,286
Prepaid expenses for goods not received	16,830	18,896
Deferred loans origination fees	<u>797</u>	<u>1,167</u>
	<u>50,495</u>	<u>61,349</u>

Movement in prepaid expenses and accrued income:

	2012	2011
Opening balance 1 January	61,349	54,942
Increase in prepaid expenses and accrued income	26,431	49,115
Expensed during the year	<u>(37,285)</u>	<u>(42,708)</u>
Closing balance 31 December	<u>50,495</u>	<u>61,349</u>

## Notes to consolidated financial statements (continued)

For the year ended 31 December 2012

(All amounts are expressed in thousands of kunas)

### 21. CASH AND CASH EQUIVALENTS

Cash and cash equivalents consist of cash in hand, current account balances and other balances with banks.

	2012	2011
Bank balances	1,042	967
Foreign account balance	759	413
Cash in hand	19	15
	<u>1,820</u>	<u>1,395</u>

### 22. SUBSCRIBED CAPITAL

Majority owner of Company Matija Martić paid in additional capital of HRK 20 million at 24 August 2007. Subscribed capital of the Company has been increased from HRK 201 thousand to HRK 20,201 thousand. The Company has also changed its legal status and became shareholding company. Total number of ordinary shares was 2,020,070 with nominal value of HRK 10. Sole owner of the company remained Matija Martić.

The Company increased its subscribed capital through the initial public offer in November 2007. The Company issued additional 800,000 shares with nominal value of HRK 10. This increased number of shares to 2,820,070. The Company also achieved capital gain of HRK 194,354 thousand as difference between nominal amount and issued price. The shares started to trade on 7 January 2008 on Zagreb stock exchange. The owners of the previously issued bonds had a first right of buy on initial public offer.

Earnings per shares were as follows:

	2012	2011
Loss for the year	(104,892)	(67,469)
Number of shares	<u>2,820,070</u>	<u>2,820,070</u>
Loss per share	<u>(37.20)</u>	<u>(23.92)</u>



## Notes to consolidated financial statements (continued)

For the year ended 31 December 2012

(All amounts are expressed in thousands of kunas)

### 22. SUBSCRIBED CAPITAL (continued)

Shareholders structure as of 31 December was as follows:

Shareholders	2012		2011	
		%		%
MARTIĆ MATIJA	18,596	65,94	18,596	65,94
ZAGREBAČKA BANKA D.D./ZBIRNI SKRBNIČKI RAČUN ZA UNICREDIT BANK AUSTRIA AG	1,605	5,69	1,605	5,69
ZAGREBAČKA BANKA D.D./ZBIRNI SKRBNIČKI RAČUN ZAGREBAČKA BANKA D.D./DF	1,385	4,91	1,385	4,91
RAIFFEISENBANK AUSTRIA D.D./R5	1,338	4,74	1,345	4,77
RAIFFEISENBANK AUSTRIA D.D./RBA	966	3,43	979	3,47
SOCIETE GENERALE-SPLITSKA BANKA D.D./ AZ OBVEZNI MIROVINSKI FOND (1/1)	766	2,72	766	2,72
ZAGREBAČKA BANKA D.D. (1/1)	428	1,52	725	1,52
ŽUVANIĆ ROLAND (1/1)	303	1,07	303	1,07
JOVIČIĆ GORAN (1/1)	202	0,72	202	0,72
HRVATSKA POŠTANSKA BANKA D.D./ZBIRNI RAČUN ZA KLIJENTE BANKE	144	0,51	144	0,51
SOCIETE GENERALE-SPLITSKA BANKA D.D./ AZ PROFIT DOBROVOLJNI MIROVINSKI FOND (1/1)	127	0,45	127	0,45
INTERKAPITAL D.D. (1/1)	102	0,36	108	0,38
ČORAK LJERKA (1/1)	100	0,35	100	0,35
ČERNOŠEK KRUNOSLAV (1/1)	100	0,35	91	0,32
RAIFFEISENBANK AUSTRIA D.D. (1/1)	91	0,32	85	0,30
INTERKAPITAL VRIJEDNOSNI PAPIRI D.O.O./ZBIRNI SKRBNIČKI RAČUN ZA DP	69	0,25	74	0,26
RAIFFEISENBANK AUSTRIA D.D./ZBIRNI SKRBNIČKI RAČUN ZA DF	57	0,20	60	0,21
KMETOVIĆ IVO (1/1)	43	0,15	57	0,20
OREŠKOVIĆ STJEPAN (1/1)	38	0,13	43	0,15
HUGHES KATICA (1/1)	38	0,13	38	0,13
SULJE ZORAN (1/1)	34	0,12	38	0,13
KANTOCI IVANIŠEVIĆ KRISTINA (1/1)	32	0,11	34	0,12
CELIŽIĆ MARIO (1/1)	30	0,11	30	0,11
Small shareholders	7,998	28,36	8,072	28,63
	1,607	5,70	1,533	5,43
	28,201	100,00	28,201	100,00

## Notes to consolidated financial statements (continued)

For the year ended 31 December 2012

(All amounts are expressed in thousands of kunas)

### 23. LONG TERM AND SHORT TERM BORROWINGS

	2012	2011
Borrowings	560,206	644,372
Interest	14,028	5,832
<b>Total borrowings</b>	<b>574,234</b>	<b>650,204</b>
<b>Short term portion of borrowings</b>	<b>(574,234)</b>	<b>(120,064)</b>
<b>Long term portion of borrowings</b>	<b>-</b>	<b>530,140</b>

As of 31 December 2012, cost value of property, plant and equipment with restricted ownership as a result of collateralization amounts to HRK 478,177 thousand (2011: HRK 461,869 thousand) and intangible assets with restricted ownership as a result of collateralization amounts to HRK 74,570 thousand (2011: HRK 74,538 thousand).

On 11 February 2013 Zagrebačka banka blocked the Mother Company's business account rendering thus its receivables due immediately. Pursuant to the provisions of the Act on Financial Operations and Pre-Bankruptcy Settlement (OG 108/2012 and 11/2012) the Company filed a motion to initiate pre-bankruptcy settlement. As all the outstanding debt of will be rescheduled as part of the pre-bankruptcy settlement, all the long-term borrowings were reclassified as short-term.

## Notes to consolidated financial statements (continued)

For the year ended 31 December 2012

(All amounts are expressed in thousands of kunas)

### 23. LONG TERM AND SHORT TERM BORROWINGS (continued)

Bank	Original currency	Loan amount in currency	Maturity date	2012	2011
<b>Loans</b>					
Hypo banka	EUR	6,750	01.09.2013	14,366	30,567
Zagrebačka banka	EUR	42,860	15.01.2014	323,405	322,754
Zagrebačka banka	EUR	20,325	15.01.2014	153,365	153,056
BKS banka	EUR	5,000	31.12.2013	22,761	22,715
Optima OSN Inženjering	HRK	3,400	31.05.2012	-	340
Kreditna banka Zagreb	HRK	1,800	05.05.2013	1,800	1,800
OTP banka	EUR	850	30.10.2012	6,414	-
Storm	HRK	6,000	01.07.2013	4,909	-
OTP banka	EUR	756	01.11.2013	1,844	3,849
Centar banka	HRK	4,500	15.09.2012	-	4,542
Centar banka	EUR	601	18.03.2013	4,586	-
OTP banka	HRK	200	01.11.2013	184	90
<b>Leasings</b>					
Hypo leasing Kroatien	EUR	115	1.7.2015	248	381
Raiffeisen leasing	EUR	528	1.10.2012	-	1,611
Hypo leasing Kroatien	EUR	780	1.6.2023	3,725	3,961

## Notes to consolidated financial statements (continued)

For the year ended 31 December 2012

(All amounts are expressed in thousands of kunas)

### 23. LONG TERM AND SHORT TERM BORROWINGS (continued)

Leasings (continued)	Original currency	Loan amount in currency	Maturity date	2012	2011
IT Tel	EUR	1.513	19.02.2015	4,497	6,244
IT Tel	EUR	1.298	01.02.2015	3,720	5,223
Storm	HRK	327	-	-	33
Storm	HRK	8.326	29.02.2012	-	2,974
Huawei	EUR	2.770	01.08.2013	9,880	17,849
SG Leasing	EUR	168	11.12.2014	876	1,276
Erste factoring	HRK	58.428	31.05.2012	-	58,428
IBM	USD	778	01.06.2013	1,416	2,476
Kapsh Tis	HRK	3.229	15.11.2012	646	2,583
Computech	EUR	200	15.09.2012	1,145	1,620
Euroleasing	EUR	68	28.02.2015	383	-
				<b>560,206</b>	<b>644,372</b>

The weighted average interest rate on long-term and short-term borrowings was 6.85% (2011: 7.50%).

## Notes to consolidated financial statements (continued)

For the year ended 31 December 2012

(All amounts are expressed in thousands of kunas)

### 23. LONG TERM AND SHORT TERM BORROWINGS (continued)

	2012	2011
EUR	551,251	571,106
HRK	7,539	70,790
USD	1,416	2,476
<b>Long term borrowings</b>	<b>560,206</b>	<b>644,372</b>

On 31 December 2010, Zagrebačka banka d.d., Zagreb, approved to the Mother Company a long-term loan with the principal amount of EUR 42,860 thousand. The interest is accrued quarterly at the rate of 3-month EURIBOR, plus a margin of 4.80 pp annually. The purpose of the loan facility is to settle the liabilities for fees on the guarantees issued as well as on the basis of guarantees and/or accrued interest on the following long-term and short-term loans: Agreement No. 3203453577 concluded on 29 August 2008; Agreement No. 3206986895 concluded on 14 February 2007; Agreement No. 3206986931 concluded on 10 July 2007; Agreement No. 3206986942, concluded on 3 September 2007; Agreement No. 3214906421, concluded on 2 December 2009; Agreement No. 3218711059, concluded on 28 January 2010. The ultimate repayment date is 15 January 2014.

The loan is repayable in 5 quarterly instalments of EUR 680 thousand each, which fall due as follows:

- the first instalment is due on the second anniversary of the agreement date; i.e. 31 December 2012;
- the second instalment is due on 31 March 2013;
- the third instalment is due on 30 June 2013;
- the fourth instalment is due on 30 September 2013;
- the fifth instalment is due on 31 December 2013.

The remaining loan amount of EUR 39,400,000 will be due on the ultimate repayment date.

The agreed collaterals comprise 20 blank accepted bills with the bill of exchange charges statement, a notarial authenticated debenture, a blank promissory note from Matija Martić with authorisation, lien established on the real estate and movable property of the Mother Company, lien on the Mother Company shares, insurance policies for real estate and movable property with restricted transferability.

## Notes to consolidated financial statements (continued)

For the year ended 31 December 2012

(All amounts are expressed in thousands of kunas)

### 23. LONG TERM AND SHORT TERM BORROWINGS (continued)

On 31 December 2010 Zagrebačka banka d.d., Zagreb, approved to the Mother Company a long-term loan with a principal of EUR 20,325 thousand. The loan is approved to settle the loan principal and a part of interest due under the agreement on a short-term loan in the amount of HRK 140,500 thousand, concluded on 29 August 2008. The loan is repayable on a one-off basis on the ultimate repayment date, which is 15 January 2014. The loan bears interest at a rate of 10 per cent annually and is due on a one-off basis on the ultimate repayment date. The agreed collaterals comprise 20 blank accepted bills with the bill of exchange charge statement, a blank promissory note from Matija Martić with authorisation, lien established on the real estate and movable property of the Mother Company, lien on the Mother Company shares, insurance policies for real estate and movable property with restricted transferability.

The Company has committed, on a consolidation basis, to the following covenants over the term of the loans extended by Zagrebačka banka d.d. which are ultimately repayable in 2014:

	2011	2012	2013	2014
Minimum increased in total revenue	8%	13%	10%	6%
Minimum investment in tangible and intangible assets (% of total revenue)	6%	6%	6%	6%
Incremental EBITDA margin	32%	33%	34%	35%

In addition to the terms and conditions specified above, the Mother Company has the obligation to notify of or provide a valid request in case of the following: capital expenditure, raising debt finance, liens, arm's-length transactions, profit or operation sharing agreements, investments, changes in the registered business, capital and Articles of Association/Statute, sale of assets, mergers and acquisitions, and ownership changes.

### 24. REPROGRAMMED LONG-TERM TAX DEBT

	2012	2011
Reprogrammed long-term tax debt	1,465	-
	<u>1,465</u>	<u>-</u>

On 21 November 2012 the Group received from the Ministry of Finance a decision approving the request filed to reprogram the tax debt outstanding at 31 December 2012. The renegotiated debt is to be settled in 36 equal monthly instalments, the first due on 21 December 2012 and the last on 21 November 2015.

## Notes to consolidated financial statements (continued)

For the year ended 31 December 2012

(All amounts are expressed in thousands of kunas)

### 25. ISSUED BONDS

	2012	2011
Nominal value	250,000	250,000
Deferred origination fees	(1,461)	(2,923)
Interest liabilities	20,875	20,874
	<u>269,414</u>	<u>267,953</u>

The Company issued bonds (OPTE-O-124 A) in nominal value of HRK 250 million on 5 February 2007. Bonds were issued on Zagreb Stock Exchange. Bonds have interest rate of 9.125% and their maturity date is 1 February 2014. The bonds have been issued with a price of 99.496%. The interest, which was due on 1 February 2013, was not settled. The effective interest rate is 9.226%.

The following covenants need to be complied with.:

	2007	2008	2009	2010	2011	2012
Consolidate EBITDA Margin (%) >=	5.00%	10.00%	15.00%	20.00%	25.00%	25.00%
Consolidated EBITDA/ Consolidated interest >=	0.30	1.02	1.75	2.00	4.00	5.00
Consolidate EBITDA (in HRK million) >=	17	45	75	125	150	200
CAPEX/Sales revenue <=	0.75	0.65	0.5	0.5	0.4	0.35
Consolidate total liabilities/ Consolidated EBITDA <=	30	15	10	6	5	3
No dividend payments	Yes	Yes	Yes	Yes	Yes	Yes

## Notes to consolidated financial statements (continued)

For the year ended 31 December 2012

*(All amounts are expressed in thousands of kunas)*

---

### 25. ISSUED BONDS (continued)

The Agent, Zagrebačka banka d.d., is testing compliance of all terms at the end of each year based on the audited consolidated financial statements. The Group also took obligation to increase the value of its subscribed capital until 30 June 2009 through issuing of new shares that cannot be less than HRK 150 million. The bond owners had a first right to buy shares during increase of share capital. The bond owners have a right to call for early collection of nominal value of bonds if the Group is not in compliance with the covenants and other requirements. As explained in note 22 during 2007 the Company has increased its share capital for over HRK 150 million and satisfied requirement in relation to increase of share capital. The Group is not in compliance with above covenants as at 31 December 2012 and 2011.

As per International Accounting Standard 1 (the "IAS 1"), Article 65, when the company breaches a provision of a long-term loan arrangement on or before the end of the reporting period with the effect that the liability becomes payable on demand, it classifies the liability as current, even if the lender agreed, after the reporting period and before the authorization of the financial statements for issue, not to demand payment as a consequence of the breach. The Group classifies the liability as current because, at the end of the reporting period, it does not have an unconditional right to defer its settlement for at least twelve months after that date.

In accordance with this requirement as per the IAS 1 the Group has reclassified its liabilities from issued bonds to short term liabilities.

### 26. TRADE PAYABLES

	2012	2011
Domestic trade payables	187,985	86,600
Foreign trade payables	7,138	11,328
	<u>195,123</u>	<u>97,928</u>

The average credit period on purchases from suppliers was 168 days (2011: 103 days).



Notes to consolidated financial statements (continued)

For the year ended 31 December 2012

(All amounts are expressed in thousands of kunas)

**27. OTHER CURRENT LIABILITIES**

	2012	2011
Payables on advances	7,453	8,130
VAT payable	4,277	4,245
Net payroll	2,540	2,532
Taxes and contributions on salaries	1,861	1,862
Other state payables	810	1,505
Other payables	254	87
	<u>17,195</u>	<u>18,361</u>

**28. ACCRUED EXPENSES AND DEFERRED INCOME**

	2012	2011
Accrued interest	30,786	15,646
Deferred revenues from equipment rental	13,500	14,500
Accrued invoices from domestic suppliers	11,797	12,613
Deferred income from notary charges	3,380	3,337
Accrued invoices from foreign suppliers	5,986	531
	<u>65,449</u>	<u>46,627</u>

Movement in accrued expenses and deferred income:

	2012	2011
Beginning balance 1 January	46,627	19,554
Increase in accrued expenses and deferred income	75,346	83,440
Reversed during the year	(56,524)	(56,367)
Closing balance 31 December	<u>65,449</u>	<u>46,627</u>

## Notes to financial statements (continued)

For the year ended 31 December 2012

*(All amounts are presented in thousands of kunas)*

---

### 29. RELATED PARTY TRANSACTIONS

Receivables and payables and income and expenses from related party transactions for the Group are provided in the table below:

	2012	2011
<b>Receivables</b>		
Matija Martić	-	12,913
<b>Payables</b>		
Matija Martić	-	-

In 2012 compensations paid to all Management Board members and Supervisory Board members amounted to HRK 6,585 thousand (2010: HRK 5,491 thousand) as follows:

- Total amount of compensations paid to Management Board members and Supervisory Board members in OT-Optima Telekom d.d. amounted to HRK 5,902 thousand (including compensation to the majority owner of the Company).
- Total amount of compensations paid to Management Board members and Supervisory Board members in Optima Direct d.o.o. amounted to HRK 683 thousand.

(Please note that Supervisory Board members are only receiving compensation related to their regular work in the Group. No additional compensation is paid for the function of Supervisory Board member)

Compensations paid in 2012 to the majority owner of the Company Matija Martić were HRK 2,408 thousand (2011: HRK 2,009 thousand). Compensations relate to his work in the Company. Loans given to the majority owner of the Company amounted to HRK 0 thousand as at 31 December 2012 (2011: HRK 12,913 thousand) and are disclosed in Note 15 to the consolidated financial statements. The receivables from the majority owner in the amount of HRK 13,680 thousand were fully impaired at 31 December 2012.

Members of key management have signed the Statement of Independence, confirming that neither they nor their close family members have any equity interests in any of the companies.

The Members of the Management and Supervisory Boards who were at the same time the Company's shareholders at 31 December 2012 were as follows:

- Matija Martić, President of the Management Board, with a share of 65.94% comprising 1,850,569 ordinary shares;
- Goran Jovičić, Member of the Management Board, with a share of 0.71% comprising 20,000 ordinary shares.

## Notes to financial statements (continued)

For the year ended 31 December 2012

*(All amounts are presented in thousands of kunas)*

---

### 30. FINANCIAL INSTRUMENTS

During the period, the Group used most of its financial instruments to finance its operations. Financial instruments include loans, bills of exchange, cash and liquid assets, and other various instruments, such as trade receivables and trade payables, arising directly from the ordinary activities.

#### Capital risk management

##### *Net debt to equity ratio (Gearing ratio)*

The Group manages its capital to ensure that the Group entities are able to continue as a going concern, while maximising the return to stakeholders through the optimisation of the debt and equity balance.

The capital structure of the Group consists of net debt (borrowings as detailed in Note 23 offset by cash and bank balances) and equity of the Group (comprising issued capital, reserves and retained earnings as detailed in Note 22).

The Management Board reviews the capital structure of the Group on a quarterly basis. As part of this review, the Management Board considers the cost of capital and the risks associated with each class of capital.

The gearing ratio at 31 December was as follows:

	2012	2011
Debt (long-term and short-term borrowings)	843,648	918,157
Cash and cash equivalents	<u>(1,820)</u>	<u>(1,395)</u>
Net debt	<u>841,828</u>	<u>916,762</u>
Equity	<u>(591,569)</u>	<u>(486,679)</u>
Net debt to equity ratio	<u>(142.30%)</u>	<u>(188.37%)</u>

Debt is defined as liability for long-term and short-term borrowings and for issued bonds. Equity includes all capital and reserves of the Group.

## Notes to financial statements (continued)

For the year ended 31 December 2012

*(All amounts are presented in thousands of kunas)*

---

### 30. FINANCIAL INSTRUMENTS (continued)

#### Significant accounting policies

Details of the significant accounting policies and methods adopted, including the criteria for recognition, the basis of measurement and the basis on which income and expenses are recognised, in respect of each class of financial asset, financial liability and equity instruments are disclosed in note 3 to the consolidated financial statements.

#### *Categories of financial instruments*

	2012	2011
<b>Financial assets</b>		
Loans	4,153	48,628
Cash and cash equivalents	1,820	1,395
Receivables	80,962	83,488
	<u>86,935</u>	<u>133,511</u>
<b>Financial liabilities at amortized cost</b>		
Issued bonds	269,414	267,953
Borrowings	574,234	650,204
Trade payables and other liabilities	270,819	155,304
	<u>1,114,467</u>	<u>1,073,461</u>

## Notes to consolidated financial statements (continued)

For the year ended 31 December 2012

(All amounts are expressed in thousands of kunas)

### 30. FINANCIAL INSTRUMENTS (continued)

#### Currency risk (continued)

The carrying amounts of the Group's foreign currency denominated monetary assets and monetary liabilities at the reporting date are as follows:

	2012	2011	2012	2011
	Liabilities		Assets	
EUR	585,752	585,805	21,374	23,459
USD	1939	2,967	-	-
	<u>587,691</u>	<u>588,772</u>	<u>21,374</u>	<u>23,459</u>

#### Foreign currency sensitivity analysis

The Group is mainly exposed to the fluctuations in the exchange rate of Croatian kuna to Euro and US dollar.

The following table details the Group's sensitivity to a 10 % increase in Croatian kuna against the relevant foreign currencies (2011: 10%). The sensitivity analysis includes only outstanding foreign currency denominated monetary items and adjusts their translation at the period end for percentage change in foreign currency rates. The sensitivity analysis includes monetary assets and monetary liabilities in foreign currencies. A negative number indicates a decrease in profit where HRK changes for above mentioned percentage against the relevant currency. For a reverse proportional change of HRK against the relevant currency, there would be an equal and opposite impact on the profit.

	2012	2011	2012	2011
	Liabilities		Assets	
EUR	58,575	58,580	2,137	2,346
USD	194	297	-	-
	<u>58,769</u>	<u>58,877</u>	<u>2,137</u>	<u>2,346</u>

The exposure to the fluctuations in exchange rates by 10% is mainly attributable to the borrowings, trade payables and receivables from related companies denominated in Euro (EUR) and US dollar (USD).

## Notes to financial statements (continued)

For the year ended 31 December 2012

*(All amounts are presented in thousands of kunas)*

---

### 30. FINANCIAL INSTRUMENTS (continued)

#### Interest rate risk

Interest rate cash flow risk is the risk that the interest cost of financial instruments will fluctuate over the time.

The Group has long-term borrowings at variable interest rates in the amount of HRK 347,832 thousand (2011: HRK 368,636 thousand) which exposed it significantly to the interest rate risk. In case that the interest rate was higher for 1%, the effect of HRK 3,847 thousand (2011: HRK 3,686 thousand) would debit the income statement for the year ended 31 December 2012.

The issued bonds are valued at amortized cost and changes in the interest rate that could effect change in the fair value of the bonds are not effecting the carrying amount of issued bonds.

#### Other price risks

The Group is not exposed to equity price risks arising from equity investments. There are no significant equity instruments held by the Group.

#### Credit risk

Credit risk refers to the risk that a counterparty will default on its contractual obligations resulting in financial loss to the Group. The Group has adopted procedures which it applies in dealing with customers. The Group obtains sufficient collaterals, where appropriate, as a means of mitigating the risk of financial loss from defaults.

Trade receivables are followed on regular basis to determine their risk status and appropriate risk procedures are taken for trade receivables. The credit ratings of Group counterparties are continuously monitored and credit exposure is controlled by counterparty limits that are reviewed at least annually. The Group transacts with a large number of customers from various industries and of various size, as well as with retail customers that have specific credit risk. The Group has developed procedures for each specific customer group to insure that credit risk is addressed in most appropriate way.

## Notes to financial statements (continued)

For the year ended 31 December 2012

*(All amounts are presented in thousands of kunas)*

---

### 30. FINANCIAL INSTRUMENTS (continued)

#### Credit risk (continued)

In the table below the Group presented the balances of 6 major counterparties at the end of the reporting period.

Counterparty	Headquarters Country	2012	2011
Telekom Slovenije	Slovenija	4,579	6,051
HT	Hrvatska	1,210	2,548
VIPnet	Hrvatska	974	970
Tele2	Hrvatska	451	963
CARnet	Hrvatska	238	208
IT –TEL	Slovenija	73	155
		<u>7,525</u>	<u>10,895</u>

## Notes to financial statements (continued)

For the year ended 31 December 2012

(All amounts are presented in thousands of kunas)

### 30. FINANCIAL INSTRUMENTS (continued)

#### Liquidity risk

Ultimate responsibility for liquidity risk management rests with the Board of directors, which has built an appropriate liquidity risk management framework for the management of the Group's short, medium and long-term funding and liquidity management requirements. The Group manages liquidity risk by maintaining adequate reserves and credit lines, by continuously monitoring forecast and actual cash flows and matching the maturity profiles of financial assets and liabilities.

#### *Liquidity rate tables and interest rate risks*

The following tables detail the Group's remaining contractual maturity for its financial liabilities at the end of the period. The tables have been drawn up based on the undiscounted cash flows of financial liabilities on maturity date. The table includes both interest and principal cash flows.

	up to 1 year	1-5 years	Over 5 years	Total
<b>2012</b>				
Non-interest bearing	205,370	-	-	205,370
Interest bearing	843,648	-	-	843,648
	<u>1,049,018</u>	<u>-</u>	<u>-</u>	<u>1,049,018</u>
<b>2011</b>				
Non-interest bearing	147,247	-	-	147,247
Interest bearing	120,063	795,850	2,243	918,156
	<u>228,740</u>	<u>795,850</u>	<u>2,243</u>	<u>1,065,403</u>

Majority of non-interest bearing liabilities in 2012 represent trade payables in the total amount of HRK 195,123 thousand (2011: HRK 97,928 thousand).

Interest bearing liabilities are short-term and long term borrowings, finance leases as well as bonds issued.



## Notes to consolidated financial statements (continued)

For the year ended 31 December 2012

(All amounts are expressed in thousands of kunas)

### 30. FINANCIAL INSTRUMENTS (continued)

#### Liquidity risk (continued)

The following tables detail the Group's remaining contractual maturity for its financial assets at the end of the period.

The tables have been drawn up based on the undiscounted cash flows of financial assets on maturity date.

The table includes both interest and principal cash flows.

	up to 1 year	1-5 years	Over 5 years	Total
<b>2012</b>				
Non-interest bearing	82,782			82,782
Interest bearing	676	3,442	-	4,118
	<u>83,458</u>	<u>3,442</u>	<u>-</u>	<u>86,900</u>
<b>2011</b>				
Non-interest bearing	84,883	-	-	84,883
Interest bearing	750	43,004	4,874	48,628
	<u>85,726</u>	<u>43,004</u>	<u>4,874</u>	<u>133,511</u>


The balance of cash and cash equivalents is shown under non-interest bearing financial assets due to low interest rate of these assets.

### 31. APPROVAL OF FINANCIAL STATEMENTS

The financial statements set out on pages 4 to 63 were approved by the Board of directors and authorized for issue.

Signed on behalf of the Group on 25 March 2013:


Matija Martić  
President of the Management  
Board



Goran Jovičić  
Member of the Management  
Board



Jadranka Suručić  
Member of the Management  
Board



OT-Optima Telekom d.d.  
ZAGREB