


# 2019

## INTERIM REPORT

BY MANAGEMENT OF


AD PLASTIK GROUP AND THE COMPANY AD PLASTIK D.D. SOLIN

FOR THE FIRST NINE MONTHS OF 2019



# Contents

<b>Management Report of AD Plastik Group and the Company AD Plastik d.d. Solin for the period 1. 1. 2019 - 30. 9. 2019.....</b>	<b>3</b>
Operating revenue, EBITDA and Net profit	3
Comment by Marinko Došen, President of the Management Board	5
Financial results for the first nine months	6
Operating revenue per sales markets of AD Plastik Group without affiliated company	11
AD Plastik Group with consolidation of the corresponding ownership part in affiliated company	13
Share	15
<b>Financial statement of AD Plastik Group.....</b>	<b>17</b>
Balance sheet	18
Statement of profit or loss	22
Statement of cash flows (indirect method)	25
Statement of changes in equity	27
Notes to financial statements - TFI	29
<b>Financial statement of the company AD Plastik.....</b>	<b>30</b>
Balance sheet	31
Statement of profit or loss	35
Statement of cash flows (indirect method)	38
Statement of changes in equity	40
Notes to financial statements - TFI	42
<b>Management's statement of responsibility .....</b>	<b>43</b>



# Operating revenue, EBITDA and Net profit of AD Plastik Group

**HRK 1,095.32 million**

OPERATING REVENUE

**+16.60%**

compared to the first nine months of 2018

**HRK 133.54 million**

EBITDA

**+3.57%**

compared to the first nine months of 2018

**HRK 63.86 million**

NET PROFIT

**+6.28%**

compared to the first nine months of 2018

# Operating revenue, EBITDA and Net profit of the company AD Plastik

**HRK 774.68 million**

OPERATING REVENUE

**+11.86%**

compared to the first nine months of 2018

**HRK 80.18 million**

EBITDA

**+18.61%**

compared to the first nine months of 2018

**HRK 56.38 million**

NET PROFIT

**-10.77%**

compared to the first nine months of 2018

## Comment by Marinko Došen, President of the Management Board



We present you business results of the AD Plastik Group for the first nine months of 2019, which show the positive trends of our business operations, despite the slightly less favorable market impacts. We recorded a 16.6 percent increase in operating revenue at the Group level, amounting to HRK 1,095.32 million in the reporting period. The Group's net profit amounted to HRK 63.86 million, which was an increase of 6.28 percent, while EBITDA also increased and for the first nine months it amounted to HRK 133.54 million.

Since the beginning of the year, we have been focused on the industrialization and realization of projects on which deals have been sealed, so in the first nine months the production of the redesigned Renault Twingo and the new Clio 5 successfully started. By the end of the year, a serial production for the very demanding Ford project, with which we are collaborating for the first time on the painting program, as well as the redesigned Smart will have begun. Every start of a serial production requires considerable preparation and investment, but the successful realization, industrialization and start-up of the production ensure us stability in the medium term.

In the last few months, we have sealed significant development and production deals for components in Russia, which mainly relate to new models of the Renault-Nissan-AvtoVAZ alliance, one of our key customers in that market. These projects will significantly utilize the capacities of our Russian factories, which will allow further growth and development of the Group in this market. The high utilization of the capacities of our factories ensures our smooth further development and growth.

In the automotive industry, we have the well-deserved position of a quality and reliable partner, and we have found our business niche in which we achieve results far above the industry average. A very challenging period is before us, but also a number of possibilities that we will surely be able to recognize. We persistently and successfully continue to move towards the achievement of the set short-term and long-term goals.

A handwritten signature in blue ink, appearing to read 'Marinko Došen', written over a white background.

Marinko Došen  
President of the Management Board

## Financial results for the first nine months

AD Plastik Group is comprised of the following companies during the reporting period:

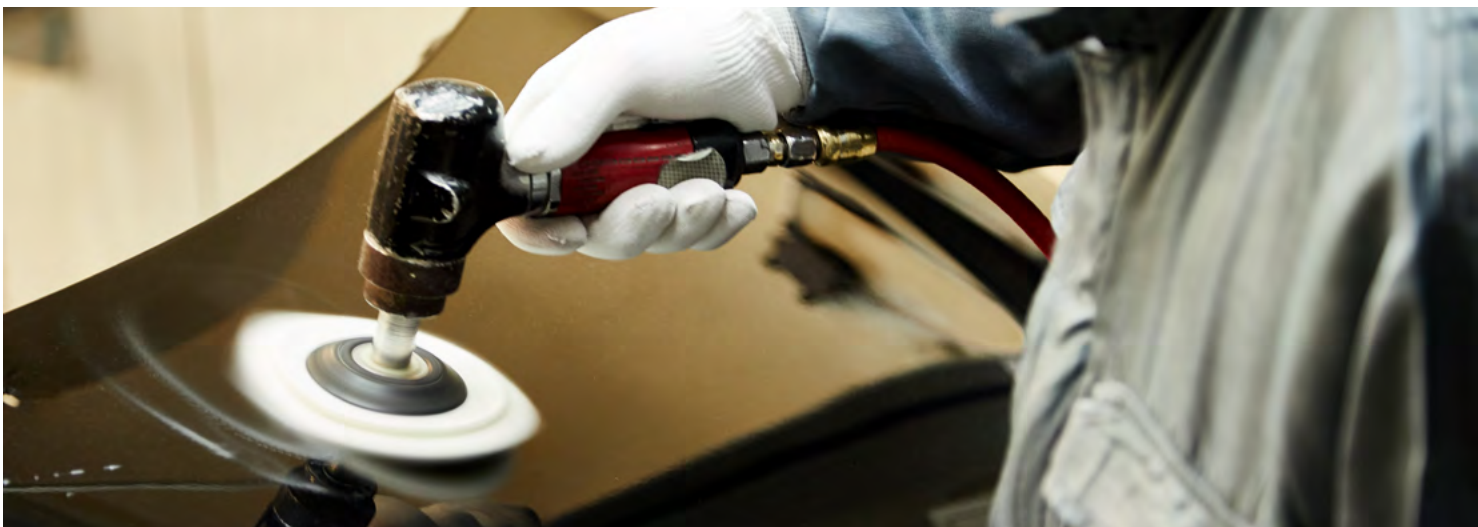
- AD Plastik d.d., Croatia
- AO AD Plastik Togliatti, Russia
- ZAO AD Plastik Kaluga, Russia
- ADP d.o.o., Serbia
- AD Plastik d.o.o., Slovenia
- Tisza Automotive d.o.o, Hungary

(hereinafter: AD Plastik Group)

The operations of AD Plastik Group in the first nine months of 2019 were marked primarily by the preparation and start of serial production for significant projects sealed with the key customers and the integration of the Hungarian company Tisza Automotive into the system of the Group. A serial production of the redesigned Renault Twingo and the new Clio 5 began in the second quarter, while a serial production of Ford Puma and the redesigned Smart will began in the last quarter.

In the first nine months, deals totaling EUR 174.9 million were sealed, and precisely Twingo, Clio, Puma, Smart, Logan and Sandero models will have a key role in the AD Plastik Group's revenue structure over the medium term.

In the reporting period, AD Plastik Group achieved operating revenue of HRK 1,095.32 million, which was an increase of 16.6 percent compared to the same period last year. Operating revenue of the parent company AD Plastik d.d. increased by 11.86 percent and amounted to HRK 774.68 million. Despite some unfavorable developments in the markets where the company performs its operating activities, a revenue growth was recorded. The key drivers of growth are the revenue of the Hungarian company Tisza Automotive, the realization of Renault Twingo and Clio 5 projects, Hella, Ford and various models of PSA Group, as well as revenue from tools in the parent company. [➔](#)



## Financial results for the first nine months

➔ Earnings before Interest, Taxes, Depreciation and Amortization (EBITDA) of the AD Plastik Group in the reporting period amounted to HRK 133.54 million and it increased by 3.57 percent compared to the same period last year. EBITDA of the parent company increased by 18.61 percent, amounting to HRK 80.18 million and for the most part, its growth was influenced by the start of serial production for the new projects, notably regarding the new Twingo and the Clio 5. Hungarian company Tisza Automotive contributes to the Group-wide revenue growth, and to a lesser extent affects the EBITDA growth. In the observed period, the EBITDA margin of 12.19 percent was achieved at the Group level, or 10.35 percent at the parent company level.

In the first nine months of 2019 AD Plastik Group achieved a net profit of HRK 63.86 million, which represented an increase of 6.28 percent compared to the same period last year. The parent company generated a net profit of HRK 56.38 million, which was 10.77 percent lower than in the same period last year. The main reason for the decrease in profit in the parent company is a lower dividend income from the affiliated company, which, unlike in previous years, has not been paid in full. Namely, just over eighty percent of the profit was paid, while the rest was allocated to retained earnings.



# Financial results for the first nine months

## Key performance indicators

Indicators (in HRK 000)	AD Plastik Group			AD Plastik d.d.		
	3Q 2018	3Q 2019	Index	3Q 2018	3Q 2019	Index
Operating revenue	939,394	1,095,320	116.60	692,530	774,676	111.86
Sales revenue	931,427	1,064,846	114.32	681,299	756,136	110.98
Operating expenses	871,347	1,043,535	119.76	664,762	744,331	111.97
EBITDA	128,943	133,542	103.57	67,596	80,175	118.61
EBITDA last 4 quarters	169,885	166,325	97.90	92,315	93,692	101.49
Net profit	60,091	63,863	106.28	63,184	56,378	89.23
NFD	402,383	428,511	106.49	349,346	357,096	102.22
NFD/EBITDA last 4 quarters	2.37	2.58	108.77	3.78	3.81	100.72
EBITDA margin	13.73%	12.19%	-153 bps	9.76%	10.35%	59 bps
Net profit margin	6.40%	5.83%	-57 bps	9.12%	7.28%	-185 bps
ROE	12.03%	11.80%	-23 bps	11.61%	11.35%	-26 bps
Capex	57,931	125,458	216.57	40,713	101,420	249.11

## Operating expenses

Operating expenses (in HRK 000)	AD Plastik Group			AD Plastik d.d.		
	3Q 2018	3Q 2019	Index	3Q 2018	3Q 2019	Index
<b>OPERATING EXPENSES</b>	<b>871,347</b>	<b>1,043,535</b>	<b>119.76</b>	<b>664,762</b>	<b>744,331</b>	<b>111.97</b>
Changes in the value of work in process and fin- ished products	2,552	3,772	147.78	1,475	1,404	95.13
Material costs	597,717	701,999	117.45	477,795	531,848	111.31
Staff costs	164,929	199,170	120.76	114,557	122,855	107.24
Amortization	60,895	81,756	134.26	39,828	49,831	125.12
Other costs	37,294	48,567	130.23	27,298	35,522	130.13
Provisions	888	235	26.49	568	0	0.00
Other operating expenses	7,072	8,035	113.62	3,241	2,872	88.61



# Financial results for the first nine months

## Net financial result

The more favorable net financial result of the Group in the observed period was achieved primarily due to the lower negative exchange rate differences, which were partly a result of the decline in foreign currency exposure of Russian companies and partly of the strength-

ening of the Russian ruble exchange rate compared to December 31, 2018. Due to lower dividend income from the affiliated company, the parent company's net financial result was slightly less favorable than in the same period last year.

Net financial result (in HRK 000)	AD Plastik Group			AD Plastik d.d.		
	3Q 2018	3Q 2019	Index	3Q 2018	3Q 2019	Index
<b>FINANCIAL REVENUE</b>	<b>18,360</b>	<b>17,292</b>	<b>94.18</b>	<b>50,504</b>	<b>35,861</b>	<b>71.01</b>
Positive exchange rate differences	18,093	16,923	93.53	6,505	2,606	40.06
Interest income	261	363	139.08	3,104	3,198	103.03
Dividends	6	6	100.00	40,895	30,057	73.50
<b>FINANCIAL EXPENSES</b>	<b>51,833</b>	<b>28,744</b>	<b>55.46</b>	<b>15,088</b>	<b>9,488</b>	<b>62.88</b>
Negative exchange rate differences	44,058	18,669	42.37	7,891	2,521	31.95
Interest expenses	7,775	10,075	129.58	7,197	6,967	96.80
<b>FINANCIAL RESULT</b>	<b>-33,473</b>	<b>-11,452</b>	<b>34.21</b>	<b>35,416</b>	<b>26,373</b>	<b>74.47</b>



# Financial results for the first nine months

## Financial position

The Group's net financial debt at the end of the third quarter of 2019 amounted to HRK 428.51 million and in the parent company HRK 357.1 million. NFD increased compared to the end of the previous year due to investments in the parent company and financing part of the tools for new projects, which we reported in previous reports. The NFD/EBITDA ratio of AD Plastik Group amounted to 2.58 and of the parent company 3.81.

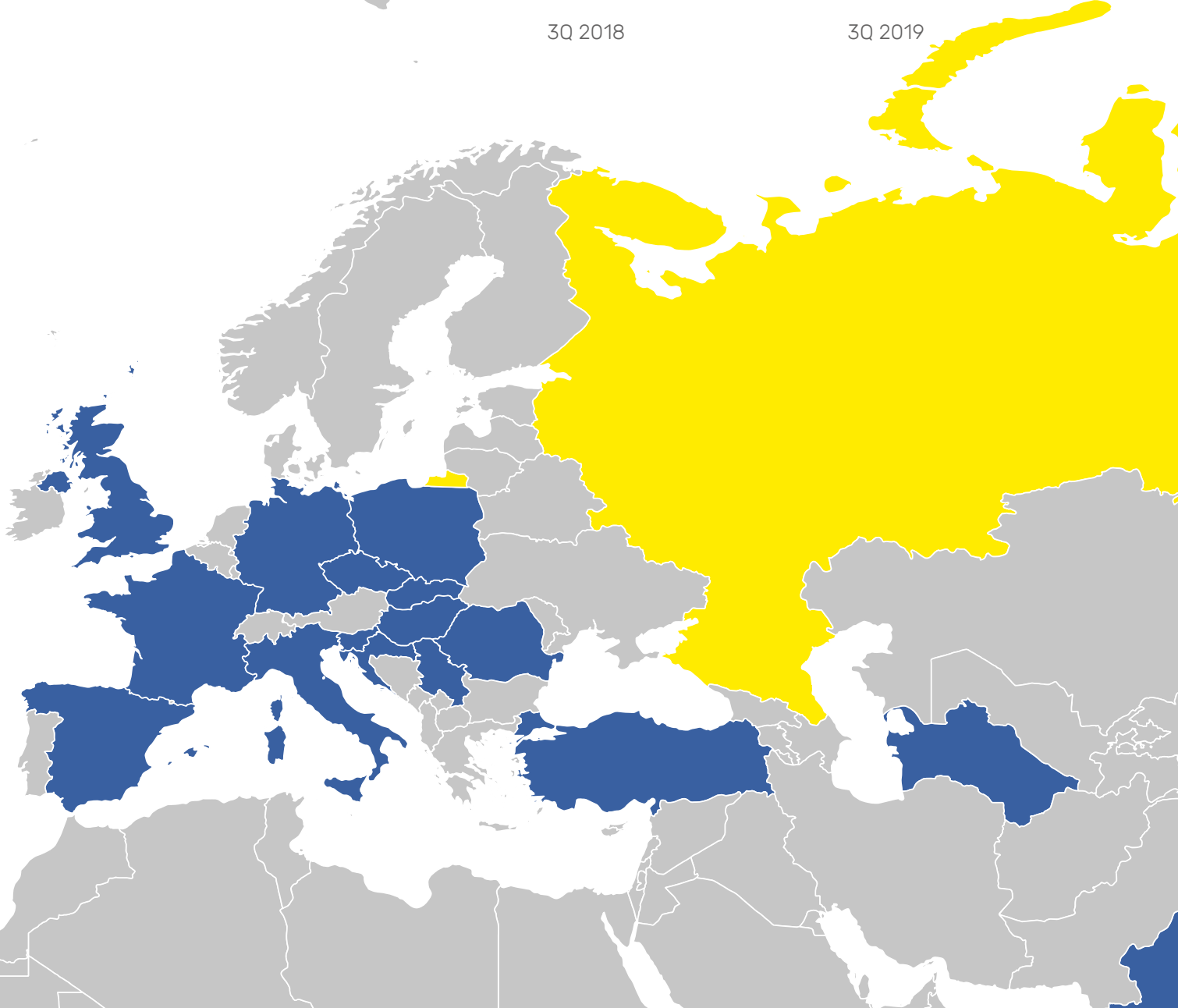
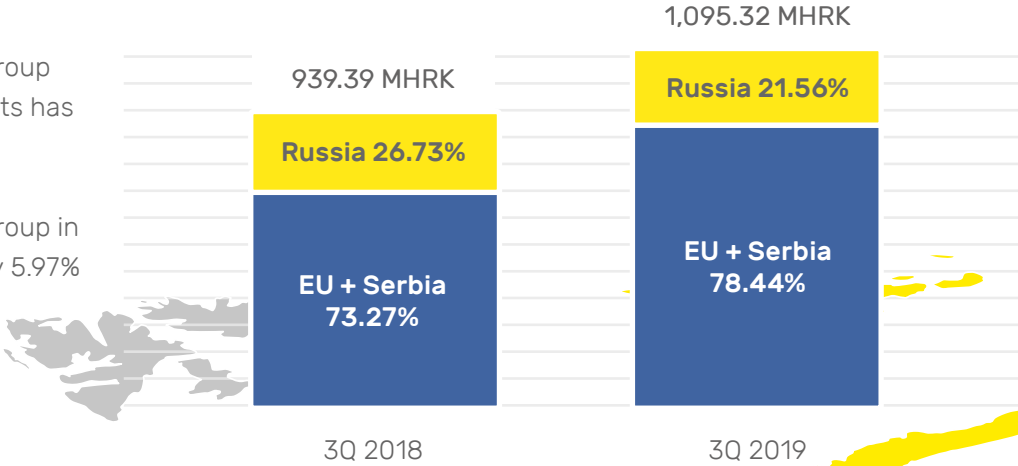
The Group's indebtedness ratio as of September 30, 2019 remained unchanged compared to the end of the year and it amounted to 0.5, while in the parent company it amounted to 0.47 (at the end of last year it amounted to 0.46). In the observed period, return on equity (ROE) of 11.80 percent was achieved at the Group level, or 11.35 percent in the parent company.

Abbreviated balance sheet (in HRK 000)	AD Plastik Group			AD Plastik d.d.		
	31.12.2018	30.9.2019	Index	31.12.2018	30.9.2019	Index
<b>ASSETS</b>	<b>1,566,778</b>	<b>1,625,058</b>	<b>103.72</b>	<b>1,331,640</b>	<b>1,364,575</b>	<b>102.47</b>
Noncurrent assets	1,001,601	1,060,007	105.83	911,298	970,497	106.50
Current assets	513,352	527,852	102.82	370,424	368,522	99.49
Prepaid expenses	51,825	37,199	71.78	49,917	25,557	51.20
<b>LIABILITIES</b>	<b>782,628</b>	<b>809,471</b>	<b>103.43</b>	<b>598,486</b>	<b>626,306</b>	<b>104.65</b>
Provisions	19,292	17,537	90.90	16,460	14,579	88.57
Noncurrent liabilities	277,670	263,437	94.87	206,328	195,710	94.85
Current liabilities	477,268	511,204	107.11	369,975	403,995	109.20
Accrued expenses and deferred revenue	8,397	17,293	205.94	5,723	12,022	210.07
<b>CAPITAL</b>	<b>784,151</b>	<b>815,587</b>	<b>104.01</b>	<b>733,153</b>	<b>738,269</b>	<b>100.70</b>



# Operating revenue per sales markets of AD Plastik Group

- Revenue of AD Plastik Group in EU and Serbian markets has increased by 24.84%
- Revenue of AD Plastik Group in Russia has decreased by 5.97%



# Operating revenue per sales markets of AD Plastik Group

## EU and Serbian markets

In the first nine months, AD Plastik Group's revenue generated in these markets amounted to HRK 859.18 million, representing an increase of 24.84 percent compared to the same period last year, while a 1.6 percent decrease in the number of newly registered vehicles has been recorded in the European Union market. Revenue from these markets account for 78.44 percent of the Group's total revenue.

The increase in number of newly registered vehicles in the European Union market in September by 14.5 percent reduced the overall decrease in number compared to the first six months. In the reporting period, a total of 11.8 million new vehicles were registered, thus the German market recorded a growth of 2.5 percent, while a 7.4 percent decline in sales was recorded in Spain, 2.5 percent in the UK, 1.6 percent in Italy and 1.3 percent in France. Volkswagen Group still holds the largest market share with 24.3 percent, despite a 1.4 percent decline. It is followed by the PSA Group, with almost unchanged sales volumes, with a 16.4 percent market share. The Renault Group holds 10.6 percent market share and it recorded a decline of 2.2 percent. Despite a slight decline in the number of newly registered vehicles in the EU market, it was the start of serial production of the redesigned Twingo and the new Clio 5, one of the Renault Group's best-selling models, that led to the AD Plastik Group's revenue growth. AD Plastik Group's key customers in these markets are Renault Group, FCA Group, PSA Group and Ford.

New deals for the customers PSA Group, FCA Group, Hella, Suzuki, Alro (Audi) and SMP (BMW) worth EUR 57 million were sealed in the first nine months.

## Russian market

In the Russian market, AD Plastik Group generated revenue amounting to HRK 236.14 million, which was by 5.97 percent lower than in the same period last year. In the previous year a more significant realization of tool revenue was achieved, which affected the overall revenue generated. Revenue generated in the Russian market account for 21.56 percent of the Group's revenue, and Russian companies fully generate their revenue in that market.

The number of newly registered vehicles recorded a slight decrease of two percent also in this market, more precisely, 1.3 million new vehicles were registered. The most important car manufacturers in Russia are the Renault-Nissan-AvtoVAZ Alliance, with 36.5 percent market share, which recorded a decline of 0.9 percent in the observed period. Kia holds 13.2 percent share in the Russian market with a growth of 0.4 percent, Volkswagen Group holding 12.1 percent share recorded a growth of 3.6 percent and Hyundai Group with a 10.5 percent market share has recorded a 0.6 percent growth compared to the same period last year. Key customer of AD Plastik Group in this market is Renault-Nissan-AvtoVAZ Alliance, with an increasingly significant share of Volkswagen Group.

New deals worth EUR 117.9 million have been sealed in this market in the reporting period for Renault-Nissan-AvtoVAZ Alliance and Volkswagen Group. The most significant deals with a value of EUR 83.4 million are related to new Renault Sandero and Logan, which are among the 15 best-selling vehicles in the Russian market.



# AD Plastik Group with consolidation

## of the corresponding part of ownership in affiliated company

In order to present a clearer picture of business, a comparable, shortened, consolidated profit and loss account of AD Plastik Group for the first nine months of 2018 and 2019 has been created, with profit and loss

account of the affiliated company Euro Auto Plastic Systems s.r.l. Mioveni, Romania (50 percent of ownership of AD Plastik d.d.).

in HRK 000

Positions	3Q 2018	3Q 2019	Index
<b>OPERATING REVENUE</b>	<b>1,234,961</b>	<b>1,385,890</b>	<b>112.22</b>
<b>OPERATING EXPENSES</b>	<b>1,130,705</b>	<b>1,296,282</b>	<b>114.64</b>
Material costs	780,676	883,150	113.13
Staff costs	203,559	238,900	117.36
Amortization	65,665	88,621	134.96
Other costs	80,804	85,612	105.95
<b>FINANCIAL REVENUE</b>	<b>18,360</b>	<b>17,292</b>	<b>94.18</b>
<b>FINANCIAL EXPENSES</b>	<b>52,156</b>	<b>30,676</b>	<b>58.82</b>
<b>TOTAL REVENUE</b>	<b>1,253,321</b>	<b>1,403,182</b>	<b>111.96</b>
<b>TOTAL EXPENSES</b>	<b>1,182,861</b>	<b>1,326,958</b>	<b>112.18</b>
Profit before taxation	70,460	76,224	108.18
Profit tax	10,368	12,361	119.22
<b>PROFIT OF THE PERIOD</b>	<b>60,091</b>	<b>63,863</b>	<b>106.28</b>
<b>EBITDA</b>	<b>169,921</b>	<b>178,230</b>	<b>104.89</b>

Operating revenue of AD Plastik Group with consolidated corresponding part of ownership in affiliated company amounted to HRK 1,385.89 million, recording a growth of 12.22 percent in the observed period. EBITDA amounted to HRK 178.23 million and it grew by 4.89 percent compared to the previous year.



# AD Plastik Group with consolidation

## of the corresponding part of ownership in affiliated company

### Abbreviated P/L and the Balance sheet of the company EAPS

**P/L in HRK 000** (100% of realization shown)

Positions	3Q 2018	3Q 2019	Index
Operating revenue	607,971	603,175	99.21
Operating expenses	-535,555	-527,529	98.50
Net financial result	-646	-3,864	598.55
Profit before taxation	71,771	71,782	100.02
Income tax	-13,375	-11,899	88.96
Profit of the period	58,396	59,884	102.55


### Balance sheet in HRK 000

Positions	31.12.2018	30.9.2019	Index
Noncurrent assets	65,441	92,188	140.87
Current assets	309,884	233,571	75.37
<b>TOTAL ASSETS</b>	<b>375,325</b>	<b>325,759</b>	<b>86.79</b>
Capital + reserves	171,146	161,974	94.64
Provisions	14,449	3,116	21.57
Current liabilities	189,730	160,669	84.68
<b>TOTAL LIABILITIES</b>	<b>375,325</b>	<b>325,759</b>	<b>86.79</b>

Euro APS primarily generates revenue in Romanian market and, apart from that, supplies its products to the markets of Algeria, Morocco, Iran, Brazil, Colombia, South Africa, Russia etc.

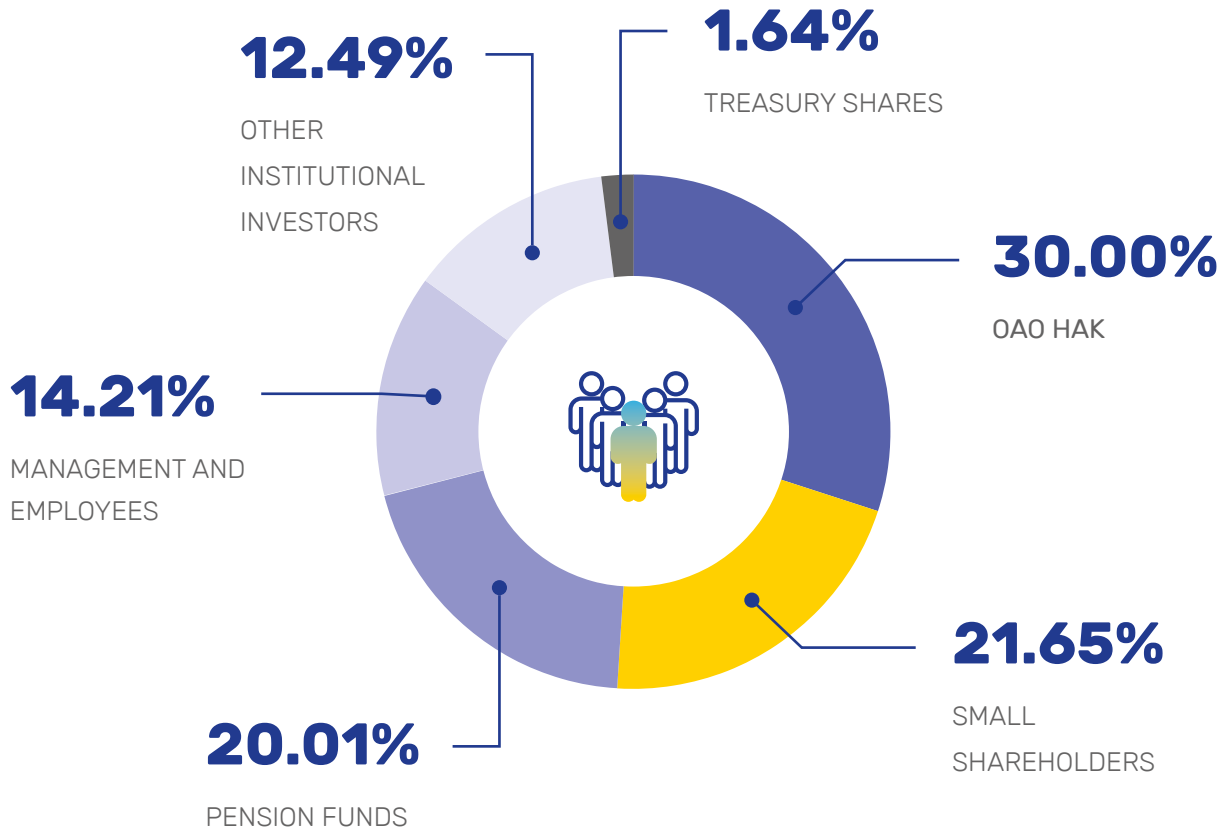
Results of the affiliated company have been included in the results of AD Plastik Group by equity method. The affiliated company has no financial liability towards AD Plastik d.d. nor loan obligations towards external entities.

In the reporting period, a dividend payment was approved in the total amount of HRK 80.68 million, which is just over eighty percent of the profit generated in 2018, while the rest have been allocated to retained earnings.



# Share

## Ownership structure on September 30<sup>th</sup>, 2019



	Shareholder	Number of shares	Share
1	OAO HAK	1,259,875	30.00%
2	Small shareholders	908,924	21.65%
3	Pension funds	840,294	20.01%
4	Management and employees	596,709	14.21%
5	Other institutional investors	524,724	12.49%
6	Treasury shares	69,058	1.64%
	<b>Total</b>	<b>4,199,584</b>	<b>100.00%</b>

# Share

On September 30, 2019 share price amounted to HRK 173 and it was by 1.7 percent lower compared to the end of last year, while Crobex recorded a growth of 12.3 percent in the same period. Market capitalization on September 30, 2019 amounted to HRK 726.53 million.

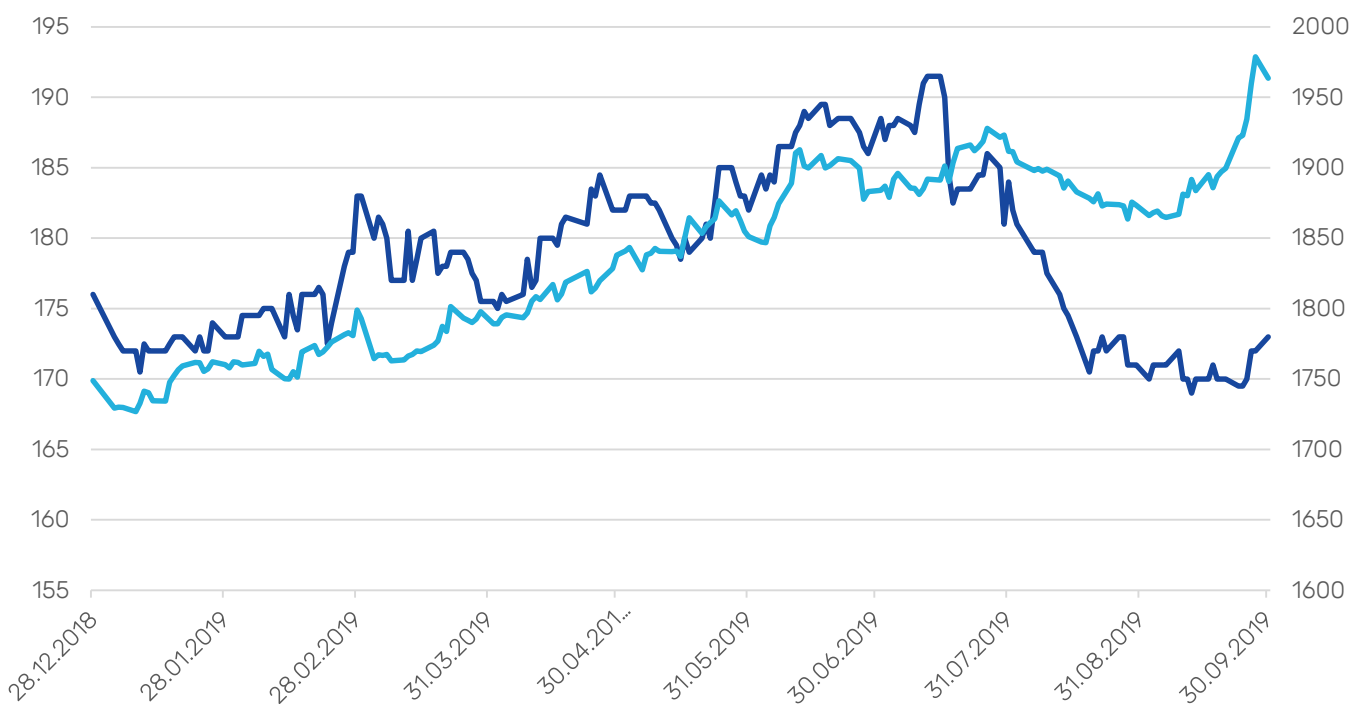
In the reporting period, a dividend amounting to HRK 12.5 per share was paid, representing a dividend yield of 7.2 percent.

ADPL (HRK)	31.12.2018	30.9.2019	Index
Highest price	203.0	192.0	94.58
Lowest price	169.0	166.5	98.52
Final price	176.0	173.0	98.30
Volume	290,281	235,469	81.12
Turnover	53,921,185	41,997,885	77.89
Market capitalization	739,126,784	726,528,032	98.30
P/E	8.3	7.8	93.98

## ADPL share price and index CROBEX behavior

**-1.7% ADPL**

**+12.3% CROBEX**





# Annex 1

## ISSUER'S GENERAL DATA

Reporting period:	1. 1. 2019.	to	30. 9. 2019.
Year:	2019	Quarter:	3.

### Quarterly financial statements

Registration number (MB):	03440494	Issuer's home Member State code:	HR
Entity's registration number (MBS):	060007090		
Personal identification number (OIB):	48351740621	LEI	549300NFX18SRZHNT751
Institution code:	382		
Name of the issuer:	AD PLASTIK d.d.		
Postcode and town:	21210	Solin	
Street and house number:	Matoševa 8		
E-mail address:	informacije@adplastik.hr		
Web address:	www.adplastik.hr		
Number of employees (end of the reporting period):	2913		
Consolidated report:	KD	(KN-not consolidated/KD-consolidated)	
Audited:	RN	(RN-not audited/RD-audited)	

Names of subsidiaries (according to IFRS):	Registered office:	MB:
AD PLASTIK d.d.	Solin, Croatia	03440494
AO AD PLASTIK TOGLIATTI	Samara, Russian Federation	1036300221935
AD PLASTIK d.o.o.	Novo Mesto, Slovenia	1214985000
ZAO AD PLASTIK KALUGA	Kaluga, Russian Federation	1074710000320
ADP d.o.o.	Mladenovac, Serbia	20787538
TISZA AUTOMOTIVE Kft.	Tiszaujvaros, Hungary	12800821-2932-133-05

Bookkeeping firm:	No	(Yes/No)
Contact person:	Jurun Krešimir	(only name and surname of the contact person)
Telephone:	021/206-663	
E-mail address:	kresimir.jurun@adplastik.hr	
Audit firm:		(name of the audit firm)
Certified auditor:		(name and surname)

# Balance sheet

balance as at 30.9.2019, Submitter: AD Plastik Group

	Item 1	ADP code 2	Last day of the prece- ding business year 3	At the reporting date of the current period 4
<b>ASSETS</b>				
A	RECEIVABLES FOR SUBSCRIBED CAPITAL UNPAID	001	0	0
B	FIXED ASSETS (ADP 003+010+020+031+036)	002	1,001,600,997	1,060,006,929
	<b>I. Intangible assets (ADP 004 to 009)</b>	<b>003</b>	<b>136,221,414</b>	<b>141,314,895</b>
	1 Research and development	004	62,190,678	49,394,425
	2 Concessions, patents, licences, trademarks, software and other rights	005	3,435,190	3,296,725
	3 Goodwill	006	25,431,844	26,379,168
	4 Advances for the purchase of intangible assets	007	20,327	23,816
	5 Intangible assets in preparation	008	33,739,621	47,217,165
	6 Other intangible assets	009	11,403,754	15,003,596
	<b>II. Tangible assets (ADP 011 to 019)</b>	<b>010</b>	<b>765,852,353</b>	<b>831,569,571</b>
	1 Land	011	135,501,199	136,389,535
	2 Buildings	012	259,306,240	265,852,510
	3 Plant and equipment	013	242,906,810	264,697,367
	4 Tools, working inventory and transportation assets	014	22,650,631	29,627,768
	5 Biological assets	015	0	0
	6 Advances for the purchase of tangible assets	016	8,796,492	4,189,274
	7 Tangible assets in preparation	017	38,925,870	55,274,254
	8 Other tangible assets	018	496,144	18,621,045
	9 Investment property	019	57,268,967	56,917,818
	<b>III. Fixed financial assets (ADP 021 to 030)</b>	<b>020</b>	<b>92,211,768</b>	<b>81,813,594</b>
	1 Investments in holdings (shares) of undertakings within the group	021	0	0
	2 Investments in other securities of undertakings within the group	022	0	0
	3 Loans, deposits, etc. to undertakings within the group	023	0	0
	4 Investments in holdings (shares) of companies linked by virtue of participating interests	024	92,150,068	81,751,894
	5 Investment in other securities of companies linked by virtue of participating interests	025	0	0
	6 Loans, deposits etc. to companies linked by virtue of participating interests	026	0	0
	7 Investments in securities	027	61,700	61,700
	8 Loans, deposits, etc. given	028	0	0
	9 Other investments accounted for using the equity method	029	0	0
	10 Other fixed financial assets	030	0	0
	<b>IV. Receivables (ADP 032 to 035)</b>	<b>031</b>	<b>31,841</b>	<b>9,017</b>
	1 Receivables from undertakings within the group	032	0	0
	2 Receivables from companies linked by virtue of participating interests	033	0	0
	3 Customer receivables	034	0	0
	4 Other receivables	035	31,841	9,017
	<b>V. Deferred tax assets</b>	<b>036</b>	<b>7,283,621</b>	<b>5,299,852</b>

# Balance sheet

balance as at 30.9.2019, Submitter: AD Plastik Group

	Item 1	ADP code 2	Last day of the prece- ding business year 3	At the reporting date of the current period 4
<b>ASSETS</b>				
<b>C</b>	<b>CURRENT ASSETS (ADP 038+046+053+063)</b>	<b>037</b>	<b>513,352,133</b>	<b>527,852,219</b>
	<b>I. Inventories (ADP 039 to 045)</b>	<b>038</b>	<b>230,891,993</b>	<b>253,810,840</b>
1	Raw materials and consumables	039	97,491,435	98,560,561
2	Work in progress	040	15,597,255	15,403,688
3	Finished goods	041	28,126,507	25,209,504
4	Merchandise	042	49,171,696	54,000,790
5	Advances for inventories	043	40,505,100	60,636,297
6	Fixed assets held for sale	044	0	0
7	Biological assets	045	0	0
	<b>II. Receivables (ADP 047 to 052)</b>	<b>046</b>	<b>246,053,589</b>	<b>259,802,361</b>
1	Receivables from undertakings within the group	047	0	0
2	Receivables from companies linked by virtue of participating interests	048	4,729,936	3,476,669
3	Customer receivables	049	214,633,350	223,799,014
4	Receivables from employees and members of the undertaking	050	305,596	1,289,991
5	Receivables from government and other institutions	051	16,803,681	17,135,788
6	Other receivables	052	9,581,026	14,100,899
	<b>III. Current financial assets (ADP 054 to 062)</b>	<b>053</b>	<b>68,429</b>	<b>111</b>
1	Investments in holdings (shares) of undertakings within the group	054	0	0
2	Investments in other securities of undertakings within the group	055	0	0
3	Loans, deposits, etc. to undertakings within the group	056	0	0
4	Investments in holdings (shares) of companies linked by virtue of participating interests	057	0	0
5	Investment in other securities of companies linked by virtue of participating interests	058	0	0
6	Loans, deposits etc. to companies linked by virtue of participating interests	059	0	0
7	Investments in securities	060	0	0
8	Loans, deposits, etc. given	061	68,429	111
9	Other financial assets	062	0	0
	<b>IV. Cash at bank and in hand</b>	<b>063</b>	<b>36,338,122</b>	<b>14,238,907</b>
<b>D</b>	<b>PREPAID EXPENSES AND ACCRUED INCOME</b>	<b>064</b>	<b>51,825,206</b>	<b>37,199,211</b>
<b>E</b>	<b>TOTAL ASSETS (ADP 001+002+037+064)</b>	<b>065</b>	<b>1,566,778,336</b>	<b>1,625,058,359</b>
<b>F</b>	<b>OFF-BALANCE SHEET ITEMS</b>	<b>066</b>	<b>48,341,463</b>	<b>48,777,971</b>

# Balance sheet

balance as at 30.9.2019, Submitter: AD Plastik Group

	Item 1	ADP code 2	Last day of the prece- ding business year 3	At the reporting date of the current period 4
<b>LIABILITIES</b>				
<b>A</b>	<b>CAPITAL AND RESERVES (ADP 068 to 070+076+077+081+084+087)</b>	<b>067</b>	<b>784,150,747</b>	<b>815,586,943</b>
	I. Initial (subscribed) capital	068	419,958,400	419,958,400
	II. Capital reserves	069	192,309,626	192,394,466
	III. Reserves from profit (ADP 071+072-073+074+075)	070	-21,908,680	-19,970,666
	1 Legal reserves	071	7,040,079	6,118,013
	2 Reserves for treasury shares	072	22,124,003	20,890,463
	3 Treasury shares and holdings (deductible item)	073	-12,124,003	-11,795,123
	4 Statutory reserves	074	125,369	125,369
	5 Other reserves	075	-39,074,128	-35,309,388
	IV. Revaluation reserves	076	-13,117,084	-2,531,910
	V. Fair value reserves (ADP 078 to 080)	077	0	0
	1 Fair value of financial assets available for sale	078	0	0
	2 Cash flow hedge - effective portion	079	0	0
	3 Hedge of a net investment in a foreign operation - effective portion	080	0	0
	VI. Retained profit or loss brought forward (ADP 082-083)	081	117,588,420	161,873,606
	1 Retained profit	082	117,588,420	161,873,606
	2 Loss brought forward	083	0	0
	VII. Profit or loss for the business year (ADP 085-086)	084	89,319,984	63,862,812
	1 Profit for the business year	085	89,319,984	63,862,812
	2 Loss for the business year	086	0	0
	VIII. Minority (non-controlling) interest	087	81	235
<b>B</b>	<b>PROVISIONS (ADP 089 to 094)</b>	<b>088</b>	<b>19,292,315</b>	<b>17,536,571</b>
	1 Provisions for pensions, termination benefits and similar obligations	089	4,339,499	2,451,655
	2 Provisions for tax liabilities	090	0	0
	3 Provisions for ongoing legal cases	091	568,022	593,683
	4 Provisions for renewal of natural resources	092	0	0
	5 Provisions for warranty obligations	093	0	0
	6 Other provisions	094	14,384,794	14,491,233
<b>C</b>	<b>LONG-TERM LIABILITIES (ADP 096 to 106)</b>	<b>095</b>	<b>277,670,238</b>	<b>263,437,086</b>
	1 Liabilities to undertakings within the group	096	0	0
	2 Liabilities for loans, deposits, etc. of undertakings within the group	097	0	0
	3 Liabilities to companies linked by virtue of participating interests	098	0	0
	4 Liabilities for loans, deposits etc. of companies linked by virtue of participating interests	099	0	0
	5 Liabilities for loans, deposits etc.	100	5,242,653	5,051,153
	6 Liabilities to banks and other financial institutions	101	269,738,909	248,454,002
	7 Liabilities for advance payments	102	0	0
	8 Liabilities to suppliers	103	2,356,731	0
	9 Liabilities for securities	104	0	0
	10 Other long-term liabilities	105	331,945	9,931,931
	11 Deferred tax liability	106	0	0

# Balance sheet

balance as at 30.9.2019, Submitter: AD Plastik Group

	Item 1	ADP code 2	Last day of the prece- ding business year 3	At the reporting date of the current period 4
<b>LIABILITIES</b>				
D	SHORT-TERM LIABILITIES (ADP 108 to 121)	107	477,267,974	511,204,360
1	Liabilities to undertakings within the group	108	0	0
2	Liabilities for loans, deposits, etc. of undertakings within the group	109	0	0
3	Liabilities to companies linked by virtue of participating interests	110	0	7,558
4	Liabilities for loans, deposits etc. of companies linked by virtue of participating interests	111	0	0
5	Liabilities for loans, deposits etc.	112	38,875,474	38,249,613
6	Liabilities to banks and other financial institutions	113	104,113,220	151,781,874
7	Liabilities for advance payments	114	72,522,189	49,673,548
8	Liabilities to suppliers	115	228,783,700	227,092,541
9	Liabilities for securities	116	0	0
10	Liabilities to employees	117	12,677,888	14,296,368
11	Taxes, contributions and similar liabilities	118	19,102,729	20,568,073
12	Liabilities arising from the share in the result	119	1,133,462	1,087,858
13	Liabilities arising from fixed assets held for sale	120	0	0
14	Other short-term liabilities	121	59,312	8,446,927
E	ACCRUALS AND DEFERRED INCOME	122	8,397,062	17,293,399
F	TOTAL - LIABILITIES (ADP 067+088+095+107+122)	123	1,566,778,336	1,625,058,359
G	OFF-BALANCE SHEET ITEMS	124	48,341,463	48,777,971



# Statement of profit or loss

for the period 1.1.2019 to 30.9.2019  
Submitter: AD Plastik Group

Item 1	ADP code 2	Same period of the previous year		Current period	
		Cumulative 3	Quarter 4	Cumulative 5	Quarter 6
<b>I. OPERATING INCOME (ADP 126 to 130)</b>	<b>125</b>	<b>939,394,451</b>	<b>304,665,487</b>	<b>1,095,319,915</b>	<b>381,665,579</b>
1 Income from sales with undertakings within the group	126	0	0	0	0
2 Income from sales (outside group)	127	931,426,883	305,351,218	1,064,846,275	377,322,685
3 Income from the use of own products, goods and services	128	0	0	1,387,410	1,387,410
4 Other operating income with undertakings within the group	129	0	0	0	0
5 Other operating income (outside the group)	130	7,967,568	-685,731	29,086,230	2,955,484
<b>II. OPERATING EXPENSES (ADP 132+133+137+141+142+143+146+153)</b>	<b>131</b>	<b>871,346,721</b>	<b>296,269,916</b>	<b>1,043,534,718</b>	<b>379,617,802</b>
1 Changes in inventories of work in progress and finished goods	132	2,552,463	-5,623,315	3,772,145	-2,415,088
<b>2 Material costs (ADP 134 to 136)</b>	<b>133</b>	<b>597,717,077</b>	<b>206,975,143</b>	<b>701,998,868</b>	<b>256,022,367</b>
a) Costs of raw materials and consumables	134	491,089,919	160,640,893	540,524,690	193,285,605
b) Costs of goods sold	135	44,931,982	27,443,792	93,209,895	36,409,904
c) Other external costs	136	61,695,176	18,890,458	68,264,283	26,326,858
<b>3 Staff costs (ADP 138 to 140)</b>	<b>137</b>	<b>164,928,650</b>	<b>57,792,590</b>	<b>199,170,070</b>	<b>79,241,544</b>
a) Net salaries and wages	138	103,671,813	36,142,083	123,836,699	49,181,680
b) Tax and contributions from salary costs	139	34,829,598	12,373,870	43,525,095	17,487,948
c) Contributions on salaries	140	26,427,239	9,276,637	31,808,276	12,571,916
4 Depreciation	141	60,894,888	20,627,331	81,756,432	28,144,093
5 Other costs	142	37,294,010	13,836,109	48,567,103	16,495,640
<b>6 Value adjustments (ADP 144+145)</b>	<b>143</b>	<b>0</b>	<b>0</b>	<b>0</b>	<b>0</b>
a) fixed assets other than financial assets	144	0	0	0	0
b) current assets other than financial assets	145	0	0	0	0
<b>7 Provisions (ADP 147 to 152)</b>	<b>146</b>	<b>887,852</b>	<b>-496,661</b>	<b>235,150</b>	<b>-556,921</b>
a) Provisions for pensions, termination benefits and similar obligations	147	87,793	-1,097,687	0	-568,050
b) Provisions for tax liabilities	148	0	0	0	0
c) Provisions for ongoing legal cases	149	568,022	568,022	189,934	-45
d) Provisions for renewal of natural resources	150	0	0	0	0
e) Provisions for warranty obligations	151	0	0	0	0
f) Other provisions	152	232,037	33,004	45,216	11,174
8 Other operating expenses	153	7,071,781	3,158,719	8,034,950	2,686,167

# Statement of profit or loss

for the period 1.1.2019 to 30.9.2019  
Submitter: AD Plastik Group

Item 1	ADP code 2	Same period of the previous year		Current period		
		Cumulative 3	Quarter 4	Cumulative 5	Quarter 6	
<b>III.</b>	<b>FINANCIAL INCOME (ADP 155 to 164)</b>	<b>154</b>	<b>18,359,556</b>	<b>4,647,736</b>	<b>17,291,646</b>	<b>5,456,389</b>
1	Income from investments in holdings (shares) of undertakings within the group	155	0	0	0	0
2	Income from investments in holdings (shares) of companies linked by virtue of participating interests	156	0	0	0	0
3	Income from other long-term financial investment and loans granted to undertakings within the group	157	0	0	0	0
4	Other interest income from operations with undertakings within the group	158	0	0	0	0
5	Exchange rate differences and other financial income from operations with undertakings within the group	159	8,113,503	3,319,555	10,526,789	3,945,110
6	Income from other long-term financial investments and loans	160	116,965	111,412	5,862	-1
7	Other interest income	161	149,697	-25,670	362,986	135,720
8	Exchange rate differences and other financial income	162	9,979,391	1,242,439	6,396,009	1,375,560
9	Unrealised gains (income) from financial assets	163	0	0	0	0
10	Other financial income	164	0	0	0	0
<b>IV.</b>	<b>FINANCIAL EXPENSES (ADP 166 to 172)</b>	<b>165</b>	<b>51,832,975</b>	<b>14,781,617</b>	<b>28,744,305</b>	<b>7,570,933</b>
1	Interest expenses and similar expenses with undertakings within the group	166	0	0	0	0
2	Exchange rate differences and other expenses from operations with undertakings within the group	167	33,355,344	12,570,860	12,675,043	4,449,904
3	Interest expenses and similar expenses	168	7,776,684	2,752,214	10,075,026	3,089,059
4	Exchange rate differences and other expenses	169	10,700,947	-541,457	5,994,236	31,970
5	Unrealised losses (expenses) from financial assets	170	0	0	0	0
6	Value adjustments of financial assets (net)	171	0	0	0	0
7	Other financial expenses	172	0	0	0	0
V.	SHARE IN PROFIT FROM UNDERTAKINGS LINKED BY VIRTUE OF PARTICIPATING INTERESTS	173	29,197,939	6,354,575	29,941,963	7,592,701
VI.	SHARE IN PROFIT FROM JOINT VENTURES	174	0	0	0	0
VII.	SHARE IN LOSS OF COMPANIES LINKED BY VIRTUE OF PARTICIPATING INTEREST	175	0	0	0	0
VIII.	SHARE IN LOSS OF JOINT VENTURES	176	0	0	0	0
IX.	TOTAL INCOME (ADP 125+154+173 + 174)	177	986,951,946	315,667,798	1,142,553,524	394,714,669
X.	TOTAL EXPENDITURE (ADP 131+165+175 + 176)	178	923,179,696	311,051,533	1,072,279,023	387,188,735
XI.	PRE-TAX PROFIT OR LOSS (ADP 177-178)	179	63,772,250	4,616,265	70,274,501	7,525,934
1	Pre-tax profit (ADP 177-178)	180	63,772,250	4,616,265	70,274,501	7,525,934
2	Pre-tax loss (ADP 178-177)	181	0	0	0	0
XII.	INCOME TAX	182	3,680,889	825,036	6,411,604	664,670
XIII.	PROFIT OR LOSS FOR THE PERIOD (ADP 179-182)	183	60,091,361	3,791,229	63,862,897	6,861,264
1	Profit for the period (ADP 179-182)	184	60,091,361	3,791,229	63,862,897	6,861,264
2	Loss for the period (ADP 182-179)	185	0	0	0	0

# Statement of profit or loss

for the period 1.1.2019 to 30.9.2019  
Submitter: AD Plastik Group

Item 1	ADP code 2	Same period of the previous year		Current period		
		Cumulative 3	Quarter 4	Cumulative 5	Quarter 6	
<b>DISCONTINUED OPERATIONS (to be filled in by undertakings subject to IFRS only with discontinued operations)</b>						
XIV.	PRE-TAX PROFIT OR LOSS OF DISCONTINUED OPERATIONS (ADP 187-188)	186	0	0	0	0
	1 Pre-tax profit from discontinued operations	187	0	0	0	0
	2 Pre-tax loss on discontinued operations	188	0	0	0	0
XV.	INCOME TAX OF DISCONTINUED OPERATIONS	189	0	0	0	0
	1 Discontinued operations profit for the period (ADP 186-189)	190	0	0	0	0
	2 Discontinued operations loss for the period (ADP 189-186)	191	0	0	0	0
<b>TOTAL OPERATIONS (to be filled in only by undertakings subject to IFRS with discontinued operations)</b>						
XVI.	PRE-TAX PROFIT OR LOSS (ADP 179+186)	192	0	0	0	0
	1 Pre-tax profit (ADP 192)	193	0	0	0	0
	2 Pre-tax loss (ADP 192)	194	0	0	0	0
XVII.	INCOME TAX (ADP 182+189)	195	0	0	0	0
XVIII.	PROFIT OR LOSS FOR THE PERIOD (ADP 192-195)	196	0	0	0	0
	1 Profit for the period (ADP 192-195)	197	0	0	0	0
	2 Loss for the period (ADP 195-192)	198	0	0	0	0
<b>APPENDIX to the P&amp;L (to be filled in by undertakings that draw up consolidated annual financial statements)</b>						
XIX.	PROFIT OR LOSS FOR THE PERIOD (ADP 200+201)	199	60,091,361	3,791,228	63,862,897	6,861,264
	1 Attributable to owners of the parent	200	60,091,292	3,791,210	63,862,812	6,861,253
	2 Attributable to minority (non-controlling) interest	201	69	18	85	11
<b>STATEMENT OF OTHER COMPREHENSIVE INCOME (to be filled in by undertakings subject to IFRS)</b>						
I.	PROFIT OR LOSS FOR THE PERIOD	202	60,091,361	3,791,228	63,862,897	6,861,264
II.	OTHER COMPREHENSIVE INCOME/LOSS BEFORE TAX (ADP 204 to 211)	203	-7,878,146	-218,579	18,183,280	4,827,862
	1 Exchange rate differences from translation of foreign operations	204	-7,878,146	-218,579	18,183,280	4,827,862
	2 Changes in revaluation reserves of fixed tangible and intangible assets	205	0	0	0	0
	3 Profit or loss arising from subsequent measurement of financial assets available for sale	206	0	0	0	0
	4 Profit or loss arising from effective cash flow hedging	207	0	0	0	0
	5 Profit or loss arising from effective hedge of a net investment in a foreign operation	208	0	0	0	0
	6 Share in other comprehensive income/loss of companies linked by virtue of participating interests	209	0	0	0	0
	7 Actuarial gains/losses on the defined benefit obligation	210	0	0	0	0
	8 Other changes in equity unrelated to owners	211	0	0	0	0
III.	TAX ON OTHER COMPREHENSIVE INCOME FOR THE PERIOD	212	-1,238,131	84,175	3,130,410	974,682
IV.	NET OTHER COMPREHENSIVE INCOME OR LOSS (ADP 203-212)	213	-6,640,015	-302,754	15,052,870	3,853,180
V.	COMPREHENSIVE INCOME OR LOSS FOR THE PERIOD (ADP 202+213)	214	53,451,346	3,488,474	78,915,767	10,714,444
<b>APPENDIX to the Statement on comprehensive income (to be filled in by undertakings that draw up consolidated statements)</b>						
VI.	COMPREHENSIVE INCOME OR LOSS FOR THE PERIOD (ADP 216+217)	215	53,451,346	3,488,474	78,915,768	10,714,444
	1 1 Attributable to owners of the parent	216	53,451,280	3,488,427	78,915,614	10,714,411
	2 2 Attributable to minority (non-controlling) interest	217	66	47	154	33



# Statement of cash flows

## indirect method

for the period 1.1.2019 to 30.9.2019  
Submitter: AD Plastik Group

Item 1	ADP code 2	Same period of the previous year 3	Current period 4
<b>CASH FLOW FROM OPERATING ACTIVITIES</b>			
1 Pre-tax profit	001	63,772,251	70,274,501
2 Adjustments (ADP 003 to 010):	002	74,461,916	82,834,556
a) Depreciation	003	60,894,888	81,756,432
b) Gains and losses from sale and value adjustment of fixed tangible and intangible assets	004	96,464	-2,752,344
c) Gains and losses from sale and unrealised gains and losses and value adjustment of financial assets	005	0	0
d) Interest and dividend income	006	-266,663	-362,986
e) Interest expenses	007	7,775,146	10,075,026
f) Provisions	008	-317,641	-1,755,745
g) Exchange rate differences (unrealised)	009	25,964,936	2,299,665
h) Other adjustments for non-cash transactions and unrealised gains and losses	010	-19,685,214	-6,425,492
I. Cash flow increase or decrease before changes in working capital (ADP 001+002)	011	138,234,167	153,109,057
3 Changes in the working capital (ADP 013 to 016)	012	-48,997,856	-55,213,989
a) Increase or decrease in short-term liabilities	013	3,890,487	-19,587,966
b) Increase or decrease in short-term receivables	014	-51,005,140	-12,707,176
c) Increase or decrease in inventories	015	-1,883,203	-22,918,847
d) Other increase or decrease in working capital	016	0	0
II. Cash from operations (ADP 011+012)	017	89,236,311	97,895,068
4 Interest paid	018	-7,790,920	-9,873,705
5 Income tax paid	019	0	0
A NET CASH FLOW FROM OPERATING ACTIVITIES (ADP 017 to 019)	020	81,445,391	88,021,363
<b>CASH FLOW FROM INVESTMENT ACTIVITIES</b>			
1 Cash receipts from sales of fixed tangible and intangible assets	021	3,070,179	6,462,775
2 Cash receipts from sales of financial instruments	022	0	0
3 Interest received	023	260,701	356,257
4 Dividends received	024	54,452,290	40,345,999
5 Cash receipts from repayment of loans and deposits	025	3,860,000	327,270
6 Other cash receipts from investment activities	026	4,603,799	1,766,400
III. Total cash receipts from investment activities (ADP 021 to 026)	027	66,246,969	49,258,701
1 Cash payments for the purchase of fixed tangible and intangible assets	028	-57,930,517	-125,457,986
2 Cash payments for the acquisition of financial instruments	029	0	0
3 Cash payments for loans and deposits for the period	030	0	-260,000
4 Acquisition of a subsidiary, net of cash acquired	031	-70,757,945	0
5 Other cash payments from investment activities	032	0	0
IV. Total cash payments from investment activities (ADP 028 to 032)	033	-128,688,462	-125,717,986
B NET CASH FLOW FROM INVESTMENT ACTIVITIES (ADP 027 +033)	034	-62,441,493	-76,459,285

for the period 1.1.2019 to 30.9.2019  
Submitter: AD Plastik Group

# Statement of cash flows

## indirect method

Item	ADP code	Same period of the previous year	Current period
1	2	3	4
<b>CASH FLOW FROM FINANCING ACTIVITIES</b>			
1 Cash receipts from the increase in initial (subscribed) capital	035	0	0
2 Cash receipts from the issue of equity financial instruments and debt financial instruments	036	0	0
3 Cash receipts from credit principals, loans and other borrowings	037	127,932,892	131,376,777
4 Other cash receipts from financing activities	038	0	0
<b>V. Total cash receipts from financing activities (ADP 035 to 038)</b>	<b>039</b>	<b>127,932,892</b>	<b>131,376,777</b>
1 Cash payments for the repayment of credit principals, loans and other borrowings and debt financial instruments	040	-88,947,910	-110,864,755
2 Cash payments for dividends	041	-41,342,450	-51,675,903
3 Cash payments for finance lease	042	-404,480	-1,039,568
4 Cash payments for the redemption of treasury shares and decrease in initial (subscribed) capital	043	-8,782,968	-904,660
5 Other cash payments from financing activities	044	0	0
<b>VI. Total cash payments from financing activities (ADP 040 to 044)</b>	<b>045</b>	<b>-139,477,808</b>	<b>-164,484,886</b>
<b>C NET CASH FLOW FROM FINANCING ACTIVITIES (ADP 039 +045)</b>	<b>046</b>	<b>-11,544,916</b>	<b>-33,108,109</b>
1 Unrealised exchange rate differences in respect of cash and cash equivalents	047	-80,709	-553,184
<b>D NET INCREASE OR DECREASE IN CASH FLOWS (ADP 020+034+046+047)</b>	<b>048</b>	<b>7,378,273</b>	<b>-22,099,215</b>
<b>E CASH AND CASH EQUIVALENTS AT THE BEGINNING OF THE PERIOD</b>	<b>049</b>	<b>10,222,103</b>	<b>36,338,122</b>
<b>F CASH AND CASH EQUIVALENTS AT THE END OF THE PERIOD(ADP 048+049)</b>	<b>050</b>	<b>17,600,376</b>	<b>14,238,907</b>



# Statement of changes in equity

for the period 1.1.2019 to 30.9.2019  
Submitter: AD Plastik Group

Item	ADP code	Attributable to owners of the parent														Minority (non-controlling) interest	Total capital and reserves
		Initial (subscribed) capital	Capital reserves	Legal reserves	Reserves for treasury shares	Treasury shares and holdings (deductible item)	Statutory reserves	Other reserves	Revaluation reserves	Fair value of financial assets available for sale	Cash flow hedge - effective portion	Hedge of a net investment in a foreign operation - effective portion	Retained profit / loss brought forward	Profit/loss for the business year	Total attributable to owners of the parent		
1	2	3	4	5	6	7	8	9	10	11	12	13	14	15	16 (3 to 6 - 7 + 8 to 15)	17	18 (16+17)
<b>PREVIOUS PERIOD</b>																	
1	01	419,958,400	192,108,521	6,135,540	3,319,612	3,319,612	125,369	-17,963,346	-1,003,313	0	0	0	80,220,651	70,206,243	749,788,065	23	749,788,088
2	02	0	0	0	0	0	0	0	0	0	0	0	0	0	0	0	0
3	03	0	0	0	0	0	0	0	0	0	0	0	0	0	0	0	0
4	04	419,958,400	192,108,521	6,135,540	3,319,612	3,319,612	125,369	-17,963,346	-1,003,313	0	0	0	80,220,651	70,206,243	749,788,065	23	749,788,088
5	05	0	0	0	0	0	0	0	0	0	0	0	0	60,091,292	60,091,292	70	60,091,362
6	06	0	0	0	0	0	0	-1,687,491	0	0	0	0	0	0	-1,687,491	0	-1,687,491
7	07	0	0	0	0	0	0	0	-2,944,139	0	0	0	2,944,139	0	0	0	0
8	08	0	0	0	0	0	0	0	0	0	0	0	0	0	0	0	0
9	09	0	0	0	0	0	0	0	0	0	0	0	0	0	0	0	0
10	10	0	0	0	0	0	0	0	0	0	0	0	0	0	0	0	0
11	11	0	0	0	0	0	0	0	0	0	0	0	0	0	0	0	0
12	12	0	0	0	0	0	0	0	0	0	0	0	0	0	0	0	0
13	13	0	0	0	0	0	0	0	-6,190,655	0	0	0	0	0	-6,190,655	0	-6,190,655
14	14	0	0	0	0	0	0	0	1,238,131	0	0	0	0	0	1,238,131	0	1,238,131
15	15	0	0	0	0	0	0	0	0	0	0	0	0	0	0	0	0
16	16	0	0	0	0	0	0	0	0	0	0	0	0	0	0	0	0
17	17	0	0	0	0	0	0	0	0	0	0	0	0	0	0	0	0
18	18	0	0	0	8,782,968	8,782,968	0	-8,782,968	0	0	0	0	0	0	-8,782,968	0	-8,782,968
19	19	0	0	0	0	0	0	0	0	0	0	0	-41,342,450	0	-41,342,450	0	-41,342,450
20	20	0	165,963	0	-1,041,925	-1,041,925	0	1,041,925	8,104,098	0	0	0	0	0	9,311,986	0	9,311,986
21	21	0	0	0	0	0	0	0	0	0	0	0	70,206,243	-70,206,243	0	0	0
22	22	0	0	0	0	0	0	0	0	0	0	0	0	0	0	0	0
23	23	419,958,400	192,274,484	6,135,540	11,060,655	11,060,655	125,369	-27,391,880	-795,878	0	0	0	112,028,583	60,091,292	762,425,910	93	762,426,003
<b>APPENDIX TO THE STATEMENT OF CHANGES IN EQUITY (to be filled in by undertakings that draw up financial statements in accordance with the IFRS)</b>																	
I.	24	0	0	0	0	0	0	-1,687,491	-7,896,663	0	0	0	2,944,139	0	-6,640,015	0	-6,640,015
II.	25	0	0	0	0	0	0	-1,687,491	-7,896,663	0	0	0	2,944,139	60,091,292	53,451,277	70	53,451,347
III.	26	0	165,963	0	7,741,043	7,741,043	0	-7,741,043	8,104,098	0	0	0	28,863,793	-70,206,243	-40,813,432	0	-40,813,432

# Statement of changes in equity

for the period 1.1.2019 to 30.9.2019  
Submitter: AD Plastik Group

Item	ADP code	Attributable to owners of the parent														Minority (non-controlling) interest	Total capital and reserves	
		Initial (subscribed) capital	Capital reserves	Legal reserves	Reserves for treasury shares	Treasury shares and holdings (deductible item)	Statutory reserves	Other reserves	Revaluation reserves	Fair value of financial assets available for sale	Cash flow hedge - effective portion	Hedge of a net investment in a foreign operation - effective portion	Retained profit / loss brought forward	Profit/loss for the business year	Total attributable to owners of the parent			
1	2	3	4	5	6	7	8	9	10	11	12	13	14	15	16 (3 to 6 - 7 + 8 to 15)	17	18 (16+17)	
<b>CURRENT PERIOD</b>																		
1	Balance on the first day of the current business year	27	419,958,400	192,309,626	7,040,079	22,124,003	12,124,003	125,369	-39,074,128	-13,117,054	0	0	0	117,588,420	89,319,984	784,150,696	51	784,150,747
2	Changes in accounting policies	28	0	0	0	0	0	0	0	0	0	0	0	0	0	0	0	0
3	Correction of errors	29	0	0	0	0	0	0	0	0	0	0	0	0	0	0	0	0
4	Balance on the first day of the current business year (restated) (ADP 27 to 29)	30	419,958,400	192,309,626	7,040,079	22,124,003	12,124,003	125,369	-39,074,128	-13,117,054	0	0	0	117,588,420	89,319,984	784,150,696	51	784,150,747
5	Profit/loss of the period	31	0	0	0	0	0	0	0	0	0	0	0	63,862,812	63,862,812	85	63,862,897	
6	Exchange rate differences from translation of foreign operations	32	0	0	0	0	0	2,531,201	0	0	0	0	0	0	2,531,201	31	2,531,232	
7	Changes in revaluation reserves of fixed tangible and intangible assets	33	0	0	0	0	0	0	-6,797,221	0	0	0	6,797,221	0	0	0	0	
8	Profit or loss arising from subsequent measurement of financial assets available for sale	34	0	0	0	0	0	0	0	0	0	0	0	0	0	0	0	
9	Profit or loss arising from effective cash flow hedge	35	0	0	0	0	0	0	0	0	0	0	0	0	0	0	0	
10	Profit or loss arising from effective hedge of a net investment in a foreign operation	36	0	0	0	0	0	0	0	0	0	0	0	0	0	0	0	
11	Share in other comprehensive income/loss of companies linked by virtue of participating interests	37	0	0	0	0	0	0	0	0	0	0	0	0	0	0	0	
12	Actuarial gains/losses on the defined benefit obligation	38	0	0	0	0	0	0	0	0	0	0	0	0	0	0	0	
13	Other changes in equity unrelated to owners	39	0	0	0	0	0	0	15,652,026	0	0	0	0	0	15,652,026	17	15,652,043	
14	Tax on transactions recognised directly in equity	40	0	0	0	0	0	0	-3,130,406	0	0	0	0	0	-3,130,406	0	-3,130,406	
15	Increase/decrease in initial (subscribed) capital (other than from reinvesting profit and other than arising from the pre-bankruptcy settlement procedure)	41	0	0	0	0	0	0	0	0	0	0	0	0	0	0	0	
16	Increase in initial (subscribed) capital arising from the reinvestment of profit	42	0	0	0	0	0	0	0	0	0	0	0	0	0	0	0	
17	Increase in initial (subscribed) capital arising from the pre-bankruptcy settlement procedure	43	0	0	0	0	0	0	0	0	0	0	0	0	0	0	0	
18	Redemption of treasury shares/holdings	44	0	0	0	0	904,659	0	0	0	0	0	0	0	-904,659	0	-904,659	
19	Payment of share in profit/dividend	45	0	0	0	0	0	0	0	0	0	0	-51,675,903	0	-51,675,903	0	-51,675,903	
20	Other distribution to owners	46	0	84,840	-922,066	-1,233,540	-1,233,540	0	1,233,540	4,860,744	0	0	-156,116	0	5,100,942	50	5,100,992	
21	Transfer to reserves according to the annual schedule	47	0	0	0	0	0	0	0	0	0	0	89,319,984	-89,319,984	0	0	0	
22	Increase in reserves arising from the pre-bankruptcy settlement procedure	48	0	0	0	0	0	0	0	0	0	0	0	0	0	0	0	
23	23 Balance on the last day of the current business year reporting period (ADP 30 to 48)	49	419,958,400	192,394,466	6,118,013	20,890,463	11,795,122	125,369	-35,309,387	-2,531,911	0	0	0	161,873,606	63,862,812	815,586,709	234	815,586,943
<b>APPENDIX TO THE STATEMENT OF CHANGES IN EQUITY (to be filled in by undertakings that draw up financial statements in accordance with the IFRS)</b>																		
I.	OTHER COMPREHENSIVE INCOME FOR THE CURRENT PERIOD, NET OF TAX (ADP 32 to 40)	50	0	0	0	0	0	0	2,531,201	5,724,399	0	0	0	6,797,221	0	15,052,821	48	15,052,869
II.	COMPREHENSIVE INCOME OR LOSS FOR THE CURRENT PERIOD (ADP 31+50)	51	0	0	0	0	0	0	2,531,201	5,724,399	0	0	0	6,797,221	63,862,812	78,915,633	133	78,915,766
III.	TRANSACTIONS WITH OWNERS IN THE CURRENT PERIOD RECOGNISED DIRECTLY IN EQUITY (ADP 41 to 48)	52	0	84,840	-922,066	-1,233,540	-328,881	0	1,233,540	4,860,744	0	0	0	37,487,965	-89,319,984	-47,479,620	50	-47,479,570

# Notes to financial statements - TFI

## (drawn up for quarterly reporting periods)

Name of the issuer:	AD PLASTIK d.d.
Personal identification number (OIB):	48351740621
Reporting period:	1. 1. 2019 - 30. 9. 2019

Notes to financial statements for quarterly periods include:

- a) an explanation of business events relevant to understanding changes in the statement of financial position and financial performance for the quarterly reporting period of the issuer with respect to the last business year: information is provided regarding these events and relevant information published in the last annual financial statement is updated
- b) information on the access to the latest annual financial statements, for the purpose of understanding information published in the notes to financial statements drawn up for the quarterly reporting period
- c) a statement explaining that the same accounting policies are applied while drawing up financial statements for the quarterly reporting period as in the latest annual financial statements or, in the case where the accounting policies have changed, a description of the nature and effect of the changes
- d) a description of the financial performance in the case of the issuer whose business is seasonal.



# Annex 1

## ISSUER'S GENERAL DATA

Reporting period:	1. 1. 2019.	to	30. 9. 2019.
Year:	2019	Quarter:	3.

### Quarterly financial statements

Registration number (MB):	03440494	Issuer's home Member State code:	HR
Entity's registration number (MBS):	060007090		
Personal identification number (OIB):	48351740621	LEI	549300NFX18SRZHNT751
Institution code:	382		
Name of the issuer:	AD PLASTIK d.d.		
Postcode and town:	21210	Solin	
Street and house number:	Matoševa 8		
E-mail address:	informacije@adplastik.hr		
Web address:	www.adplastik.hr		
Number of employees (end of the reporting period):	1589		
Consolidated report:	KN	(KN-not consolidated/KD-consolidated)	
Audited:	RN	(RN-not audited/RD-audited)	

Names of subsidiaries (according to IFRS):	Registered office:	MB:

Bookkeeping firm:	No	(Yes/No)
Contact person:	Jurun Krešimir	(only name and surname of the contact person)
Telephone:	021/206-663	
E-mail address:	kresimir.jurun@adplastik.hr	
Audit firm:		(name of the audit firm)
Certified auditor:		(name and surname)

# Balance sheet

balance as at 30.9.2019, Submitter: AD Plastik d.d.

	Item 1	ADP code 2	Last day of the prece- ding business year 3	At the reporting date of the current period 4
<b>ASSETS</b>				
A	RECEIVABLES FOR SUBSCRIBED CAPITAL UNPAID	001	0	0
B	FIXED ASSETS (ADP 003+010+020+031+036)	002	911,298,220	970,496,519
	<b>I. Intangible assets (ADP 004 to 009)</b>	<b>003</b>	<b>84,218,717</b>	<b>90,220,281</b>
1	Research and development	004	51,828,927	40,043,710
2	Concessions, patents, licences, trademarks, software and other rights	005	3,083,270	2,192,723
3	Goodwill	006	0	0
4	Advances for the purchase of intangible assets	007	0	0
5	Intangible assets in preparation	008	29,035,046	42,777,516
6	Other intangible assets	009	271,474	5,206,332
	<b>II. Tangible assets (ADP 011 to 019)</b>	<b>010</b>	<b>550,148,046</b>	<b>608,422,373</b>
1	Land	011	129,931,102	129,931,102
2	Buildings	012	160,964,083	165,695,236
3	Plant and equipment	013	152,453,932	172,918,615
4	Tools, working inventory and transportation assets	014	17,014,432	21,754,067
5	Biological assets	015	0	0
6	Advances for the purchase of tangible assets	016	0	0
7	Tangible assets in preparation	017	35,108,743	48,275,570
8	Other tangible assets	018	0	15,727,086
9	Investment property	019	54,675,754	54,120,697
	<b>III. Fixed financial assets (ADP 021 to 030)</b>	<b>020</b>	<b>231,222,372</b>	<b>253,667,434</b>
1	Investments in holdings (shares) of undertakings within the group	021	127,610,879	127,610,879
2	Investments in other securities of undertakings within the group	022	0	0
3	Loans, deposits, etc. to undertakings within the group	023	81,794,638	104,239,700
4	Investments in holdings (shares) of companies linked by virtue of participating interests	024	21,755,155	21,755,155
5	Investment in other securities of companies linked by virtue of participating interests	025	0	0
6	Loans, deposits etc. to companies linked by virtue of participating interests	026	0	0
7	Investments in securities	027	61,700	61,700
8	Loans, deposits, etc. given	028	0	0
9	Other investments accounted for using the equity method	029	0	0
10	Other fixed financial assets	030	0	0
	<b>IV. Receivables (ADP 032 to 035)</b>	<b>031</b>	<b>44,680,178</b>	<b>17,497,259</b>
1	Receivables from undertakings within the group	032	44,680,178	17,497,259
2	Receivables from companies linked by virtue of participating interests	033	0	0
3	Customer receivables	034	0	0
4	Other receivables	035	0	0
	<b>V. Deferred tax assets</b>	<b>036</b>	<b>1,028,907</b>	<b>689,172</b>

# Balance sheet

balance as at 30.9.2019, Submitter: AD Plastik d.d.

	Item 1	ADP code 2	Last day of the prece- ding business year 3	At the reporting date of the current period 4
<b>ASSETS</b>				
<b>C</b>	<b>CURRENT ASSETS (ADP 038+046+053+063)</b>	<b>037</b>	<b>370,424,223</b>	<b>368,521,649</b>
	<b>I. Inventories (ADP 039 to 045)</b>	<b>038</b>	<b>140,475,573</b>	<b>147,402,814</b>
	1 Raw materials and consumables	039	52,092,165	58,293,785
	2 Work in progress	040	5,573,052	6,163,656
	3 Finished goods	041	14,713,586	12,719,479
	4 Merchandise	042	34,138,652	24,322,149
	5 Advances for inventories	043	33,958,118	45,903,745
	6 Fixed assets held for sale	044	0	0
	7 Biological assets	045	0	0
	<b>II. Receivables (ADP 047 to 052)</b>	<b>046</b>	<b>213,744,360</b>	<b>218,408,797</b>
	1 Receivables from undertakings within the group	047	68,106,581	53,138,859
	2 Receivables from companies linked by virtue of participating interests	048	3,738,080	2,921,651
	3 Customer receivables	049	121,928,906	139,992,259
	4 Receivables from employees and members of the undertaking	050	135,976	920,732
	5 Receivables from government and other institutions	051	10,789,108	8,938,565
	6 Other receivables	052	9,045,709	12,496,731
	<b>III. Current financial assets (ADP 054 to 062)</b>	<b>053</b>	<b>68,429</b>	<b>111</b>
	1 Investments in holdings (shares) of undertakings within the group	054	0	0
	2 Investments in other securities of undertakings within the group	055	0	0
	3 Loans, deposits, etc. to undertakings within the group	056	0	0
	4 Investments in holdings (shares) of companies linked by virtue of participating interests	057	0	0
	5 Investment in other securities of companies linked by virtue of participating interests	058	0	0
	6 Loans, deposits etc. to companies linked by virtue of participating interests	059	0	0
	7 Investments in securities	060	0	0
	8 Loans, deposits, etc. given	061	68,429	111
	9 Other financial assets	062	0	0
	<b>IV. Cash at bank and in hand</b>	<b>063</b>	<b>16,135,861</b>	<b>2,709,927</b>
<b>D</b>	<b>PREPAID EXPENSES AND ACCRUED INCOME</b>	<b>064</b>	<b>49,917,236</b>	<b>25,556,874</b>
<b>E</b>	<b>TOTAL ASSETS (ADP 001+002+037+064)</b>	<b>065</b>	<b>1,331,639,679</b>	<b>1,364,575,042</b>
<b>F</b>	<b>OFF-BALANCE SHEET ITEMS</b>	<b>066</b>	<b>22,566,996</b>	<b>20,727,837</b>



# Balance sheet

balance as at 30.9.2019, Submitter: AD Plastik d.d.

	Item 1	ADP code 2	Last day of the prece- ding business year 3	At the reporting date of the current period 4
<b>LIABILITIES</b>				
<b>A</b>	<b>CAPITAL AND RESERVES (ADP 068 to 070+076+077+081+084+087)</b>	<b>067</b>	<b>733,153,246</b>	<b>738,268,897</b>
	I. Initial (subscribed) capital	068	419,958,400	419,958,400
	II. Capital reserves	069	191,903,518	191,988,358
	III. Reserves from profit (ADP 071+072-073+074+075)	070	18,935,291	19,264,171
	1 Legal reserves	071	6,128,852	6,128,852
	2 Reserves for treasury shares	072	22,124,003	20,890,463
	3 Treasury shares and holdings (deductible item)	073	-12,124,003	-11,795,123
	4 Statutory reserves	074	0	0
	5 Other reserves	075	2,806,439	4,039,979
	IV. Revaluation reserves	076	0	0
	V. Fair value reserves (ADP 078 to 080)	077	0	0
	1 Fair value of financial assets available for sale	078	0	0
	2 Cash flow hedge - effective portion	079	0	0
	3 Hedge of a net investment in a foreign operation - effective portion	080	0	0
	VI. Retained profit or loss brought forward (ADP 082-083)	081	13,394,775	50,680,135
	1 Retained profit	082	13,394,775	50,680,135
	2 Loss brought forward	083	0	0
	VII. Profit or loss for the business year (ADP 085-086)	084	88,961,262	56,377,833
	1 Profit for the business year	085	88,961,262	56,377,833
	2 Loss for the business year	086	0	0
	VIII. Minority (non-controlling) interest	087	0	0
<b>B</b>	<b>PROVISIONS (ADP 089 to 094)</b>	<b>088</b>	<b>16,460,286</b>	<b>14,579,369</b>
	1 Provisions for pensions, termination benefits and similar obligations	089	4,036,467	2,149,050
	2 Provisions for tax liabilities	090	0	0
	3 Provisions for ongoing legal cases	091	568,022	574,522
	4 Provisions for renewal of natural resources	092	0	0
	5 Provisions for warranty obligations	093	0	0
	6 Other provisions	094	11,855,797	11,855,797
<b>C</b>	<b>LONG-TERM LIABILITIES (ADP 096 to 106)</b>	<b>095</b>	<b>206,327,909</b>	<b>195,709,733</b>
	1 Liabilities to undertakings within the group	096	0	0
	2 Liabilities for loans, deposits, etc. of undertakings within the group	097	0	0
	3 Liabilities to companies linked by virtue of participating interests	098	0	0
	4 Liabilities for loans, deposits etc. of companies linked by virtue of participating interests	099	0	0
	5 Liabilities for loans, deposits etc.	100	600,000	600,000
	6 Liabilities to banks and other financial institutions	101	204,887,805	186,574,619
	7 Liabilities for advance payments	102	0	0
	8 Liabilities to suppliers	103	840,104	0
	9 Liabilities for securities	104	0	0
	10 Other long-term liabilities	105	0	8,535,114
	11 Deferred tax liability	106	0	0

# Balance sheet

balance as at 30.9.2019, Submitter: AD Plastik d.d.

	Item 1	ADP code 2	Last day of the preced- ing business year 3	At the reporting date of the current period 4
<b>LIABILITIES</b>				
D	SHORT-TERM LIABILITIES (ADP 108 to 121)	107	369,975,466	403,995,485
1	Liabilities to undertakings within the group	108	8,951,715	11,450,308
2	Liabilities for loans, deposits, etc. of undertakings within the group	109	0	0
3	Liabilities to companies linked by virtue of participating interests	110	0	7,558
4	Liabilities for loans, deposits etc. of companies linked by virtue of participating interests	111	0	0
5	Liabilities for loans, deposits etc.	112	37,087,875	37,011,130
6	Liabilities to banks and other financial institutions	113	84,112,496	136,219,742
7	Liabilities for advance payments	114	59,308,950	30,113,646
8	Liabilities to suppliers	115	164,042,555	164,509,907
9	Liabilities for securities	116	0	0
10	Liabilities to employees	117	9,127,692	10,188,561
11	Taxes, contributions and similar liabilities	118	7,313,327	7,163,238
12	Liabilities arising from the share in the result	119	27,856	27,856
13	Liabilities arising from fixed assets held for sale	120	0	0
14	Other short-term liabilities	121	3,000	7,303,539
E	ACCRUALS AND DEFERRED INCOME	122	5,722,772	12,021,558
F	TOTAL - LIABILITIES (ADP 067+088+095+107+122)	123	1,331,639,679	1,364,575,042
G	OFF-BALANCE SHEET ITEMS	124	22,566,996	20,727,837



# Statement of profit or loss

for the period 1.1.2019 to 30.9.2019  
Submitter: AD Plastik d.d.

Item 1	ADP code 2	Same period of the previous year		Current period	
		Cumulative 3	Quarter 4	Cumulative 5	Quarter 6
<b>I. OPERATING INCOME (ADP 126 to 130)</b>	<b>125</b>	<b>692,529,526</b>	<b>195,307,565</b>	<b>774,675,693</b>	<b>235,220,655</b>
1 Income from sales with undertakings within the group	126	43,943,589	10,454,379	41,357,838	12,856,789
2 Income from sales (outside group)	127	637,355,661	182,020,190	714,778,350	221,085,802
3 Income from the use of own products, goods and services	128	0	0	1,387,410	1,387,410
4 Other operating income with undertakings within the group	129	4,117,082	4,117,082	3,530,450	2,257,953
5 Other operating income (outside the group)	130	7,113,194	-1,284,086	13,621,645	-2,367,299
<b>II. OPERATING EXPENSES (ADP 132+133+137+141+142+143+146+153)</b>	<b>131</b>	<b>664,761,870</b>	<b>200,792,936</b>	<b>744,331,327</b>	<b>236,321,288</b>
1 Changes in inventories of work in progress and finished goods	132	1,475,295	-2,778,236	1,403,503	-2,062,497
<b>2 Material costs (ADP 134 to 136)</b>	<b>133</b>	<b>477,795,322</b>	<b>142,512,321</b>	<b>531,848,246</b>	<b>169,833,711</b>
a) Costs of raw materials and consumables	134	335,380,383	99,944,443	356,463,319	104,808,779
b) Costs of goods sold	135	90,695,666	24,546,337	124,505,152	46,312,402
c) Other external costs	136	51,719,273	18,021,541	50,879,775	18,712,530
<b>3 Staff costs (ADP 138 to 140)</b>	<b>137</b>	<b>114,556,595</b>	<b>36,976,405</b>	<b>122,854,874</b>	<b>42,020,294</b>
a) Net salaries and wages	138	70,879,119	23,011,969	76,808,726	26,124,277
b) Tax and contributions from salary costs	139	27,531,241	8,843,623	29,449,150	10,230,322
c) Contributions on salaries	140	16,146,235	5,120,813	16,596,998	5,665,695
4 Depreciation	141	39,827,939	12,970,776	49,830,899	17,600,899
5 Other costs	142	27,297,510	8,996,203	35,521,706	8,906,089
<b>6 Value adjustments (ADP 144+145)</b>	<b>143</b>	<b>0</b>	<b>0</b>	<b>0</b>	<b>0</b>
a) fixed assets other than financial assets	144	0	0	0	0
b) current assets other than financial assets	145	0	0	0	0
<b>7 Provisions (ADP 147 to 152)</b>	<b>146</b>	<b>568,022</b>	<b>-234,108</b>	<b>0</b>	<b>0</b>
a) Provisions for pensions, termination benefits and similar obligations	147	0	-802,130	0	0
b) Provisions for tax liabilities	148	0	0	0	0
c) Provisions for ongoing legal cases	149	568,022	568,022	0	0
d) Provisions for renewal of natural resources	150	0	0	0	0
e) Provisions for warranty obligations	151	0	0	0	0
f) Other provisions	152	0	0	0	0
8 Other operating expenses	153	3,241,187	2,349,575	2,872,099	22,792

# Statement of profit or loss

for the period 1.1.2019 to 30.9.2019  
Submitter: AD Plastik d.d.

Item 1	ADP code 2	Same period of the previous year		Current period		
		Cumulative 3	Quarter 4	Cumulative 5	Quarter 6	
<b>III.</b>	<b>FINANCIAL INCOME (ADP 155 to 164)</b>	<b>154</b>	<b>50.504.524</b>	<b>14.311.119</b>	<b>35.860.589</b>	<b>11.017.627</b>
1	Income from investments in holdings (shares) of undertakings within the group	155	0	0	0	0
2	Income from investments in holdings (shares) of companies linked by virtue of participating interests	156	40.889.307	13.629.769	30.051.000	10.017.000
3	Income from other long-term financial investment and loans granted to undertakings within the group	157	0	0	0	0
4	Other interest income from operations with undertakings within the group	158	3.056.450	944.939	3.191.663	1.127.338
5	Exchange rate differences and other financial income from operations with undertakings within the group	159	250.160	-24.388	349.613	38.622
6	Income from other long-term financial investments and loans	160	53.468	47.915	5.862	-1
7	Other interest income	161	0	-38.205	6.007	2.361
8	Exchange rate differences and other financial income	162	6.255.139	-248.911	2.256.444	-167.693
9	Unrealised gains (income) from financial assets	163	0	0	0	0
10	Other financial income	164	0	0	0	0
<b>IV.</b>	<b>FINANCIAL EXPENSES (ADP 166 to 172)</b>	<b>165</b>	<b>15.087.979</b>	<b>-2.363.417</b>	<b>9.487.387</b>	<b>2.291.734</b>
1	Interest expenses and similar expenses with undertakings within the group	166	0	0	0	0
2	Exchange rate differences and other expenses from operations with undertakings within the group	167	3.549.591	-1.321.650	559.619	-171.501
3	Interest expenses and similar expenses	168	7.197.397	2.369.724	6.966.584	2.122.921
4	Exchange rate differences and other expenses	169	4.340.991	-3.411.491	1.961.184	340.314
5	Unrealised losses (expenses) from financial assets	170	0	0	0	0
6	Value adjustments of financial assets (net)	171	0	0	0	0
7	Other financial expenses	172	0	0	0	0
V.	SHARE IN PROFIT FROM UNDERTAKINGS LINKED BY VIRTUE OF PARTICIPATING INTERESTS	173	0	0	0	0
VI.	SHARE IN PROFIT FROM JOINT VENTURES	174	0	0	0	0
VII.	SHARE IN LOSS OF COMPANIES LINKED BY VIRTUE OF PARTICIPATING INTEREST	175	0	0	0	0
VIII.	SHARE IN LOSS OF JOINT VENTURES	176	0	0	0	0
IX.	TOTAL INCOME (ADP 125+154+173 + 174)	177	743.034.050	209.618.684	810.536.282	246.238.282
X.	TOTAL EXPENDITURE (ADP 131+165+175 + 176)	178	679.849.849	198.429.519	753.818.714	238.613.022
XI.	PRE-TAX PROFIT OR LOSS (ADP 177-178)	179	63.184.201	11.189.165	56.717.568	7.625.260
1	Pre-tax profit (ADP 177-178)	180	63.184.201	11.189.165	56.717.568	7.625.260
2	Pre-tax loss (ADP 178-177)	181	0	0	0	0
XII.	INCOME TAX	182	0	0	339.735	0
XIII.	PROFIT OR LOSS FOR THE PERIOD (ADP 179-182)	183	63.184.201	11.189.165	56.377.833	7.625.260
1	Profit for the period (ADP 179-182)	184	63.184.201	11.189.165	56.377.833	7.625.260
2	Loss for the period (ADP 182-179)	185	0	0	0	0

# Statement of profit or loss

for the period 1.1.2019 to 30.9.2019  
Submitter: AD Plastik d.d.

Item 1	ADP code 2	Same period of the previous year		Current period		
		Cumulative 3	Quarter 4	Cumulative 5	Quarter 6	
<b>DISCONTINUED OPERATIONS (to be filled in by undertakings subject to IFRS only with discontinued operations)</b>						
XIV.	PRE-TAX PROFIT OR LOSS OF DISCONTINUED OPERATIONS (ADP 187-188)	186	0	0	0	0
	1 Pre-tax profit from discontinued operations	187	0	0	0	0
	2 Pre-tax loss on discontinued operations	188	0	0	0	0
XV.	INCOME TAX OF DISCONTINUED OPERATIONS	189	0	0	0	0
	1 Discontinued operations profit for the period (ADP 186-189)	190	0	0	0	0
	2 Discontinued operations loss for the period (ADP 189-186)	191	0	0	0	0
<b>TOTAL OPERATIONS (to be filled in only by undertakings subject to IFRS with discontinued operations)</b>						
XVI.	PRE-TAX PROFIT OR LOSS (ADP 179+186)	192	0	0	0	0
	1 Pre-tax profit (ADP 192)	193	0	0	0	0
	2 Pre-tax loss (ADP 192)	194	0	0	0	0
XVII.	INCOME TAX (ADP 182+189)	195	0	0	0	0
XVIII.	PROFIT OR LOSS FOR THE PERIOD (ADP 192-195)	196	0	0	0	0
	1 Profit for the period (ADP 192-195)	197	0	0	0	0
	2 Loss for the period (ADP 195-192)	198	0	0	0	0
<b>APPENDIX to the P&amp;L (to be filled in by undertakings that draw up consolidated annual financial statements)</b>						
XIX.	PROFIT OR LOSS FOR THE PERIOD (ADP 200+201)	199	63,184,201	11,189,165	56,377,833	7,625,260
	1 Attributable to owners of the parent	200	63,184,201	11,189,165	56,377,833	7,625,260
	2 Attributable to minority (non-controlling) interest	201	0	0	0	0
<b>STATEMENT OF OTHER COMPREHENSIVE INCOME (to be filled in by undertakings subject to IFRS)</b>						
I.	PROFIT OR LOSS FOR THE PERIOD	202	63,184,201	11,189,165	56,377,833	7,625,260
II.	OTHER COMPREHENSIVE INCOME/LOSS BEFORE TAX (ADP 204 to 211)	203	0	0	0	0
	1 Exchange rate differences from translation of foreign operations	204	0	0	0	0
	2 Changes in revaluation reserves of fixed tangible and intangible assets	205	0	0	0	0
	3 Profit or loss arising from subsequent measurement of financial assets available for sale	206	0	0	0	0
	4 Profit or loss arising from effective cash flow hedging	207	0	0	0	0
	5 Profit or loss arising from effective hedge of a net investment in a foreign operation	208	0	0	0	0
	6 Share in other comprehensive income/loss of companies linked by virtue of participating interests	209	0	0	0	0
	7 Actuarial gains/losses on the defined benefit obligation	210	0	0	0	0
	8 Other changes in equity unrelated to owners	211	0	0	0	0
III.	TAX ON OTHER COMPREHENSIVE INCOME FOR THE PERIOD	212	0	0	0	0
IV.	NET OTHER COMPREHENSIVE INCOME OR LOSS (ADP 203-212)	213	0	0	0	0
V.	COMPREHENSIVE INCOME OR LOSS FOR THE PERIOD (ADP 202+213)	214	63,184,201	11,189,165	56,377,833	7,625,260
<b>APPENDIX to the Statement on comprehensive income (to be filled in by undertakings that draw up consolidated statements)</b>						
VI.	COMPREHENSIVE INCOME OR LOSS FOR THE PERIOD (ADP 216+217)	215	63,184,201	11,189,165	56,377,833	7,625,260
	1 1 Attributable to owners of the parent	216	63,184,201	11,189,165	56,377,833	7,625,260
	2 2 Attributable to minority (non-controlling) interest	217	0	0	0	0

# Statement of cash flows

## indirect method

for the period 1.1.2019 to 30.9.2019  
Submitter: AD Plastik d.d.

Item 1	ADP code 2	Same period of the previous year 3	Current period 4
<b>CASH FLOW FROM OPERATING ACTIVITIES</b>			
1 Pre-tax profit	001	63,184,201	56,717,568
2 Adjustments (ADP 003 to 010):	002	16,577,149	49,026,415
a) Depreciation	003	39,827,939	49,830,899
b) Gains and losses from sale and value adjustment of fixed tangible and intangible assets	004	-446,295	-3,223,958
c) Gains and losses from sale and unrealised gains and losses and value adjustment of financial assets	005	0	0
d) Interest and dividend income	006	-43,999,225	-33,255,000
e) Interest expenses	007	7,197,397	6,967,000
f) Provisions	008	400,757	-1,880,917
g) Exchange rate differences (unrealised)	009	1,376,507	-70,758
h) Other adjustments for non-cash transactions and unrealised gains and losses	010	12,220,069	30,659,149
I. Cash flow increase or decrease before changes in working capital (ADP 001+002)	011	79,761,350	105,743,983
3 Changes in the working capital (ADP 013 to 016)	012	-17,479,509	-66,148,431
a) Increase or decrease in short-term liabilities	013	14,618,869	-22,616,096
b) Increase or decrease in short-term receivables	014	-15,168,843	-36,605,093
c) Increase or decrease in inventories	015	-16,929,535	-6,927,242
d) Other increase or decrease in working capital	016	0	0
II. Cash from operations (ADP 011+012)	017	62,281,841	39,595,552
4 Interest paid	018	-7,021,432	-6,702,495
5 Income tax paid	019	0	0
A NET CASH FLOW FROM OPERATING ACTIVITIES (ADP 017 to 019)	020	55,260,409	32,893,057
<b>CASH FLOW FROM INVESTMENT ACTIVITIES</b>			
1 Cash receipts from sales of fixed tangible and intangible assets	021	2,024,765	6,462,775
2 Cash receipts from sales of financial instruments	022	0	0
3 Interest received	023	301,781	299,931
4 Dividends received	024	54,452,290	40,345,999
5 Cash receipts from repayment of loans and deposits	025	18,612,252	27,426,718
6 Other cash receipts from investment activities	026	4,603,798	1,766,401
III. Total cash receipts from investment activities (ADP 021 to 026)	027	79,994,886	76,301,824
1 Cash payments for the purchase of fixed tangible and intangible assets	028	-40,713,000	-101,419,502
2 Cash payments for the acquisition of financial instruments	029	0	0
3 Cash payments for loans and deposits for the period	030	0	-260,000
4 Acquisition of a subsidiary, net of cash acquired	031	-70,959,350	0
5 Other cash payments from investment activities	032	0	0
IV. Total cash payments from investment activities (ADP 028 to 032)	033	-111,672,350	-101,679,502
B NET CASH FLOW FROM INVESTMENT ACTIVITIES (ADP 027 +033)	034	-31,677,464	-25,377,678

# Statement of cash flows

## indirect method

for the period 1.1.2019 to 30.9.2019  
Submitter: AD Plastik d.d.

Item	ADP code	Same period of the previous year	Current period
1	2	3	4
<b>CASH FLOW FROM FINANCING ACTIVITIES</b>			
1 Cash receipts from the increase in initial (subscribed) capital	035	0	0
2 Cash receipts from the issue of equity financial instruments and debt financial instruments	036	0	0
3 Cash receipts from credit principals, loans and other borrowings	037	114,415,496	108,756,948
4 Other cash receipts from financing activities	038	0	0
<b>V. Total cash receipts from financing activities (ADP 035 to 038)</b>	<b>039</b>	<b>114,415,496</b>	<b>108,756,948</b>
1 Cash payments for the repayment of credit principals, loans and other borrowings and debt financial instruments	040	-86,602,627	-76,739,685
2 Cash payments for dividends	041	-41,342,450	-51,675,903
3 Cash payments for finance lease	042	-350,792	-363,771
4 Cash payments for the redemption of treasury shares and decrease in initial (subscribed) capital	043	-8,782,968	-904,660
5 Other cash payments from financing activities	044	0	0
<b>VI. Total cash payments from financing activities (ADP 040 to 044)</b>	<b>045</b>	<b>-137,078,837</b>	<b>-129,684,019</b>
<b>C NET CASH FLOW FROM FINANCING ACTIVITIES (ADP 039 +045)</b>	<b>046</b>	<b>-22,663,341</b>	<b>-20,927,071</b>
1 Unrealised exchange rate differences in respect of cash and cash equivalents	047	8,776	-14,242
<b>D NET INCREASE OR DECREASE IN CASH FLOWS (ADP 020+034+046+047)</b>	<b>048</b>	<b>928,380</b>	<b>-13,425,934</b>
<b>E CASH AND CASH EQUIVALENTS AT THE BEGINNING OF THE PERIOD</b>	<b>049</b>	<b>3,143,658</b>	<b>16,135,861</b>
<b>F CASH AND CASH EQUIVALENTS AT THE END OF THE PERIOD(ADP 048+049)</b>	<b>050</b>	<b>4,072,038</b>	<b>2,709,927</b>



# Statement of changes in equity

for the period 1.1.2019 to 30.9.2019  
Submitter: AD Plastik d.d.

Item	ADP code	Attributable to owners of the parent														Minority (non-controlling) interest	Total capital and reserves
		Initial (subscribed) capital	Capital reserves	Legal reserves	Reserves for treasury shares	Treasury shares and holdings (deductible item)	Statutory reserves	Other reserves	Revaluation reserves	Fair value of financial assets available for sale	Cash flow hedge - effective portion	Hedge of a net investment in a foreign operation - effective portion	Retained profit / loss brought forward	Profit/loss for the business year	Total attributable to owners of the parent		
1	2	3	4	5	6	7	8	9	10	11	12	13	14	15	16 (3 to 6 - 7 + 8 to 15)	17	18 (16+17)
<b>PREVIOUS PERIOD</b>																	
1	01	419,958,400	191,702,413	6,128,852	3,319,612	3,319,612	0	21,610,830	0	0	0	0	2,861,551	53,399,399	695,661,445	0	695,661,445
2	02	0	0	0	0	0	0	0	0	0	0	0	0	0	0	0	0
3	03	0	0	0	0	0	0	0	0	0	0	0	0	0	0	0	0
4	04	419,958,400	191,702,413	6,128,852	3,319,612	3,319,612	0	21,610,830	0	0	0	0	2,861,551	53,399,399	695,661,445	0	695,661,445
5	05	0	0	0	0	0	0	0	0	0	0	0	0	63,184,201	63,184,201	0	63,184,201
6	06	0	0	0	0	0	0	0	0	0	0	0	0	0	0	0	0
7	07	0	0	0	0	0	0	0	0	0	0	0	0	0	0	0	0
8	08	0	0	0	0	0	0	0	0	0	0	0	0	0	0	0	0
9	09	0	0	0	0	0	0	0	0	0	0	0	0	0	0	0	0
10	10	0	0	0	0	0	0	0	0	0	0	0	0	0	0	0	0
11	11	0	0	0	0	0	0	0	0	0	0	0	0	0	0	0	0
12	12	0	0	0	0	0	0	0	0	0	0	0	0	0	0	0	0
13	13	0	0	0	0	0	0	0	0	0	0	0	0	0	0	0	0
14	14	0	0	0	0	0	0	0	0	0	0	0	0	0	0	0	0
15	15	0	0	0	0	0	0	0	0	0	0	0	0	0	0	0	0
16	16	0	0	0	0	0	0	0	0	0	0	0	0	0	0	0	0
17	17	0	0	0	0	0	0	0	0	0	0	0	0	0	0	0	0
18	18	0	0	0	8,782,968	8,782,968	0	-8,782,968	0	0	0	0	0	0	-8,782,968	0	-8,782,968
19	19	0	0	0	0	0	0	0	0	0	0	0	-41,342,450	0	-41,342,450	0	-41,342,450
20	20	0	165,963	0	-1,041,925	-1,041,925	0	1,041,925	0	0	0	0	0	0	1,207,888	0	1,207,888
21	21	0	0	0	0	0	0	0	0	0	0	0	53,399,399	-53,399,399	0	0	0
22	22	0	0	0	0	0	0	0	0	0	0	0	0	0	0	0	0
23	23	419,958,400	191,868,376	6,128,852	11,060,655	11,060,655	0	13,869,787	0	0	0	0	14,918,500	63,184,201	709,928,116	0	709,928,116
<b>APPENDIX TO THE STATEMENT OF CHANGES IN EQUITY (to be filled in by undertakings that draw up financial statements in accordance with the IFRS)</b>																	
I.	24	0	0	0	0	0	0	0	0	0	0	0	0	0	0	0	0
II.	25	0	0	0	0	0	0	0	0	0	0	0	0	63,184,201	63,184,201	0	63,184,201
III.	26	0	165,963	0	7,741,043	7,741,043	0	-7,741,043	0	0	0	0	12,056,949	-53,399,399	-48,917,530	0	-48,917,530



# Statement of changes in equity

for the period 1.1.2019 to 30.9.2019  
Submitter: AD Plastik d.d.

Item	ADP code	Attributable to owners of the parent														Minority (non-controlling) interest	Total capital and reserves	
		Initial (subscribed) capital	Capital reserves	Legal reserves	Reserves for treasury shares	Treasury shares and holdings (deductible item)	Statutory reserves	Other reserves	Revaluation reserves	Fair value of financial assets available for sale	Cash flow hedge - effective portion	Hedge of a net investment in a foreign operation - effective portion	Retained profit / loss brought forward	Profit/loss for the business year	Total attributable to owners of the parent			
1	2	3	4	5	6	7	8	9	10	11	12	13	14	15	16 (3 to 6 - 7 + 8 to 15)	17	18 (16+17)	
<b>CURRENT PERIOD</b>																		
1	Balance on the first day of the current business year	27	419,958,400	191,903,518	6,128,852	22,124,003	12,124,003	0	2,806,439	0	0	0	0	13,394,775	88,961,262	733,153,246	0	733,153,246
2	Changes in accounting policies	28	0	0	0	0	0	0	0	0	0	0	0	0	0	0	0	0
3	Correction of errors	29	0	0	0	0	0	0	0	0	0	0	0	0	0	0	0	0
4	Balance on the first day of the current business year (restated) (ADP 27 to 29)	30	419,958,400	191,903,518	6,128,852	22,124,003	12,124,003	0	2,806,439	0	0	0	0	13,394,775	88,961,262	733,153,246	0	733,153,246
5	Profit/loss of the period	31	0	0	0	0	0	0	0	0	0	0	0	56,377,833	56,377,833	0	56,377,833	
6	Exchange rate differences from translation of foreign operations	32	0	0	0	0	0	0	0	0	0	0	0	0	0	0	0	0
7	Changes in revaluation reserves of fixed tangible and intangible assets	33	0	0	0	0	0	0	0	0	0	0	0	0	0	0	0	0
8	Profit or loss arising from subsequent measurement of financial assets available for sale	34	0	0	0	0	0	0	0	0	0	0	0	0	0	0	0	0
9	Profit or loss arising from effective cash flow hedge	35	0	0	0	0	0	0	0	0	0	0	0	0	0	0	0	0
10	Profit or loss arising from effective hedge of a net investment in a foreign operation	36	0	0	0	0	0	0	0	0	0	0	0	0	0	0	0	0
11	Share in other comprehensive income/loss of companies linked by virtue of participating interests	37	0	0	0	0	0	0	0	0	0	0	0	0	0	0	0	0
12	Actuarial gains/losses on the defined benefit obligation	38	0	0	0	0	0	0	0	0	0	0	0	0	0	0	0	0
13	Other changes in equity unrelated to owners	39	0	0	0	0	0	0	0	0	0	0	0	0	0	0	0	0
14	Tax on transactions recognised directly in equity	40	0	0	0	0	0	0	0	0	0	0	0	0	0	0	0	0
15	Increase/decrease in initial (subscribed) capital (other than from reinvesting profit and other than arising from the pre-bankruptcy settlement procedure)	41	0	0	0	0	0	0	0	0	0	0	0	0	0	0	0	0
16	Increase in initial (subscribed) capital arising from the reinvestment of profit	42	0	0	0	0	0	0	0	0	0	0	0	0	0	0	0	0
17	Increase in initial (subscribed) capital arising from the pre-bankruptcy settlement procedure	43	0	0	0	0	0	0	0	0	0	0	0	0	0	0	0	0
18	Redemption of treasury shares/holdings	44	0	0	0	0	904,659	0	0	0	0	0	0	0	0	-904,659	0	-904,659
19	Payment of share in profit/dividend	45	0	0	0	0	0	0	0	0	0	0	0	-51,675,903	0	-51,675,903	0	-51,675,903
20	Other distribution to owners	46	0	84,840	0	-1,233,540	-1,233,540	0	1,233,540	0	0	0	0	0	0	1,318,380	0	1,318,380
21	Transfer to reserves according to the annual schedule	47	0	0	0	0	0	0	0	0	0	0	0	88,961,262	-88,961,262	0	0	0
22	Increase in reserves arising from the pre-bankruptcy settlement procedure	48	0	0	0	0	0	0	0	0	0	0	0	0	0	0	0	0
23	23 Balance on the last day of the current business year reporting period (ADP 30 to 48)	49	419,958,400	191,988,358	6,128,852	20,890,463	11,795,122	0	4,039,979	0	0	0	0	50,680,134	56,377,833	738,268,897	0	738,268,897
<b>APPENDIX TO THE STATEMENT OF CHANGES IN EQUITY (to be filled in by undertakings that draw up financial statements in accordance with the IFRS)</b>																		
I.	OTHER COMPREHENSIVE INCOME FOR THE CURRENT PERIOD, NET OF TAX (ADP 32 to 40)	50	0	0	0	0	0	0	0	0	0	0	0	0	0	0	0	0
II.	COMPREHENSIVE INCOME OR LOSS FOR THE CURRENT PERIOD (ADP 31+50)	51	0	0	0	0	0	0	0	0	0	0	0	56,377,833	56,377,833	0	56,377,833	
III.	TRANSACTIONS WITH OWNERS IN THE CURRENT PERIOD RECOGNISED DIRECTLY IN EQUITY (ADP 41 to 48)	52	0	84,840	0	-1,233,540	-328,881	0	1,233,540	0	0	0	0	37,285,359	-88,961,262	-51,262,182	0	-51,262,182

# Notes to financial statements - TFI

## (drawn up for quarterly reporting periods)

Name of the issuer: AD PLASTIK d.d.  
Personal identification number (OIB): 48351740621  
Reporting period: 1. 1. 2019 - 30. 9. 2019

Notes to financial statements for quarterly periods include:

- a) an explanation of business events relevant to understanding changes in the statement of financial position and financial performance for the quarterly reporting period of the issuer with respect to the last business year: information is provided regarding these events and relevant information published in the last annual financial statement is updated
- b) information on the access to the latest annual financial statements, for the purpose of understanding information published in the notes to financial statements drawn up for the quarterly reporting period
- c) a statement explaining that the same accounting policies are applied while drawing up financial statements for the quarterly reporting period as in the latest annual financial statements or, in the case where the accounting policies have changed, a description of the nature and effect of the changes
- d) a description of the financial performance in the case of the issuer whose business is seasonal.



Solin, October 2019


## Management's statement of responsibility

The financial statements of AD Plastik Group and the Company AD Plastik d.d. Solin are prepared in accordance with the International Financial Reporting Standards (IFRS) and the Croatian Law on Accounting.

The consolidated financial statements of AD Plastik Group and the financial statements of the Company AD Plastik d.d. for the period from January 1 to September 30 2019, give a complete and true review of the assets and liabilities, profit and loss, financial position and business activities of the issuers and companies included in the consolidation as a whole.

The management report for the period until September 30 2019, contains an accurate and true display of the development and results of the business activities of the Company with a description of the most significant risks and uncertainties to which the Company is exposed.

Marinko Došen,  
President of the Management Board



Katija Klepo,  
Member of the Management Board



Mladen Peroš,  
Member of the Management Board



The Company is registered at the Court Register of the Commercial Court of Split under the Registered Company Number (MBS): 060007090  
Company Identification Number (OIB): 48351740621  
IBAN: HR04 2340 0091 1101 5371 1, Privredna banka Zagreb d.d., Zagreb

The capital stock in the amount of HRK 419,958,400 was paid in full.  
AD Plastik issued a total of 4,199,584 of ordinary shares,  
in nominal amount of HRK 100.

President of the Management Board: Marinko Došen  
Management Board members: Katija Klepo, Mladen Peroš  
President of the Supervisory Board: Dmitrij Leonidovič Drandin



**Your needs. Our drive.**

Solin, November 2019

[www.adplastik.hr](http://www.adplastik.hr)