



Hotel Kvarner 4\*, Opatija

## BUSINESS RESULTS 1/1/2026 - 31/3/2026

LIBURNIA RIVIERA HOTELI d.d.


Opatija, April 2026

## CONTENT


KEY MESSAGES	3
ABOUT LIBURNIA	4
COMPANY RESULTS	4
INVESTMENTS	7
GROUP RESULTS	8
RISKS IN THE BUSINESS	9
CORPORATE GOVERNANCE	11
STATEMENT OF RESPONSIBILITY OF THE MANAGEMENT BOARD	13
FINANCIAL STATEMENTS ACCORDING TO TFI-POD FORMS	14



Hotel Istra 3\*; Opatija



Hotel Mediteran 3\*; Mošćenička Draga



## KEY MESSAGES

In the first quarter of 2026, Liburnia Riviera Hoteli delivered solid operational and financial results, confirming the commitment of all employees to strengthening the competitiveness of Liburnia's business model, as well as fostering sustainable growth and development of tourism capacities.

Total revenues increased by 1% (+EUR 0.1 million), reaching EUR 6.7 million, while the gross loss, typically recorded in the first quarter, improved to EUR -4.4 million (+EUR 0.1 million). Despite inflationary and macroeconomic pressures, active operational efficiency management resulted in a reduction across all operating costs, with the exception of staff costs, which increased by EUR 0.5 million (+10%). As a result, the negative operating result (EBITDA), characteristic for the first three months of the year, improved by EUR 0.1 million to EUR -2.6 million. The increase in staff costs primarily reflects continued investment in competitive and motivating working conditions. Liburnia thereby further reinforces its focus on human capital development as a key driver of long-term competitiveness and the delivery of consistently high service standards, diverse offerings, and authentic guest experiences. The first quarter traditionally represents a small share of total annual revenues; therefore, its results are not indicative of full-year expectations.

In 2026, Liburnia continues with ambitious plans for further business transformation and portfolio modernisation, aimed at achieving top-tier hospitality standards and positioning Liburnia as a centre of excellence, employee development, and sophisticated hospitality. These strategic priorities provide a strong foundation for further growth, strengthening of the tourism portfolio, and enhancement of destinations in which Liburnia operates, while continuously elevating the company's hospitality excellence within the tourism industry and creating new value for all stakeholders.

## ABOUT LIBURNIA

Liburnia Riviera Hoteli d.d. is one of the largest tourism companies in Croatia, with annual revenues of EUR 65 million. Opatija, also known as the “Pearl of the Adriatic” or “Queen of Tourism”, represents an exclusive Adriatic resort with a long history of tourism dating back to 1844, and Liburnia's tourism portfolio has been highly integrated into international tourist markets for more than 100 years. Liburnia’s operational portfolio comprises more than 2,000 keys across twelve hotels, two villas, one apartment complex, and one camping resort, enabling daily accommodation for over 4,600 guests. Catering for the perfect holiday and authentic experiences for them, there are over 1,000 employees in a high-demand period.

As the largest hotelier on the Liburnia riviera, the Company is focused on a strategy to stimulate growth and create new value, recognizing the started transformation to be the first step in building a solid ground for sustainable investments in high-value-added products, talents, innovative services and destinations, as well as an international business model.

<sup>1</sup> In compliance with the classification under the USALI international standard for reporting in hotel industry (Uniform System of Accounts for the Lodging Industry) board revenues include accommodation revenues and board food and beverage revenues.

<sup>2</sup> Operating costs calculated according to the formula operating expenses - depreciation - value adjustment – provisions.

<sup>3</sup> EBITDA (earnings before interest, taxes, depreciation and amortization) is calculated according to the formula: operating revenues – operating expenses + depreciation and amortization + value adjustments

## COMPANY RESULTS

### KEY FINANCIAL INDICATORS

in EUR	3M 2025	3M 2026	'26/'25
Total revenues	6,610,980	6,679,846	1%
Operating revenues	6,542,217	6,573,133	0%
Sales revenues	6,060,464	6,128,572	1%
Board revenues <sup>1</sup>	4,646,087	4,746,894	2%
Operating expenses <sup>2</sup>	9,032,895	9,200,363	2%
EBITDA <sup>3</sup>	-2,490,677	-2,627,230	5%
EBIT	-4,254,087	-4,206,750	-1%
EBT	-4,502,150	-4,414,838	-2%
	31/12/2025	31/3/2026	'26/'25
Net debt <sup>4</sup>	20,576,974	23,067,730	12%
Cash and cash equivalents	12,819,215	9,490,365	-26%

### KEY OPERATING INDICATORS

	3M 2025	3M 2026	'26/'25
Number of acc. units (operating)	1,718	1,608	-6%
Operating occupancy (%) <sup>5</sup>	50.1%	51.4%	130 bb
Accommodation units sold	44,327	42,710	-4%
Overnights	80,259	77,225	-4%
ABR (in EUR) <sup>6</sup>	104.8	111.1	6%
RevPAR (in EUR) <sup>6</sup>	52.5	57.2	9%

<sup>4</sup> Net debt: long-term and short-term liabilities to banks and other financial institutions + long-term and short-term liabilities for loans + other liabilities in accordance with IFRS 16 (leases) - cash and cash equivalents.

<sup>5</sup> Operating occupancy and RevPar are calculated based on the number of operating accommodation units whereby RevPar is calculated according to the formula: Operating occupancy (%) x ABR.

<sup>6</sup> ABR is calculated using the formula: Board revenue / Accommodation units sold.

## REVENUES

During the first quarter of 2026, operating revenues reached EUR 6.6 million (2025: EUR 6.5 million), representing an increase of EUR 0.1 million compared to the same period of the previous year. The achieved operating revenues were influenced by:

- a) sales revenues increased by 1% (+EUR 0.1 million) to EUR 6.1 million. The achieved results were primarily driven by growth in board revenue (+EUR 0.1 million; +2%), supported by active marketing and sales initiatives, continuous dynamic revenue management, and daily price adjustments in line with demand and market trends, which ultimately led to a 6% increase in average board rate (ABR). Sales activities were primarily focused on strengthening the individual channel, alongside enhanced visibility across digital advertising platforms. Additional revenue optimisation was achieved through cooperation agreements with corporate clients, sports clubs and travel agencies, as well as the organisation of sports and entertainment events, M.I.C.E. activities and prestigious conferences;
- b) other operating income decreased by EUR 0.1 million compared to the same period in 2025, amounting to EUR 0.4 million. The other operating income generated in the first quarter of 2026 mainly relates to rental income and income from re-invoicing.

## OPERATING EXPENSES

in EUR	3M 2025	3M 2026	'26/'25
Total operating expenses	10,862,588	10,885,446	0%
Material costs	3,575,334	3,354,030	-6%
Staff costs	4,574,589	5,047,555	10%
Depreciation and amortization	1,829,462	1,682,330	-8%
Provisions and value adjustments	231	2,753	1,092%
Other operating expenses	882,972	798,778	-10%

Total operating expenses in the first quarter of 2026 amounted to EUR 10.9 million and remained at the level of the comparable period in 2025. The structure of operating expenses comprises:

- a) material costs representing 31% of total operating expenses (33% in 2025) and decreased to EUR 3.4 million. The 6% reduction was primarily driven by lower consumption of food and beverage as well as reduced accommodation rental costs for employees;
- b) the share of staff costs within total operating expenses grew (46%) vs. past comparable period (42% in 2025). The 10% increase in costs (+EUR 0.5 million), reaching EUR 5.0 million, is primarily the result of improved employee benefits and higher employee satisfaction through the continued enhancement of the tariff model and other incentive programmes introduced as of May 2025, while the impact of these measures was not present in the comparable period of the previous year;
- c) depreciation and amortization with a share of 15% (17% in 2025) decreased by 8% (-EUR 0.1 million), reaching EUR 1.7 million;
- d) provisions and value adjustments were not material in the first quarter of 2026, nor in the same period of the previous year;

e) other operating expenses represented 7% (8% in 2025) of total operating expenses. They dropped by 10% and totaled EUR 0.8 million.

#### OPERATING PROFIT (EBITDA)

Despite inflationary and macroeconomic pressures, the implementation of an active operational efficiency management model resulted in a reduction across all categories of operating expenses, with the exception of staff costs. The increase in staff costs of EUR 0.5 million (+10%) is a consequence of enhanced employee benefits and higher employee satisfaction through the continued development of the tariff model and other incentive programmes introduced as of May 2025, while the impact of these measures was not recorded in the comparable period of the previous year. As a result, operating profit (EBITDA) amounted to EUR -2.6 million, representing a 5% decrease (-EUR 0.1 million). The first quarter typically accounts for a minor share of total annual revenues; therefore, its results are not indicative of full-year performance expectations.

#### FINANCIAL RESULT

The financial result amounted to EUR -0.1 million, compared to EUR -0.2 million in the same period of the previous year. This improvement was primarily driven by a reduction in interest expenses and similar financial costs, reflecting a lower level of long-term and short-term credit facilities outstanding.

#### LOSS FOR THE PERIOD

Loss before tax decreased by EUR 0.1 million to EUR 4.4 million, primarily due to lower depreciation and amortization expenses.

#### ASSETS AND LIABILITIES

in EUR	31/12/2025	31/3/2026	'26/'25
Fixed assets	103,495,810	103,130,344	0%
Current assets	17,607,859	15,076,387	-14%
Prepaid expenses and accrued income	210,808	832,520	295%
<b>TOTAL ASSETS</b>	<b>121,314,477</b>	<b>119,039,251</b>	<b>-2%</b>
Capital and reserves	78,344,090	73,931,436	-6%
Provisions	1,279,928	1,279,928	0%
Long-term liabilities	28,442,404	28,467,025	0%
Short term liabilities	13,173,640	14,921,844	13%
Accruals and deferred income	74,415	439,018	490%
<b>TOTAL LIABILITIES</b>	<b>121,314,477</b>	<b>119,039,251</b>	<b>-2%</b>

The total carrying value of the Company's assets as at 31 March 2026 amounted to EUR 119.0 million, representing a 2% decrease compared to 31 December 2025. Fixed assets amounted to EUR 103.1 million, decreasing by EUR 0.4 million, primarily as a result of depreciation charges of EUR 1.7 million, partially offset by investments in the maintenance and enhancement of the existing quality of tourism products and services in the amount of EUR 1.2 million.

Current assets decreased by EUR 2.5 million, amounting to EUR 15.1 million as at 31 March 2026. Compared to the end of the previous year, this represents a 14% decrease, primarily driven by a reduction in cash and cash equivalents of EUR 3.3 million (31 March 2026: EUR 9.5 million), as a result of the repayment of the short-term portion of debt and other short-term liabilities related to the preparation and opening of facilities in the reporting and upcoming period. On the other hand, inventories and receivables increased by a total of EUR 0.8 million.

Total equity amounted to EUR 73.9 million, representing a 6% decrease, mainly as a consequence of the net loss of EUR 4.4 million, which is typical for the first quarter of the year.

Total long-term liabilities amounted to EUR 28.5 million and, combined with provisions, remained mostly unchanged compared to 31 December 2025.

Short-term liabilities amounted to EUR 14.9 million, representing a 13% increase compared to the end of the previous year. The increase of EUR 1.7 million was primarily driven by: (i) the usual first-quarter increase in advance payments of EUR 2.1 million, reaching EUR 3.8 million, and (ii) an increase in trade payables of EUR 0.8 million to EUR 3.0 million. This was partially offset by a decrease in bank and other financial institution liabilities of EUR 0.8 million, due to the repayment of part of the short-term debt and accrued interest.

Accruals and deferred income increased by EUR 0.3 million to EUR 0.4 million.

## INVESTMENTS

During the first quarter of 2026, the Company continued its programme of infrastructure, aesthetic, and content enhancements, aimed at delivering a superior guest experience across its tourism facilities. These initiatives further strengthen operational excellence and the long-term sustainability of the business. Total capital investments in the reporting period amounted to EUR 1.2 million.

The approved investment cycle is focused on the refurbishment and repositioning of the Company's key hospitality assets, complemented by additional investments aimed at enhancing guest experience and improving operational efficiency. Particular emphasis is placed on activating underutilized capacities and introducing modern hospitality concepts. This approach lays the foundation for sustainable growth, strengthened competitiveness, and the development of a distinctive, market-relevant offering.



## GROUP RESULTS

During the first quarter of 2026, the Group's operating revenues amounted to EUR 6.6 million, representing an increase of EUR 0.1 million compared to the same period in 2025. Revenue from sales amounted to EUR 6.1 million, reflecting a 1% increase compared to the same period of the previous year. The achieved results were primarily driven by growth in board revenue (+EUR 0.1 million; +2%), supported by active marketing and sales initiatives, continuous dynamic revenue management, and daily price adjustments in line with demand and market trends, which ultimately led to a 6% increase in average board rate (ABR). Sales activities were primarily focused on strengthening the individual channel, alongside enhanced visibility across digital advertising platforms. Additional revenue optimisation was achieved through cooperation agreements with corporate clients, sports clubs and travel agencies, as well as the organisation of sports and entertainment events, M.I.C.E. activities and prestigious conferences.

Total operating expenses in the first quarter of 2026 amounted to EUR 11.0 million, representing an increase of 1% (+EUR 0.1 million). Material costs amounted to EUR 3.4 million and decreased by 6%, mainly as a result of lower consumption of food and beverage as well as reduced accommodation rental costs for employees. Staff costs amounted to EUR 5.0 million and increased by 10% compared to the previous year, primarily as a result of improved employee benefits and higher employee satisfaction through the continued enhancement of the tariff model and other incentive programmes introduced as of May 2025, while the effect of these measures was not present in the comparable period of the previous year. Depreciation and amortization amounted to EUR 1.8 million, representing a 4% decrease compared to the previous year, while other operating expenses decreased by 9% to EUR 0.8 million.

During the first quarter of 2026, the net financial result amounted to EUR -0.2 million, remaining at the level of the comparable period of the previous year.

Despite inflationary and macroeconomic pressures, the implementation of an active operational efficiency management model resulted in a reduction across all categories of operating expenses, with the exception of staff costs. The increase in staff costs of EUR 0.5 million (+10%) is a consequence of enhanced employee benefits and higher employee satisfaction through the continued development of the remuneration tariff model and other incentive programmes introduced as of May 2025, while the impact of these measures was not recorded in the comparable period of the previous year. As a result, operating profit (EBITDA) amounted to EUR -2.7 million, representing a 6% decrease (-EUR 0.2 million). Loss before tax increased by EUR 0.1 million to EUR 4.6 million. The first quarter typically represents a small share of total annual revenues; therefore, its results are not indicative of full-year performance expectations.

As at 31 March 2026, the Group's total assets amounted to EUR 118.3 million, representing a 2% decrease compared to 31 December 2025. Total equity and reserves amounted to EUR 72.6 million, decreasing by 6% as a result of the net loss of EUR 4.6 million, which is typical for the first quarter of the year. Group's cash and cash equivalents amounted to EUR 9.5 million, representing a decrease of EUR 3.4 million compared to 31 December 2025, mainly due to the repayment of the short-term portion of debt and other short-term liabilities related to the preparation and opening of facilities in the reporting and upcoming period.

## RISKS IN BUSINESS

The tourism industry has been changing rapidly over recent years. This is a result of changes in travel patterns, the emergence of low-cost airlines and various online agencies, new technologies and changes in booking trends, as well as in the very expectations of guests. Considering that the tourism industry represents a business of global proportions, it is very closely linked to the real and financial economy, macroeconomic and geopolitical aspects, and environmental sustainability, the Company and the Group assess the probability of the occurrence of a particular risk at the macro and micro level for each segment of the business and its potential consequences, or impact on the business processes and systems of Liburnia.

Risk management aims to further encourage the creation of sustainable value and to assure the Company's and the Group's many stakeholders. The risk management process consists of the following steps: a) identification of potential risks in the business, b) analysis and assessment of the occurrence of identified risks, c) defining activities and responsibilities for effective risk management, d) supervision and monitoring of measures taken to eliminate and/or reduce the occurrence of risk events, and e) exchange of information on risk management results.

The Company and the Group, like most companies in the tourism sector, are exposed to several risks in daily business that can be divided into the following categories:

### 1) FINANCIAL RISKS

Financial risks include interest rate, credit, price and liquidity risk.

Part of the debt with banks contracted at variable interest rates exposes the Company to the risk of changing interest outflows at cash flow, while credit risk arises from money, term deposits and trade receivables. Credit risk is

minimized by arranging deals with customers who have an appropriate credit history, arranging prepayments or payments through security deposits and credit cards for individual customers. The Company and the Group also acquire insurance instruments for receivables (bills of exchange, promissory notes and guarantees) thus allaying the risks of non-performing of its claims for the services provided. The Company continuously monitors tour operators and travel agencies with which it does regular business, while actively checking their financial competencies, and in the end, it implements forced collection by activating insurance measures to collect its receivables.

The Company and the Group are not active participants in the capital markets in terms of trading with equity and debt securities, and therefore they are not significantly exposed to price risk.

Sound liquidity risk management ensures that the Company and Group maintain day-to-day control and provision of sufficient amounts of free cash through operating cash flows and adequate amounts of currently agreed and future credit lines to meet its obligations. Credit lines for 2026 are contracted with reputable financial institutions, while in general credit repayments are aligned with the period of significant cash inflows from operational activities. The Company and the Group monitor the level of available funds through daily cash and debt reports. Long-term cash flow forecasts, as well as annual (monthly) forecasts, are based on the set budget. After meeting the needs of working capital management the surplus is deposited in the treasury. From there the funds are invested in interest-bearing current accounts, time deposits, money market deposit accounts and marketable securities. Only instruments with suitable maturities and sufficient liquidity are selected, according to the forecast needs for liquid funds.

## 2) BUSINESS RISKS

The Company and the Group are exposed to business risks related to competitiveness and business stability. Since the Company and Group own real estate, this business model requires intensive capital engagement to maintain high-quality products and services. Capital-intensive investment projects in increasing the quality of services and products may exceed budget expectations, construction does not have to be completed on time, in the meantime, changes to urban planning regulations, other laws and fiscal policy may take effect and may lead to the opening of litigations with suppliers and contractors or inconsistent quality of work. These risks may adversely affect the Company's and Group's cost increase, as well as weaker cash flow and lower revenues.

Given that in conditions of a stable market almost 90% of the Company's guests are guests from abroad, the stability of macroeconomic indicators in their domicile countries is very important, where the price of goods and services that directly affect the purchasing power of guests play a significant role. The extreme seasonality of Croatian tourism as an industry poses a significant risk and impact on business results, as it leads to insufficient use of available tourist capacities and resources. Therefore, the Company and Group at all levels of management strive to develop the tourist offer, using its comparative advantages and expertise while pondering strategically about the development of the tourist product.

Without high-quality human resources management, the development of the Company and the Group is not possible, and the expansion of the labor market in recent years has identified risks related to deficit positions, the development of new knowledge and specific skills. The Company's and the Group's ability to provide support to its business may be impaired if the Company and the Group are unable to hire, train and retain the sufficient number of workers necessary for the realization of its business strategy and sustainable growth

and development, especially during the high demand period from June to September. Therefore, the Company and the Group continuously engage in a dialogue with social partners and ensure a high level of workers' rights, starting with wage competitiveness, motivation and reward systems, career development, health care programs and numerous training programs.

## 3) OTHER RISKS

The Company and the Group are exposed to operational risk, i.e., direct and indirect losses arising from the Company's and the Group's flawed internal and external processes. An incorrect assessment of a development opportunity may affect the Company's and the Group's ability to deliver business growth and long-term value for shareholders. Given the complexity of the organization, systematic work is being done on the analysis of data that actively monitors the Company's and the Group's business actions, thus providing a timely work frame for valid business decisions.

The Company and the Group are aware of the risk of exposure to cyber-attacks which may result in significant disruptions to operations and financial losses due to declining revenues, costs of repairing damage from attacks, and significant fines in the event of data security breaches, as well as the reliability of IT business solutions. Hence, the Company and the Group continuously work on their further development with a focus on data protection projects, improvement of existing and development and implementation of new business systems.

## CORPORATE GOVERNANCE

The Company and the Group continuously, to the greatest extent possible, develop and operate, in accordance with the good practice of corporate governance prescribed by the Croatian Financial Services Supervisory Agency (HANFA) and the Zagreb Stock Exchange d.d. Business strategy, policy, key acts and business practices have established governance standards, aimed at contributing to transparent and efficient business.

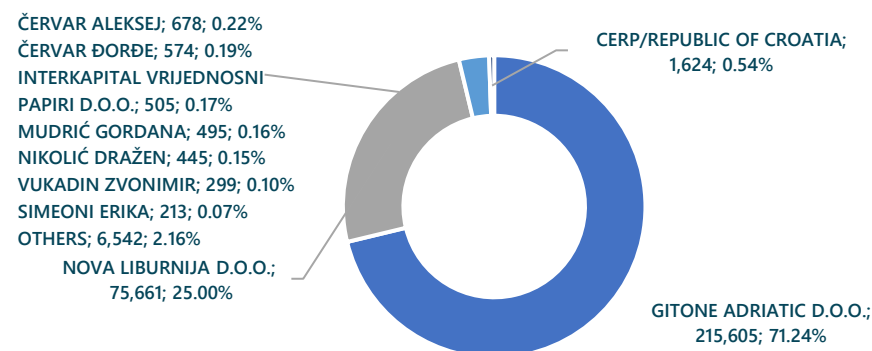
During the first quarter of 2026, for the most part, the Company has followed and applied the recommendations set out in the Code, disclosing all information as foreseen by the positive regulations and information beneficial for the interest of the Company's shareholders.

In accordance with the requirements of the Code, and in accordance with the provisions of the Companies Act (ZTD), the Supervisory Board conducts internal supervision of the Company with regular inspections of presented reports. Members of the Supervisory Board are regularly provided with detailed information on the management and operations of the Company. At the meetings of the Supervisory Board, all matters within the competence of that body prescribed by the Companies Act (ZTD) and the Statute of the Company are discussed and decided. In addition, the Supervisory Board performs internal control and oversight through the Audit Committee, which provides expert support to the Supervisory Board and the Management Board in the effective performance of corporate governance, risk management, financial reporting and control obligations of the Company and the Group.

Management ensures that the Company and the Group keep business and other books and business documentation, draw up bookkeeping documents, realistically assess assets and liabilities, compile financial and other reports in accordance with accounting regulations and standards and applicable laws and regulations.

The Company does not have a formal diversity policy in place regarding gender, age, education or profession in executive, managerial and supervisory bodies. Executive/managerial roles in the Company are appointed depending on the needs of specific business activities, requiring certain knowledge, professional qualification, and the capacity of potential role holder, without taking into account diversity with regards to gender or age. The Company also requires certain knowledge, education and capacity of potential job holders in these bodies in management and supervisory boards, and in accordance with the criteria and decisions of the Supervisory Board and the Assembly of the Company.

Overview of the largest shareholders of the Company on 31/3/2026:



In accordance with the Statute of the Company, shareholders' right to vote is not limited to a certain percentage or number of votes, nor are there time restrictions for exercising voting rights. Each ordinary share carries one vote at the General Assembly.

The Company's rights and obligations arising from the acquisition of its own shares are exercised following the provisions of the Companies Act. On 31/3/2026, the Company holds 4 of its own shares, while during the first quarter of 2026, the Company did not acquire its own shares.

Members of the Company's Management and Supervisory Board are not direct or indirect holders of the Company's shares in terms of the Companies Act, and thus do not represent significant holders of the Company's shares in terms of the Companies Act (ZTD) and the Corporate Governance Code, thereby ensuring their independence as provided by the applicable legislation. The Management Board of the Company shall be appointed and revoked by the Supervisory Board.

From 22 December 2025 to 9 March 2026, the Management Board of the Company operated in the composition of Mr. Davor Štampalija as President of the Management Board and Mr. Filip Močibob as Member of the Management Board. By decision of the Supervisory Board, Mr. Davor Štampalija was recalled from his position as President of the Management Board with effect from 9 March 2026, while continuing to serve as Member of the Management Board until the expiry of his appointed term. By the same decision, Ms. Zrinka Bokulić was appointed Member and President of the Management Board, with her mandate commencing on 9 March 2026.

The Authority of members of the Management Board is fully aligned with the provisions of the Companies Act and is regulated in more detail by the provisions of the Statute.

The Company's Assembly appoints and revokes the Supervisory Board, following the Statute of the Company and the Companies Act (ZTD), and on 31 March 2026 is composed of the following members:

- Mr. Johannes Böck, president,
- Ms. Dita Chrastilová, deputy,
- Mr. Daniel Michael Kartje, member,
- Mr. Philip Göth, member,
- Ms. Ana Odak, member,
- Mr. Alexander Paul Zinell, member,
- Mr. Davor Žic, member,
- Mr. Zdravko Ružić, member,
- Mr. Rikardo Gregov, member.

The independent members of the Supervisory Board are Ms. Dita Chrastilová, Mr. Philip Göth, and Mr. Alexander Paul Zinell.

During the first quarter of 2026, there was a change in the composition of the Company's Supervisory Board. Following the resignation of Mr. Danijel Jerman, received at the beginning of February, the shareholder Nova Liburnija d.o.o. appointed Mr. Zdravko Ružić as a new member of the Supervisory Board.

As a rule, the Management Board and the Supervisory Board work in meetings, by decision-making, all in accordance with the provisions of positive regulations. The General Assembly is convened, operates and has the authority in accordance with the provisions of the ZTD as well as the provisions of the Statute of the Company, and the invitation and proposals of decisions, as well as the decisions taken, are made public in accordance with the provisions of the Companies Act (ZTD), the Capital Market Act and the Rules of the Zagreb Stock Exchange d.d.

The rules on the appointment and revocation of members of the Management Board and members of the Supervisory Board are defined by the Statute, and in accordance with the provisions of the Companies Act (ZTD). The appointment rules do not contain any restrictions on diversity with regard to gender, age, education, profession and similar limitations.

Within the Supervisory Board, and for the purpose of ensuring the efficient performance of its duties as well as compliance with the requirements set out in the Audit Act and the Corporate Governance Code, the following committees were active during the first quarter of 2026: i) Audit Committee, composed of Mr. Johannes Böck (President), Mr. Philip Göth and Ms. Ana Odak (Members); ii) Strategic Development, Investment and Construction Committee, composed of Mr. Johannes Böck (President), Ms. Ana Odak and Ms. Sanjana Buć (Members); and iii) Procurement Committee, composed of Mr. Johannes Böck (President), Ms. Ana Odak and Ms. Admira Žakula (Members).

## STATEMENT OF RESPONSIBILITY OF THE MANAGEMENT BOARD FOR COMPILING THE ISSUER'S REPORTS

Opatija, 29<sup>th</sup> April 2026

The Management Board is required to prepare financial statements for each financial year that present fairly, in all material respects, the financial position of the Company and the Group and its performance and cash flows, in accordance with International Financial Reporting Standards adopted by the European Union and is responsible for keeping appropriate accounting records to prepare these financial statements at any time. The Management Board has the general responsibility for taking such steps as are reasonably available to them to safeguard the assets of the Company and Group and to prevent and detect fraud and other irregularities. Management is responsible for selecting appropriate accounting policies that are in line with applicable accounting standards and should be applied consistently thereafter; make reasonable and prudent judgments and estimates, prepare financial statements based on the going concern basis, unless it is inappropriate to presume that the Company and the Group will continue in business.

The Management Board is also responsible for the preparation and content of management reports and statements on the application of the Code of corporate governance, in accordance with the Croatian Accounting Act. The management report and the report of the corporate governance code for the period from 1.1.2026 to 31.3.2026 were approved for issuance by the Management Board.

Pursuant to Articles 462 to 471 of the Capital Market Act (Official Gazette 65/18, 17/20, 83/21, 151/22, 85/24, 126/25), the Management Board issues this statement: Unaudited consolidated and unconsolidated financial statements of Company and Group Liburnia Riviera Hoteli d.d. have been prepared in accordance with International Financial Reporting Standards (IFRS) and the Croatian Accounting Act.

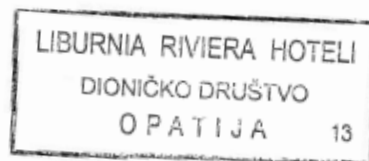
Unaudited consolidated and unconsolidated financial statements for the period from 1.1.2026 to 31.3.2026 give a true and fair view of the Company's and the Group's assets and liabilities, financial position, profit or loss.

The management report, together with the financial statements for the stated period, contains an objective presentation of the development and results of operations and the position of the Company and the Group, with a description of the most significant risks and uncertainties to which the Company and the Group are exposed.



Ms. Zrinka Bokulić,

President of the Management Board



Mr. Filip Močibob,

Member of the Management Board

**Annex 1****ISSUER'S GENERAL DATA**

Reporting period:  to   
 Year:   
 Quarter:

**Quarterly financial statements**

Registration number (MB):  Issuer's home Member State code:   
 Entity's registration number (MBS):   
 Personal identification number (OIB):  LEI:   
 Institution code:

Name of the issuer:

Postcode and town:

Street and house number:

E-mail address:

Web address:

Number of employees (end of the reporting period):

Consolidated report:  (KN-not consolidated/KD-consolidated)

Audited:  (RN-not audited/RD-audited)

Names of subsidiaries (according to IFRS): Registered office: MB:

<input type="text" value="AERIS d. o. o."/>	<input type="text" value="Opatija"/>	<input type="text" value="02214601"/>
---------------------------------------------	--------------------------------------	---------------------------------------

<input type="text" value="LIDO OPATIJA d.o.o."/>	<input type="text" value="Zagreb"/>	<input type="text" value="05476283"/>
--------------------------------------------------	-------------------------------------	---------------------------------------

<input type="text" value="KVARNER LIDO d.o.o."/>	<input type="text" value="Opatija"/>	<input type="text" value="02956721"/>
--------------------------------------------------	--------------------------------------	---------------------------------------

<input type="text" value="PROJEKT ZAPAD d.o.o."/>	<input type="text" value="Opatija"/>	<input type="text" value="02209578"/>
---------------------------------------------------	--------------------------------------	---------------------------------------

Bookkeeping firm:  (Yes/No)   
 (name of the bookkeeping firm)

Contact person:   
 (only name and surname of the contact person)

Telephone:

E-mail address:

Audit firm:   
 (name of the audit firm)

Certified auditor:   
 (name and surname)

**BALANCE SHEET**  
balance as at 31.3.2026

in EUR

Submitter: LIBURNIA RIVIERA HOTELI d.d.			
Item	ADP code	Last day of the preceding business year	At the reporting date of the current period
1	2	3	4
<b>A) RECEIVABLES FOR SUBSCRIBED CAPITAL UNPAID</b>	<b>001</b>	0,00	0,00
<b>B) FIXED ASSETS (ADP 003+010+020+031+036)</b>	<b>002</b>	105.190.317,51	104.615.551,06
<b>I INTANGIBLE ASSETS (ADP 004 to 009)</b>	<b>003</b>	7.731.504,36	7.657.508,42
1 Research and development	<b>004</b>	132.273,88	113.870,71
2 Concessions, patents, licences, trademarks, software and other rights	<b>005</b>	245.882,87	219.457,46
3 Goodwill	<b>006</b>	4.624.734,91	4.624.734,91
4 Advances for the purchase of intangible assets	<b>007</b>	0,00	0,00
5 Intangible assets in preparation	<b>008</b>	1.068.180,00	1.082.730,00
6 Other intangible assets	<b>009</b>	1.660.432,70	1.616.715,34
<b>II TANGIBLE ASSETS (ADP 011 to 019)</b>	<b>010</b>	95.293.019,26	94.790.064,06
1 Land	<b>011</b>	15.978.358,70	15.978.358,70
2 Buildings	<b>012</b>	60.725.254,78	59.887.555,61
3 Plant and equipment	<b>013</b>	2.165.633,40	2.127.454,48
4 Tools, working inventory and transportation assets	<b>014</b>	8.673.039,56	8.324.023,30
5 Biological assets	<b>015</b>	0,00	0,00
6 Advances for the purchase of tangible assets	<b>016</b>	153.533,42	184.177,33
7 Tangible assets in preparation	<b>017</b>	7.082.009,37	7.773.304,61
8 Other tangible assets	<b>018</b>	515.190,03	515.190,03
9 Investment property	<b>019</b>	0,00	0,00
<b>III FIXED FINANCIAL ASSETS (ADP 021 to 030)</b>	<b>020</b>	0,00	0,00
1 Investments in holdings (shares) of undertakings within the group	<b>021</b>	0,00	0,00
2 Investments in other securities of undertakings within the group	<b>022</b>	0,00	0,00
3 Loans, deposits, etc. to undertakings within the group	<b>023</b>	0,00	0,00
4. Investments in holdings (shares) of companies linked by virtue of participating interests	<b>024</b>	0,00	0,00
5 Investment in other securities of companies linked by virtue of participating interests	<b>025</b>	0,00	0,00
6 Loans, deposits etc. to companies linked by virtue of participating interests	<b>026</b>	0,00	0,00
7 Investments in securities	<b>027</b>	0,00	0,00
8 Loans, deposits, etc. given	<b>028</b>	0,00	0,00
9 Other investments accounted for using the equity method	<b>029</b>	0,00	0,00
10 Other fixed financial assets	<b>030</b>	0,00	0,00
<b>IV RECEIVABLES (ADP 032 to 035)</b>	<b>031</b>	0,00	0,00
1 Receivables from undertakings within the group	<b>032</b>	0,00	0,00
2 Receivables from companies linked by virtue of participating interests	<b>033</b>	0,00	0,00
3 Customer receivables	<b>034</b>	0,00	0,00
4 Other receivables	<b>035</b>	0,00	0,00
<b>V DEFERRED TAX ASSETS</b>	<b>036</b>	2.165.793,89	2.167.978,58
<b>C) CURRENT ASSETS (ADP 038+046+053+063)</b>	<b>037</b>	15.422.798,45	12.895.014,09
<b>I INVENTORIES (ADP 039 to 045)</b>	<b>038</b>	694.072,39	860.746,36
1 Raw materials and consumables	<b>039</b>	634.789,12	799.979,01
2 Work in progress	<b>040</b>	0,00	0,00
3 Finished goods	<b>041</b>	0,00	0,00
4 Merchandise	<b>042</b>	57.875,08	59.111,76
5 Advances for inventories	<b>043</b>	1.408,19	1.655,59
6 Fixed assets held for sale	<b>044</b>	0,00	0,00
7 Biological assets	<b>045</b>	0,00	0,00
<b>II RECEIVABLES (ADP 047 to 052)</b>	<b>046</b>	1.843.060,64	2.533.489,36
1 Receivables from undertakings within the group	<b>047</b>	0,00	0,00
2 Receivables from companies linked by virtue of participating interests	<b>048</b>	14.600,87	23.785,77
3 Customer receivables	<b>049</b>	1.453.429,62	1.949.715,90
4 Receivables from employees and members of the undertaking	<b>050</b>	14.251,75	16.091,70
5 Receivables from government and other institutions	<b>051</b>	335.655,36	281.559,26
6 Other receivables	<b>052</b>	25.123,04	262.336,73
<b>III CURRENT FINANCIAL ASSETS (ADP 054 to 062)</b>	<b>053</b>	0,00	0,00
1 Investments in holdings (shares) of undertakings within the group	<b>054</b>	0,00	0,00
2 Investments in other securities of undertakings within the group	<b>055</b>	0,00	0,00
3 Loans, deposits, etc. to undertakings within the group	<b>056</b>	0,00	0,00
4 Investments in holdings (shares) of companies linked by virtue of participating interests	<b>057</b>	0,00	0,00
5 Investment in other securities of companies linked by virtue of participating interests	<b>058</b>	0,00	0,00
6 Loans, deposits etc. to companies linked by virtue of participating interests	<b>059</b>	0,00	0,00
7 Investments in securities	<b>060</b>	0,00	0,00

8 Loans, deposits, etc. given	061	0,00	0,00
9 Other financial assets	062	0,00	0,00
IV CASH AT BANK AND IN HAND	063	12.885.665,42	9.500.778,37
D ) PREPAID EXPENSES AND ACCRUED INCOME	064	219.342,49	837.982,59
E) TOTAL ASSETS (ADP 001+002+037+064)	065	120.832.458,45	118.348.547,74
OFF-BALANCE SHEET ITEMS	066	6.610,51	7.877,71
<b>LIABILITIES</b>			
A) CAPITAL AND RESERVES (ADP 068 to 070+076+077+081+084+087)	067	77.206.721,72	72.619.823,23
I INITIAL (SUBSCRIBED) CAPITAL	068	92.305.505,00	92.305.505,00
II CAPITAL RESERVES	069	0,00	0,00
III RESERVES FROM PROFIT (ADP 071+072-073+074+075)	070	6.252.879,54	6.252.879,54
1 Legal reserves	071	5.975.016,94	5.975.016,94
2 Reserves for treasury shares	072	1.221,05	1.221,05
3 Treasury shares and holdings (deductible item)	073	-1.221,05	-1.221,05
4 Statutory reserves	074	0,00	0,00
5 Other reserves	075	277.862,60	277.862,60
IV REVALUATION RESERVES	076	0,00	0,00
V FAIR VALUE RESERVES AND OTHER (ADP 078 to 082)	077	0,00	0,00
1 Financial assets at fair value through other comprehensive income (i.e. available for sale)	078	0,00	0,00
2 Cash flow hedge - effective portion	079	0,00	0,00
3 Hedge of a net investment in a foreign operation - effective portion	080	0,00	0,00
4 Other fair value reserves	081	0,00	0,00
5 Exchange rate differences from translation of foreign operations (consolidation)	082	0,00	0,00
6 Exchange rate differences from translation into the presentation currency	083	0,00	0,00
VI RETAINED PROFIT OR LOSS BROUGHT FORWARD (ADP 084-085)	084	-25.198.130,39	-21.351.662,82
1 Retained profit	085	0,00	0,00
2 Loss brought forward	086	25.198.130,39	21.351.662,82
VII PROFIT OR LOSS FOR THE BUSINESS YEAR (ADP 087-088)	087	3.846.467,57	-4.586.898,49
1 Profit for the business year	088	3.846.467,57	0,00
2 Loss for the business year	089	0,00	4.586.898,49
VIII MINORITY (NON-CONTROLLING) INTEREST	090	0,00	0,00
B) PROVISIONS (ADP 091 to 096)	091	1.279.927,58	1.279.927,58
1 Provisions for pensions, termination benefits and similar obligations	092	311.682,34	311.682,34
2 Provisions for tax liabilities	093	0,00	0,00
3 Provisions for ongoing legal cases	094	968.245,24	968.245,24
4 Provisions for renewal of natural resources	095	0,00	0,00
5 Provisions for warranty obligations	096	0,00	0,00
6 Other provisions	097	0,00	0,00
C) LONG-TERM LIABILITIES (ADP 098 to 108)	098	28.570.912,96	28.595.533,85
1 Liabilities to undertakings within the group	099	0,00	0,00
2 Liabilities for loans, deposits, etc. of undertakings within the group	100	0,00	0,00
3 Liabilities to companies linked by virtue of participating interests	101	0,00	0,00
4 Liabilities for loans, deposits etc. of companies linked by virtue of participating interests	102	0,00	0,00
5 Liabilities for loans, deposits etc.	103	0,00	0,00
6 Liabilities to banks and other financial institutions	104	27.205.542,97	27.205.542,97
7 Liabilities for advance payments	105	0,00	0,00
8 Liabilities to suppliers	106	0,00	0,00
9 Liabilities for securities	107	0,00	0,00
10 Other long-term liabilities	108	1.365.369,99	1.389.990,88
11 Deferred tax liability	109	0,00	0,00
D) SHORT-TERM LIABILITIES (ADP 110 to 123)	110	13.700.480,77	15.414.244,88
1 Liabilities to undertakings within the group	111	243.215,43	243.806,92
2 Liabilities for loans, deposits, etc. of undertakings within the group	112	433.709,68	433.709,66
3 Liabilities to companies linked by virtue of participating interests	113	0,00	0,00
4 Liabilities for loans, deposits etc. of companies linked by virtue of participating interests	114	0,00	0,00
5 Liabilities for loans, deposits etc.	115	0,00	0,00
6 Liabilities to banks and other financial institutions	116	4.699.828,13	3.899.999,99
7 Liabilities for advance payments	117	1.716.447,31	3.847.538,34
8 Liabilities to suppliers	118	2.442.882,61	3.020.027,87
9 Liabilities for securities	119	0,00	0,00
10 Liabilities to employees	120	2.419.833,17	2.121.576,93
11 Taxes, contributions and similar liabilities	121	1.249.379,90	1.323.185,85
12 Liabilities arising from the share in the result	122	0,00	0,00
13 Liabilities arising from fixed assets held for sale	123	0,00	0,00
14 Other short-term liabilities	124	495.184,54	524.399,32
E) ACCRUALS AND DEFERRED INCOME	125	74.415,42	439.018,20
F) TOTAL - LIABILITIES (ADP 067+090+097+109+124)	126	120.832.458,45	118.348.547,74
G) OFF-BALANCE SHEET ITEMS	127	6.610,51	7.877,71

**STATEMENT OF PROFIT OR LOSS**  
for the period 1.1.2026 to 31.3.2026

in EUR

Submitter: LIBURNIA RIVIERA HOTELI d.d.					
Item	ADP code	Same period of the previous year		Current period	
		Cumulative	Quarter	Cumulative	Quarter
1	2	3	4	5	6
<b>I OPERATING INCOME (ADP 002 to 006)</b>	<b>001</b>	<b>6.542.217,37</b>	<b>6.542.217,37</b>	<b>6.564.543,54</b>	<b>6.564.543,54</b>
1 Income from sales with undertakings within the group	002	20.353,33	20.353,33	9.823,19	9.823,19
2 Income from sales (outside group)	003	6.040.110,24	6.040.110,24	6.114.908,55	6.114.908,55
3 Income from the use of own products, goods and services	004	0,00	0,00	0,00	0,00
4 Other operating income with undertakings within the group	005	44,25	44,25	4.620,00	4.620,00
5 Other operating income (outside the group)	006	481.709,55	481.709,55	435.191,80	435.191,80
<b>II OPERATING EXPENSES (ADP 08+009+013+017+018+019+022+029)</b>	<b>007</b>	<b>10.862.587,85</b>	<b>10.862.587,85</b>	<b>10.981.382,33</b>	<b>10.981.382,33</b>
1 Changes in inventories of work in progress and finished goods	008	0,00	0,00	0,00	0,00
2 Material costs (ADP 010 to 012)	009	3.575.333,80	3.575.333,80	3.361.542,60	3.361.542,60
a) Costs of raw materials and consumables	010	1.831.589,43	1.831.589,43	1.745.470,02	1.745.470,02
b) Costs of goods sold	011	4.542,40	4.542,40	3.046,22	3.046,22
c) Other external costs	012	1.739.201,97	1.739.201,97	1.613.026,36	1.613.026,36
3 Staff costs (ADP 014 to 016)	013	4.574.588,72	4.574.588,72	5.047.555,18	5.047.555,18
a) Net salaries and wages	014	3.132.039,46	3.132.039,46	3.412.013,31	3.412.013,31
b) Tax and contributions from salary costs	015	921.263,45	921.263,45	1.043.446,64	1.043.446,64
c) Contributions on salaries	016	521.285,81	521.285,81	592.095,23	592.095,23
4 Depreciation	017	1.829.462,26	1.829.462,26	1.762.955,37	1.762.955,37
5 Other costs	018	0,00	0,00	0,00	0,00
6 Value adjustments (ADP 020+021)	019	230,92	230,92	2.752,84	2.752,84
a) fixed assets other than financial assets	020	230,92	230,92	2.752,84	2.752,84
b) current assets other than financial assets	021	0,00	0,00	0,00	0,00
7 Provisions (ADP 023 to 028)	022	0,00	0,00	0,00	0,00
a) Provisions for pensions, termination benefits and similar obligations	023	0,00	0,00	0,00	0,00
b) Provisions for tax liabilities	024	0,00	0,00	0,00	0,00
c) Provisions for ongoing legal cases	025	0,00	0,00	0,00	0,00
d) Provisions for renewal of natural resources	026	0,00	0,00	0,00	0,00
e) Provisions for warranty obligations	027	0,00	0,00	0,00	0,00
f) Other provisions	028	0,00	0,00	0,00	0,00
8 Other operating expenses	029	882.972,15	882.972,15	806.576,34	806.576,34
<b>III FINANCIAL INCOME (ADP 031 to 040)</b>	<b>030</b>	<b>68.762,43</b>	<b>68.762,43</b>	<b>38.690,16</b>	<b>38.690,16</b>
1 Income from investments in holdings (shares) of undertakings within the group	031	0,00	0,00	0,00	0,00
2 Income from investments in holdings (shares) of companies linked by virtue of participating interests	032	0,00	0,00	0,00	0,00
3 Income from other long-term financial investment and loans granted to undertakings within the group	033	0,00	0,00	0,00	0,00
4 Other interest income from operations with undertakings within the group	034	18.804,09	18.804,09	64,04	64,04
5 Exchange rate differences and other financial income from operations with undertakings within the group	035	0,00	0,00	0,00	0,00
6 Income from other long-term financial investments and loans	036	0,00	0,00	0,00	0,00
7 Other interest income	037	49.958,34	49.958,34	38.626,12	38.626,12
8 Exchange rate differences and other financial income	038	0,00	0,00	0,00	0,00
9 Unrealised gains (income) from financial assets	039	0,00	0,00	0,00	0,00
10 Other financial income	040	0,00	0,00	0,00	0,00
<b>IV FINANCIAL EXPENSES (ADP 042 to 048)</b>	<b>041</b>	<b>250.542,40</b>	<b>250.542,40</b>	<b>210.934,55</b>	<b>210.934,55</b>
1 Interest expenses and similar expenses with undertakings within the group	042	0,00	0,00	0,00	0,00
2 Exchange rate differences and other expenses from operations with undertakings within the group	043	0,00	0,00	0,00	0,00
3 Interest expenses and similar expenses	044	248.063,05	248.063,05	209.783,87	209.783,87
4 Exchange rate differences and other expenses	045	0,00	0,00	0,00	0,00
5 Unrealised losses (expenses) from financial assets	046	0,00	0,00	0,00	0,00
6 Value adjustments of financial assets (net)	047	0,00	0,00	0,00	0,00
7 Other financial expenses	048	2.479,35	2.479,35	1.150,68	1.150,68
<b>V SHARE IN PROFIT FROM UNDERTAKINGS LINKED BY VIRTUE OF PARTICIPATING INTERESTS</b>	<b>049</b>	<b>0,00</b>	<b>0,00</b>	<b>0,00</b>	<b>0,00</b>
<b>VI SHARE IN PROFIT FROM JOINT VENTURES</b>	<b>050</b>	<b>0,00</b>	<b>0,00</b>	<b>0,00</b>	<b>0,00</b>
<b>VII SHARE IN LOSS OF COMPANIES LINKED BY VIRTUE OF PARTICIPATING INTEREST</b>	<b>051</b>	<b>0,00</b>	<b>0,00</b>	<b>0,00</b>	<b>0,00</b>
<b>VIII SHARE IN LOSS OF JOINT VENTURES</b>	<b>052</b>	<b>0,00</b>	<b>0,00</b>	<b>0,00</b>	<b>0,00</b>
<b>IX TOTAL INCOME (ADP 001+030+049 +050)</b>	<b>053</b>	<b>6.610.979,80</b>	<b>6.610.979,80</b>	<b>6.603.233,70</b>	<b>6.603.233,70</b>
<b>X TOTAL EXPENDITURE (ADP 007+041+051 + 052)</b>	<b>054</b>	<b>11.113.130,25</b>	<b>11.113.130,25</b>	<b>11.192.316,88</b>	<b>11.192.316,88</b>
<b>XI PRE-TAX PROFIT OR LOSS (ADP 053-054)</b>	<b>055</b>	<b>-4.502.150,45</b>	<b>-4.502.150,45</b>	<b>-4.589.083,18</b>	<b>-4.589.083,18</b>

1 Pre-tax profit (ADP 053-054)	056	0,00	0,00	0,00	0,00
2 Pre-tax loss (ADP 054-053)	057	-4.502.150,45	-4.502.150,45	-4.589.083,18	-4.589.083,18
<b>XII INCOME TAX</b>	<b>058</b>	-3.992,44	-3.992,44	-2.184,69	-2.184,69
<b>XIII PROFIT OR LOSS FOR THE PERIOD (ADP 055-059)</b>	<b>059</b>	<b>-4.498.158,01</b>	<b>-4.498.158,01</b>	<b>-4.586.898,49</b>	<b>-4.586.898,49</b>
1 Profit for the period (ADP 055-059)	060	0,00	0,00	0,00	0,00
2 Loss for the period (ADP 059-055)	061	-4.498.158,01	-4.498.158,01	-4.586.898,49	-4.586.898,49
<b>DISCONTINUED OPERATIONS (to be filled in by undertakings subject to IFRS only with discontinued operations)</b>					
<b>XIV PRE-TAX PROFIT OR LOSS OF DISCONTINUED OPERATIONS (ADP 063-064)</b>	<b>062</b>	<b>0,00</b>	<b>0,00</b>	<b>0,00</b>	<b>0,00</b>
1 Pre-tax profit from discontinued operations	063	0,00	0,00	0,00	0,00
2 Pre-tax loss on discontinued operations	064	0,00	0,00	0,00	0,00
<b>XV INCOME TAX OF DISCONTINUED OPERATIONS</b>	<b>065</b>	<b>0,00</b>	<b>0,00</b>	<b>0,00</b>	<b>0,00</b>
1 Discontinued operations profit for the period (ADP 062-065)	066	0,00	0,00	0,00	0,00
2 Discontinued operations loss for the period (ADP 065-062)	067	0,00	0,00	0,00	0,00
<b>TOTAL OPERATIONS (to be filled in only by undertakings subject to IFRS with discontinued operations)</b>					
<b>XVI PRE-TAX PROFIT OR LOSS (ADP 055+062)</b>	<b>068</b>	<b>0,00</b>	<b>0,00</b>	<b>0,00</b>	<b>0,00</b>
1 Pre-tax profit (ADP 068)	069	0,00	0,00	0,00	0,00
2 Pre-tax loss (ADP 068)	070	0,00	0,00	0,00	0,00
<b>XVII INCOME TAX (ADP 058+065)</b>	<b>071</b>	<b>0,00</b>	<b>0,00</b>	<b>0,00</b>	<b>0,00</b>
<b>XVIII PROFIT OR LOSS FOR THE PERIOD (ADP 068-071)</b>	<b>072</b>	<b>0,00</b>	<b>0,00</b>	<b>0,00</b>	<b>0,00</b>
1 Profit for the period (ADP 068-071)	073	0,00	0,00	0,00	0,00
2 Loss for the period (ADP 071-068)	074	0,00	0,00	0,00	0,00
<b>APPENDIX to the P&amp;L (to be filled in by undertakings that draw up consolidated annual financial statements)</b>					
<b>XIX PROFIT OR LOSS FOR THE PERIOD (ADP 076+077)</b>	<b>075</b>	<b>-4.498.158,01</b>	<b>-4.498.158,01</b>	<b>-4.586.898,49</b>	<b>-4.586.898,49</b>
1 Attributable to owners of the parent	076	-4.498.158,01	-4.498.158,01	-4.586.898,49	-4.586.898,49
2 Attributable to minority (non-controlling) interest	077	0,00	0,00	0,00	0,00
<b>STATEMENT OF OTHER COMPREHENSIVE INCOME (to be filled in by undertakings subject to IFRS)</b>					
<b>I PROFIT OR LOSS FOR THE PERIOD</b>	<b>078</b>	<b>-4.498.158,00</b>	<b>-4.498.158,00</b>	<b>-4.586.898,49</b>	<b>-4.586.898,49</b>
<b>II OTHER COMPREHENSIVE INCOME/LOSS BEFORE TAX (ADP 80+ 87)</b>	<b>079</b>	<b>0,00</b>	<b>0,00</b>	<b>0,00</b>	<b>0,00</b>
<b>III Items that will not be reclassified to profit or loss (ADP 081 to 085)</b>	<b>080</b>	<b>0,00</b>	<b>0,00</b>	<b>0,00</b>	<b>0,00</b>
1 Changes in revaluation reserves of fixed tangible and intangible assets	081	0,00	0,00	0,00	0,00
2 Gains or losses from subsequent measurement of equity instruments at fair value through other comprehensive income	082	0,00	0,00	0,00	0,00
3 Fair value changes of financial liabilities at fair value through statement of profit or loss, attributable to changes in their credit risk	083	0,00	0,00	0,00	0,00
4 Actuarial gains/losses on the defined benefit obligation	084	0,00	0,00	0,00	0,00
5 Other items that will not be reclassified	085	0,00	0,00	0,00	0,00
6 Income tax relating to items that will not be reclassified	086	0,00	0,00	0,00	0,00
<b>IV Items that may be reclassified to profit or loss (ADP 088 to 095)</b>	<b>087</b>	<b>0,00</b>	<b>0,00</b>	<b>0,00</b>	<b>0,00</b>
1 Exchange rate differences from translation of foreign operations	088	0,00	0,00	0,00	0,00
2 Exchange rate differences from translation into the presentation currency	089	0,00	0,00	0,00	0,00
3 Profit or loss arising from subsequent measurement of debt securities at fair value through other comprehensive income	090	0,00	0,00	0,00	0,00
4 Profit or loss arising from effective cash flow hedging	091	0,00	0,00	0,00	0,00
5 Profit or loss arising from effective hedge of a net investment in a foreign operation	092	0,00	0,00	0,00	0,00
6 Share in other comprehensive income/loss of companies linked by virtue of participating interests	093	0,00	0,00	0,00	0,00
7 Changes in fair value of the time value of an option	094	0,00	0,00	0,00	0,00
8 Changes in fair value of the forward elements of forward contracts	095	0,00	0,00	0,00	0,00
9 Other items that may be reclassified to profit or loss	096	0,00	0,00	0,00	0,00
10 Income tax relating to items that may be reclassified to profit or loss		0,00	0,00	0,00	0,00
<b>V NET OTHER COMPREHENSIVE INCOME OR LOSS (ADP 080+087- 086 - 096)</b>	<b>097</b>	<b>0,00</b>	<b>0,00</b>	<b>0,00</b>	<b>0,00</b>
<b>VI COMPREHENSIVE INCOME OR LOSS FOR THE PERIOD (ADP 078+097)</b>	<b>098</b>	<b>-4.498.158,00</b>	<b>-4.498.158,00</b>	<b>-4.586.898,49</b>	<b>-4.586.898,49</b>
<b>APPENDIX to the Statement on comprehensive income (to be filled in by undertakings that draw up consolidated statements)</b>					
<b>VI COMPREHENSIVE INCOME OR LOSS FOR THE PERIOD (ADP 100+101)</b>	<b>099</b>	<b>-4.498.158,01</b>	<b>-4.498.158,01</b>	<b>-4.586.898,49</b>	<b>-4.586.898,49</b>
1 Attributable to owners of the parent	100	-4.498.158,01	-4.498.158,01	-4.586.898,49	-4.586.898,49
2 Attributable to minority (non-controlling) interest	101	0,00	0,00	0,00	0,00

**STATEMENT OF CASH FLOWS - indirect method**  
for the period 1.1.2026 to 31.3.2026

in EUR

Submitter: LIBURNIA RIVIERA HOTELI d.d.			
Item	ADP code	Same period of the previous year	Current period
1	2	3	4
<b>Cash flow from operating activities</b>			
1 Pre-tax profit	001	-4.502.150,45	-4.589.083,18
2 Adjustments (ADP 003 to 010):	002	2.025.752,62	1.927.707,50
a) Depreciation	003	1.829.462,26	1.762.955,37
b) Gains and losses from sale and value adjustment of fixed tangible and intangible assets	004	70,00	-2.178,42
c) Gains and losses from sale and unrealised gains and losses and value adjustment of financial assets	005	0,00	0,00
d) Interest and dividend income	006	-68.762,43	-38.690,16
e) Interest expenses	007	248.063,05	209.783,87
f) Provisions	008	0,00	0,00
g) Exchange rate differences (unrealised)	009	0,00	0,00
h) Other adjustments for non-cash transactions and unrealised gains and losses	010	16.919,74	-4.163,16
<b>I Cash flow increase or decrease before changes in working capital (ADP 001+002)</b>	<b>011</b>	<b>-2.476.397,83</b>	<b>-2.661.375,68</b>
3 Changes in the working capital (ADP 013 to 016)	012	2.141.886,51	1.409.871,03
a) Increase or decrease in short-term liabilities	013	2.365.626,55	2.885.549,78
b) Increase or decrease in short-term receivables	014	-209.624,61	-1.309.004,78
c) Increase or decrease in inventories	015	-14.115,43	-166.673,97
d) Other increase or decrease in working capital	016	0,00	0,00
<b>II Cash from operations (ADP 011+012)</b>	<b>017</b>	<b>-334.511,32</b>	<b>-1.251.504,65</b>
4 Interest paid	018	-753.329,44	-509.612,00
5 Income tax paid	019	0,00	0,00
<b>A) NET CASH FLOW FROM OPERATING ACTIVITIES (ADP 017 to 019)</b>	<b>020</b>	<b>-1.087.840,76</b>	<b>-1.761.116,65</b>
<b>Cash flow from investment activities</b>			
1 Cash receipts from sales of fixed tangible and intangible assets	021	1.162,45	0,00
2 Cash receipts from sales of financial instruments	022	0,00	0,00
3 Interest received	023	49.958,34	38.626,12
4 Dividends received	024	0,00	0,00
5 Cash receipts from repayment of loans and deposits	025	0,00	0,00
6 Other cash receipts from investment activities	026	0,00	0,00
<b>III Total cash receipts from investment activities (ADP 021 to 026)</b>	<b>027</b>	<b>51.120,79</b>	<b>38.626,12</b>
1 Cash payments for the purchase of fixed tangible and intangible assets	028	-416.781,42	-1.155.041,79
2 Cash payments for the acquisition of financial instruments	029	0,00	0,00
3 Cash payments for loans and deposits for the period	030	-1.000,00	0,00
4 Acquisition of a subsidiary, net of cash acquired	031	0,00	0,00
5 Other cash payments from investment activities	032	0,00	0,00
<b>IV Total cash payments from investment activities (ADP 028 to 032)</b>	<b>033</b>	<b>-417.781,42</b>	<b>-1.155.041,79</b>
<b>B) NET CASH FLOW FROM INVESTMENT ACTIVITIES (ADP 027 +033)</b>	<b>034</b>	<b>-366.660,63</b>	<b>-1.116.415,67</b>
<b>Cash flow from financing activities</b>			
1 Cash receipts from the increase in initial (subscribed) capital	035	0,00	0,00
2 Cash receipts from the issue of equity financial instruments and debt financial instruments	036	0,00	0,00
3 Cash receipts from credit principals, loans and other borrowings	037	0,00	0,00
4 Other cash receipts from financing activities	038	0,00	0,00
<b>V Total cash receipts from financing activities (ADP 035 to 038)</b>	<b>039</b>	<b>0,00</b>	<b>0,00</b>
1 Cash payments for the repayment of credit principals, loans and other borrowings and debt financial instruments	040	-500.000,00	-500.000,00
2 Cash payments for dividends	041	0,00	0,00
3 Cash payments for finance lease	042	-6.965,69	-7.354,73
4 Cash payments for the redemption of treasury shares and decrease in initial (subscribed) capital	043	0,00	0,00
5 Other cash payments from financing activities	044	0,00	0,00
<b>VI Total cash payments from financing activities (ADP 040 to 044)</b>	<b>045</b>	<b>-506.965,69</b>	<b>-507.354,73</b>
<b>C) NET CASH FLOW FROM FINANCING ACTIVITIES (ADP 039 +045)</b>	<b>046</b>	<b>-506.965,69</b>	<b>-507.354,73</b>
1 Unrealised exchange rate differences in respect of cash and cash equivalents	047	0,00	0,00
<b>D) NET INCREASE OR DECREASE IN CASH FLOWS (ADP 020+034+046+047)</b>	<b>048</b>	<b>-1.961.467,08</b>	<b>-3.384.887,05</b>
<b>E) CASH AND CASH EQUIVALENTS AT THE BEGINNING OF THE PERIOD</b>	<b>049</b>	<b>9.774.100,00</b>	<b>12.885.665,42</b>
<b>F) CASH AND CASH EQUIVALENTS AT THE END OF THE PERIOD (ADP 048+049)</b>	<b>050</b>	<b>7.812.632,92</b>	<b>9.500.778,37</b>

**STATEMENT OF CHANGES IN EQUITY**  
for the period from 1.1.2026 to 31.3.2026

in EUR

Item	ADP code	Attributable to owners of the parent																			Minority (non-controlling) interest	Total capital and reserves
		Initial (subscribed) capital	Capital reserves	Legal reserves	Reserves for treasury shares	Treasury shares and holdings (deductible item)	Statutory reserves	Other reserves	Revaluation reserves	Financial assets at fair value through other comprehensive income (available for sale)	Cash flow hedge - effective portion	Hedge of a net investment in a foreign operation - effective portion	Other fair value reserves	Exchange rate differences from translation of foreign operations	Exchange rate differences from translation into the presentation currency	Retained profit loss brought forward	Profit/loss for the business year	Total attributable to owners of the parent				
1	2	3	4	5	6	7	8	9	10	11	12	13	14	15	16	17	18	19 (3 to 6 + 7 + 8 to 18)	20	21 (19+20)		
<b>Previous period</b>																						
1 Balance on the first day of the previous business year	01	92.305.505,00	0,00	5.975.016,94	1.221,05	1.221,05	0,00	277.862,60	0,00	0,00	0,00	0,00	0,00	0,00	-24.983.968,07	0,00	0,00	73.574.416,47		73.574.416,47		
2 Changes in accounting policies	02	0,00	0,00	0,00	0,00	0,00	0,00	0,00	0,00	0,00	0,00	0,00	0,00	0,00	0,00	0,00	0,00	0,00		0,00		
3 Correction of errors	03	0,00	0,00	0,00	0,00	0,00	0,00	0,00	0,00	0,00	0,00	0,00	0,00	0,00	0,00	0,00	0,00	0,00		0,00		
4 Balance on the first day of the previous business year (restated) (ADP 01 to 03)	04	92.305.505,00	0,00	5.975.016,94	1.221,05	1.221,05	0,00	277.862,60	0,00	0,00	0,00	0,00	0,00	0,00	-24.983.968,07	0,00	0,00	73.574.416,47	0,00	73.574.416,47		
5 Profit/loss of the period	05	0,00	0,00	0,00	0,00	0,00	0,00	0,00	0,00	0,00	0,00	0,00	0,00	0,00	0,00	0,00	-4.498.158,01	-4.498.158,01		-4.498.158,01		
6 Exchange rate differences from translation of Foreign operations	06	0,00	0,00	0,00	0,00	0,00	0,00	0,00	0,00	0,00	0,00	0,00	0,00	0,00	0,00	0,00	0,00	0,00		0,00		
7 Changes in revaluation reserves of fixed tangible and intangible assets	07	0,00	0,00	0,00	0,00	0,00	0,00	0,00	0,00	0,00	0,00	0,00	0,00	0,00	0,00	0,00	0,00	0,00		0,00		
8 Profit or loss arising from subsequent measurement of financial assets at fair value through other comprehensive income (available for sale)	08	0,00	0,00	0,00	0,00	0,00	0,00	0,00	0,00	0,00	0,00	0,00	0,00	0,00	0,00	0,00	0,00	0,00		0,00		
9 Profit or loss arising from effective cash flow hedge	09	0,00	0,00	0,00	0,00	0,00	0,00	0,00	0,00	0,00	0,00	0,00	0,00	0,00	0,00	0,00	0,00	0,00		0,00		
10 Profit or loss arising from effective hedge of a net investment in a foreign operation	10	0,00	0,00	0,00	0,00	0,00	0,00	0,00	0,00	0,00	0,00	0,00	0,00	0,00	0,00	0,00	0,00	0,00		0,00		
11 Share in other comprehensive income/loss of companies linked by virtue of participating interests	11	0,00	0,00	0,00	0,00	0,00	0,00	0,00	0,00	0,00	0,00	0,00	0,00	0,00	0,00	0,00	0,00	0,00		0,00		
12 Actuarial gains/losses on the defined benefit obligation	12	0,00	0,00	0,00	0,00	0,00	0,00	0,00	0,00	0,00	0,00	0,00	0,00	0,00	0,00	0,00	0,00	0,00		0,00		
13 Other changes in equity unrelated to owners	13	0,00	0,00	0,00	0,00	0,00	0,00	0,00	0,00	0,00	0,00	0,00	0,00	0,00	0,00	0,00	0,00	0,00		0,00		
14 Tax on transactions recognised directly in equity	14	0,00	0,00	0,00	0,00	0,00	0,00	0,00	0,00	0,00	0,00	0,00	0,00	0,00	0,00	0,00	0,00	0,00		0,00		
15 Decrease in initial (subscribed) capital (other than that arising from the pre-bankruptcy settlement procedure and arising from the reinvestment of profit)	15																	0,00		0,00		
16 Decrease in initial (subscribed) capital arising from the pre-bankruptcy settlement procedure	16																	0,00		0,00		
17 Decrease in initial (subscribed) capital arising from the reinvestment of profit	17																	0,00		0,00		
18 Redemption of treasury shares/holdings	18																	0,00		0,00		
19 Payments from members/shareholders	19																	0,00		0,00		
20 Payment of share in profit/dividend	20																	0,00		0,00		
21 Other distributions and payments to members/shareholders	21																	0,00		0,00		
22 Transfer to reserves according to the annual schedule	22																	0,00		0,00		
23 Increase in reserves arising from the pre-bankruptcy settlement procedure	23																	0,00		0,00		
24 Balance on the last day of the previous business year reporting period (ADP 04 to 23)	24	92.305.505,00	0,00	5.975.016,94	1.221,05	1.221,05	0,00	277.862,60	0,00	0,00	0,00	0,00	0,00	0,00	-24.983.968,07	0,00	-4.498.158,01	69.076.258,46	0,00	69.076.258,46		
<b>APPENDIX TO THE STATEMENT OF CHANGES IN EQUITY (to be filled in by undertakings that draw up financial statements in accordance with the IFRS)</b>																						
I OTHER COMPREHENSIVE INCOME OF THE PREVIOUS PERIOD, NET OF TAX (ADP 08 to 14)	25	0,00	0,00	0,00	0,00	0,00	0,00	0,00	0,00	0,00	0,00	0,00	0,00	0,00	0,00	0,00	0,00	0,00	0,00	0,00		
II COMPREHENSIVE INCOME OR LOSS FOR THE PREVIOUS PERIOD (ADP 05+25)	26	0,00	0,00	0,00	0,00	0,00	0,00	0,00	0,00	0,00	0,00	0,00	0,00	0,00	0,00	0,00	-4.498.158,01	-4.498.158,01	0,00	-4.498.158,01		
III TRANSACTIONS WITH OWNERS IN THE PREVIOUS PERIOD RECOGNISED DIRECTLY IN EQUITY (ADP 15 to 23)	27	0,00	0,00	0,00	0,00	0,00	0,00	0,00	0,00	0,00	0,00	0,00	0,00	0,00	0,00	0,00	0,00	0,00	0,00	0,00		
<b>Current period</b>																						
1 Balance on the first day of the current business year	28	92.305.505,00	0,00	5.975.016,94	1.221,05	1.221,05	0,00	277.862,60	0,00	0,00	0,00	0,00	0,00	0,00	-21.351.662,82	0,00	0,00	77.206.721,72		77.206.721,72		
2 Changes in accounting policies	29	0,00	0,00	0,00	0,00	0,00	0,00	0,00	0,00	0,00	0,00	0,00	0,00	0,00	0,00	0,00	0,00	0,00		0,00		
3 Correction of errors	30	0,00	0,00	0,00	0,00	0,00	0,00	0,00	0,00	0,00	0,00	0,00	0,00	0,00	0,00	0,00	0,00	0,00		0,00		
4 Balance on the first day of the current business year (restated) (ADP 28 to 30)	31	92.305.505,00	0,00	5.975.016,94	1.221,05	1.221,05	0,00	277.862,60	0,00	0,00	0,00	0,00	0,00	0,00	-21.351.662,82	0,00	0,00	77.206.721,72	0,00	77.206.721,72		
5 Profit/loss of the period	32	0,00	0,00	0,00	0,00	0,00	0,00	0,00	0,00	0,00	0,00	0,00	0,00	0,00	0,00	0,00	-4.586.898,49	-4.586.898,49		-4.586.898,49		
6 Exchange rate differences from translation of Foreign operations	33	0,00	0,00	0,00	0,00	0,00	0,00	0,00	0,00	0,00	0,00	0,00	0,00	0,00	0,00	0,00	0,00	0,00		0,00		
7 Changes in revaluation reserves of fixed tangible and intangible assets	34	0,00	0,00	0,00	0,00	0,00	0,00	0,00	0,00	0,00	0,00	0,00	0,00	0,00	0,00	0,00	0,00	0,00		0,00		
8 Profit or loss arising from subsequent measurement of financial assets at fair value through other comprehensive income (available for sale)	35	0,00	0,00	0,00	0,00	0,00	0,00	0,00	0,00	0,00	0,00	0,00	0,00	0,00	0,00	0,00	0,00	0,00		0,00		
9 Profit or loss arising from effective cash flow hedge	36	0,00	0,00	0,00	0,00	0,00	0,00	0,00	0,00	0,00	0,00	0,00	0,00	0,00	0,00	0,00	0,00	0,00		0,00		
10 Profit or loss arising from effective hedge of a net investment in a foreign operation	37	0,00	0,00	0,00	0,00	0,00	0,00	0,00	0,00	0,00	0,00	0,00	0,00	0,00	0,00	0,00	0,00	0,00		0,00		
11 Share in other comprehensive income/loss of companies linked by virtue of participating interests	38	0,00	0,00	0,00	0,00	0,00	0,00	0,00	0,00	0,00	0,00	0,00	0,00	0,00	0,00	0,00	0,00	0,00		0,00		
12 Actuarial gains/losses on the defined benefit obligation	39	0,00	0,00	0,00	0,00	0,00	0,00	0,00	0,00	0,00	0,00	0,00	0,00	0,00	0,00	0,00	0,00	0,00		0,00		
13 Other changes in equity unrelated to owners	40	0,00	0,00	0,00	0,00	0,00	0,00	0,00	0,00	0,00	0,00	0,00	0,00	0,00	0,00	0,00	0,00	0,00		0,00		
14 Tax on transactions recognised directly in equity	41	0,00	0,00	0,00	0,00	0,00	0,00	0,00	0,00	0,00	0,00	0,00	0,00	0,00	0,00	0,00	0,00	0,00		0,00		
15 Decrease in initial (subscribed) capital (other than that arising from the pre-bankruptcy settlement procedure and arising from the reinvestment of profit)	42																	0,00		0,00		
16 Decrease in initial (subscribed) capital arising from the pre-bankruptcy settlement procedure	43																	0,00		0,00		
17 Decrease in initial (subscribed) capital arising from the reinvestment of profit	44																	0,00		0,00		
18 Redemption of treasury shares/holdings	45																	0,00		0,00		
19 Payments from members/shareholders	46																	0,00		0,00		
20 Payment of share in profit/dividend	47																	0,00		0,00		
21 Other distributions and payments to members/shareholders	48																	0,00		0,00		
22 Carryforward per annual plan	49																	0,00		0,00		
23 Increase in reserves arising from the pre-bankruptcy settlement procedure	50																	0,00		0,00		
24 Balance on the last day of the current business year reporting period (ADP 31 to 50)	51	92.305.505,00	0,00	5.975.016,94	1.221,05	1.221,05	0,00	277.862,60	0,00	0,00	0,00	0,00	0,00	0,00	-21.351.662,82	0,00	-4.586.898,49	72.619.823,23	0,00	72.619.823,23		
<b>APPENDIX TO THE STATEMENT OF CHANGES IN EQUITY (to be filled in by undertakings that draw up financial statements in accordance with the IFRS)</b>																						
I OTHER COMPREHENSIVE INCOME FOR THE CURRENT PERIOD, NET OF TAX (ADP 33 to 41)	52	0,00	0,00	0,00	0,00	0,00	0,00	0,00	0,00	0,00	0,00	0,00	0,00	0,00	0,00	0,00	0,00	0,00	0,00	0,00		
II COMPREHENSIVE INCOME OR LOSS FOR THE CURRENT PERIOD (ADP 32+52)	53	0,00	0,00	0,00	0,00	0,00	0,00	0,00	0,00	0,00	0,00	0,00	0,00	0,00	0,00	0,00	-4.586.898,49	-4.586.898,49	0,00	-4.586.898,49		
III TRANSACTIONS WITH OWNERS IN THE CURRENT PERIOD RECOGNISED DIRECTLY IN EQUITY (ADP 42 to 50)	54	0,00	0,00	0,00	0,00	0,00	0,00	0,00	0,00	0,00	0,00	0,00	0,00	0,00	0,00	0,00	0,00	0,00	0,00	0,00		

## NOTES TO FINANCIAL STATEMENTS - TFI

(Drawn up for quarterly reporting periods)

Name of the issuer: LIBURNIA RIVIERA HOTELI d.d. (consolidated)

Personal identification number (OIB): 1557308024

Reporting period: from 1.1.2026 to 31.3.2026

Notes to financial statements for quarterly periods include:

a) explanation of business events relevant to understanding changes in the statement of financial position and financial performance for the reporting quarterly period of the issuer with respect to the last business year: information is provided regarding these events and relevant information published in the last annual financial statement is updated (items 15 to 15C IAS 34 - Interim financial reporting)

The Group's financial statements have been prepared in accordance with International Financial Reporting Standards as adopted by the European Union (IFRS). They are made using the historical cost method. Significant business events and transactions in the observed period are explained in the report "Business results from 1.1.2026 to 31.3.2026" which was published simultaneously with this document on the Company's website as well as on the website of the Zagreb Stock Exchange and submitted to the Official Register at the Croatian Financial Services Supervisory Agency.

b) information on the access to the latest annual financial statements, for the purpose of understanding information published in the notes to financial statements drawn up for the semi-annual reporting period

Report "Business results from 1.1.2026 to 31.3.2026" as well as all officially published reports so far are available on the website of the Zagreb Stock Exchange and on the Company's website.

Audited annual reports of Liburnia Riviera Hotels d.d. for 2025 are available on the website of the Zagreb Stock Exchange as well as on the Company's website ([www.liburnia.hr](http://www.liburnia.hr), [www.hanfa.hr](http://www.hanfa.hr), [www.zse.hr](http://www.zse.hr)).

c) a statement explaining that the same accounting policies are applied while drawing up financial statements for the semi-annual reporting period as in the latest annual financial statements or, in the case where the accounting policies have changed, a description of the nature and effect of the changes (item 16.A (a) IAS 34 - Interim financial reporting)

The Group declares that the accounting policies applied in the preparation of the financial statements for the reporting period ending on 31.3.2026 are identical to those applied in the last published annual audited financial statements.

d) a description of the financial performance in the case of the issuer whose business is seasonal (items 37 and 38 IAS 34 - Interim financial reporting)

Report "Business results from 1.1.2026 to 31.3.2026" as well as all officially published reports so far are available on the website of the Zagreb Stock Exchange and on the Company's website ([www.liburnia.hr](http://www.liburnia.hr), [www.hanfa.hr](http://www.hanfa.hr), [www.zse.hr](http://www.zse.hr)).

e) other comments prescribed by IAS 34 - Interim financial reporting

All other announcements can be found in the Report "Business Results from 1.1.2026 until 31.3.2026" which is available on the website of the Zagreb Stock Exchange and on the Company's website ([www.liburnia.hr](http://www.liburnia.hr), [www.hanfa.hr](http://www.hanfa.hr), [www.zse.hr](http://www.zse.hr)).

f) in the notes to quarterly periods financial statements, in addition to the information stated above, information in respect of the following matters shall be disclosed:

1. undertaking's name, registered office (address), legal form, country of establishment, entity's registration number and, if applicable, the indication whether the undertaking is undergoing liquidation, bankruptcy proceedings, shortened termination proceedings or extraordinary administration

Name of the issuer: LIBURNIA RIVIERA HOTELI d.d.

Headquarters: Maršala Tita 198, 51410 Opatija

Legal form: joint stock company

Country of establishment: Republic of Croatia

OIB: 1557308024

Statistic number of the subject: 040008080

2. adopted accounting policies (only an indication of whether there has been a change from the previous period)

No changes were applied to the accounting policies.

3. the total amount of any financial commitments, guarantees or contingencies that are not included in the balance sheet, and an indication of the nature and form of any valuable security which has been provided; any commitments concerning pensions of the undertaking within the group or company linked by virtue of participating interest shall be disclosed separately

All financial liabilities of the Company are included in the balance sheet.

4. the amount and nature of individual items of income or expenditure which are of exceptional size or incidence

Details are available in the published report "Business results from 1.1.2026 until 31.3.2026"

5. amounts owed by the undertaking and falling due after more than five years, as well as the total debts of the undertaking covered by valuable security furnished by the undertaking, specifying the type and form of security

On 31.3.2026 long-term and short-term loans liabilities and liabilities under operational and financial lease contracts of the Group amounted to EUR 32,210 thousand of which EUR 9,246 thousand matures after more than 5 years.

Bank loans are secured primarily by mortgages on the real estate, while lease liabilities are secured by issued debentures.

Liabilities for leases according to IFRS 16 as of 31.3.2026, based on signed concession agreements, amount to EUR 912 thousand, of which EUR 584 thousand is due after more than 5 years.

6. average number of employees during the financial year

The average number of employees in the period from 1.1.2026 to 31.3.2026 was 771.

7. where, in accordance with the regulations, the undertaking capitalized on the cost of salaries in part or in full, information on the amount of the total cost of employees during the year broken down into the amount directly debiting the costs of the period and the amount capitalized on the value of the assets during the period, showing separately the total amount of net salaries and the amount of taxes, contributions from salaries and contributions on salaries

During the period from 1.1.2026 to 31.3.2026 the Group capitalized salary expenses in the amount of EUR 20 thousand.

8. where a provision for deferred tax is recognized in the balance sheet, the deferred tax balances at the end of the financial year, and the movement in those balances during the financial year

Deferred tax assets amounted to EUR 2,168 thousand, increasing by EUR 2 thousand, primarily due to an increase in the tax base in the first quarter of 2026 arising from temporarily non-deductible expenses.

9. the name and registered office of each of the undertakings in which the undertaking, either itself or through a person acting in their own name but on the undertaking's behalf, holds a participating interest, showing the proportion of the capital held, the amount of capital and reserves, and the profit or loss for the latest financial year of the undertaking concerned for which financial statements have been adopted; the information concerning capital and reserves and the profit or loss may be omitted where the undertaking concerned does not publish its balance sheet and is not controlled by another undertaking

The Company holds 100% ownership in the following limited liability companies, which are included in the consolidation: a) Aeris d.o.o., headquartered at Ulica maršala Tita 198, Opatija; b) Lido Opatija d.o.o., headquartered

at Ulica Andrije Hebranga 32, Zagreb; c) Projekt Zapad d.o.o., headquartered at Ulica maršala Tita 198, Opatija; d) Kvarner Lido d.o.o., headquartered at Park Angiolina 1A, Opatija.

10. the number and the nominal value or, in the absence of a nominal value, the accounting par value of the shares subscribed during the financial year within the limits of the authorized capital

During the business year, there were no new share subscriptions.

11. the existence of any participation certificates, convertible debentures, warrants, options or similar securities or rights, with an indication of their number and the rights they confer

There are no certificates of participation, convertible debentures, guarantees, options or similar securities or rights related to the reporting period.

12. the name, registered office and legal form of each of the undertakings of which the undertaking is a member having unlimited liability

Not applicable.

13. the name and registered office of the undertaking which draws up the consolidated financial statements of the largest group of undertakings of which the undertaking forms part as a controlled group member

Not applicable.

14. the name and registered office of the undertaking which draws up the consolidated financial statements of the smallest group of undertakings of which the undertaking forms part as a controlled group member and which is also included in the group of undertakings referred to in point 13

Not applicable.

15. the place where copies of the consolidated financial statements referred to in points 13 and 14 may be obtained, provided that they are available

Not applicable.

16. the nature and business purpose of the undertaking's arrangements that are not included in the balance sheet and the financial impact on the undertaking of those arrangements, provided that the risks or benefits arising from such arrangements are material and in so far as the disclosure of such risks or benefits is necessary for the purposes of assessing the financial position of the undertaking

There are no arrangements with companies that are not included in the financial statements as of 31.3.2026.

17. the nature and the financial effect of material events arising after the balance sheet date which are not reflected in the profit and loss account or balance sheet

There are no events with material effect in the financial position after the balance date.

**Annex 1****ISSUER'S GENERAL DATA**

Reporting period:  to   
 Year:   
 Quarter:

**Quarterly financial statements**

Registration number (MB):  Issuer's home Member State code:   
 Entity's registration number (MBS):   
 Personal identification number (OIB):  LEI:   
 Institution code:

Name of the issuer:

Postcode and town:

Street and house number:

E-mail address:

Web address:

Number of employees (end of the reporting period):

Consolidated report:  (KN-not consolidated/KD-consolidated)

Audited:  (RN-not audited/RD-audited)

Names of subsidiaries (according to IFRS): Registered office: MB:

Names of subsidiaries (according to IFRS):	Registered office:	MB:

Bookkeeping firm:  (Yes/No)   
 (name of the bookkeeping firm)

Contact person:   
 (only name and surname of the contact person)

Telephone:

E-mail address:

Audit firm:   
 (name of the audit firm)

Certified auditor:   
 (name and surname)

**BALANCE SHEET**  
balance as at 31.3.2026

in EUR

Submitter: LIBURNIA RIVIERA HOTELI d.d.			
Item	ADP code	Last day of the preceding business year	At the reporting date of the current period
1	2	3	4
<b>A) RECEIVABLES FOR SUBSCRIBED CAPITAL UNPAID</b>	<b>001</b>	0,00	0,00
<b>B) FIXED ASSETS (ADP 003+010+020+031+036)</b>	<b>002</b>	103.495.809,67	103.130.343,92
<b>I INTANGIBLE ASSETS (ADP 004 to 009)</b>	<b>003</b>	2.951.772,67	2.887.183,61
1 Research and development	004	117.942,86	104.399,59
2 Concessions, patents, licences, trademarks, software and other rights	005	244.534,85	218.558,84
3 Goodwill	006	0,00	0,00
4 Advances for the purchase of intangible assets	007	0,00	0,00
5 Intangible assets in preparation	008	1.068.180,00	1.082.730,00
6 Other intangible assets	009	1.521.114,96	1.481.495,18
<b>II TANGIBLE ASSETS (ADP 011 to 019)</b>	<b>010</b>	88.877.783,75	88.446.046,80
1 Land	011	15.978.358,70	15.978.358,70
2 Buildings	012	58.124.214,08	57.328.528,98
3 Plant and equipment	013	2.158.849,98	2.121.916,87
4 Tools, working inventory and transportation assets	014	8.435.895,06	8.114.837,17
5 Biological assets	015	0,00	0,00
6 Advances for the purchase of tangible assets	016	153.533,42	184.177,33
7 Tangible assets in preparation	017	3.511.742,48	4.203.037,72
8 Other tangible assets	018	515.190,03	515.190,03
9 Investment property	019	0,00	0,00
<b>III FIXED FINANCIAL ASSETS (ADP 021 to 030)</b>	<b>020</b>	4.448.048,22	4.448.048,22
1 Investments in holdings (shares) of undertakings within the group	021	4.448.048,22	4.448.048,22
2 Investments in other securities of undertakings within the group	022	0,00	0,00
3 Loans, deposits, etc. to undertakings within the group	023	0,00	0,00
4. Investments in holdings (shares) of companies linked by virtue of participating interests	024	0,00	0,00
5 Investment in other securities of companies linked by virtue of participating interests	025	0,00	0,00
6 Loans, deposits etc. to companies linked by virtue of participating interests	026	0,00	0,00
7 Investments in securities	027	0,00	0,00
8 Loans, deposits, etc. given	028	0,00	0,00
9 Other investments accounted for using the equity method	029	0,00	0,00
10 Other fixed financial assets	030	0,00	0,00
<b>IV RECEIVABLES (ADP 032 to 035)</b>	<b>031</b>	5.052.411,14	5.181.086,71
1 Receivables from undertakings within the group	032	0,00	0,00
2 Receivables from companies linked by virtue of participating interests	033	5.052.411,14	5.181.086,71
3 Customer receivables	034	0,00	0,00
4 Other receivables	035	0,00	0,00
<b>V DEFERRED TAX ASSETS</b>	<b>036</b>	2.165.793,89	2.167.978,58
<b>C) CURRENT ASSETS (ADP 038+046+053+063)</b>	<b>037</b>	17.607.858,69	15.076.386,81
<b>I INVENTORIES (ADP 039 to 045)</b>	<b>038</b>	686.678,84	853.352,81
1 Raw materials and consumables	039	627.935,57	793.125,46
2 Work in progress	040	0,00	0,00
3 Finished goods	041	0,00	0,00
4 Merchandise	042	57.875,08	59.111,76
5 Advances for inventories	043	868,19	1.115,59
6 Fixed assets held for sale	044	0,00	0,00
7 Biological assets	045	0,00	0,00
<b>II RECEIVABLES (ADP 047 to 052)</b>	<b>046</b>	4.101.964,70	4.732.669,20
1 Receivables from undertakings within the group	047	0,00	0,00
2 Receivables from companies linked by virtue of participating interests	048	2.377.315,49	2.393.459,71
3 Customer receivables	049	1.453.429,62	1.949.715,90
4 Receivables from employees and members of the undertaking	050	14.251,75	16.091,70
5 Receivables from government and other institutions	051	240.426,42	182.238,78
6 Other receivables	052	16.541,42	191.163,11
<b>III CURRENT FINANCIAL ASSETS (ADP 054 to 062)</b>	<b>053</b>	0,00	0,00
1 Investments in holdings (shares) of undertakings within the group	054	0,00	0,00
2 Investments in other securities of undertakings within the group	055	0,00	0,00
3 Loans, deposits, etc. to undertakings within the group	056	0,00	0,00
4 Investments in holdings (shares) of companies linked by virtue of participating interests	057	0,00	0,00
5 Investment in other securities of companies linked by virtue of participating interests	058	0,00	0,00
6 Loans, deposits etc. to companies linked by virtue of participating interests	059	0,00	0,00
7 Investments in securities	060	0,00	0,00

8 Loans, deposits, etc. given	061	0,00	0,00
9 Other financial assets	062	0,00	0,00
IV CASH AT BANK AND IN HAND	063	12.819.215,15	9.490.364,80
D ) PREPAID EXPENSES AND ACCRUED INCOME	064	210.808,29	832.520,66
E) TOTAL ASSETS (ADP 001+002+037+064)	065	121.314.476,65	119.039.251,39
OFF-BALANCE SHEET ITEMS	066	6.610,51	7.877,71
<b>LIABILITIES</b>			
<b>A) CAPITAL AND RESERVES (ADP 068 to 070+076+077+081+084+087)</b>	<b>067</b>	<b>78.344.089,73</b>	<b>73.931.436,31</b>
I INITIAL (SUBSCRIBED) CAPITAL	068	92.305.505,00	92.305.505,00
II CAPITAL RESERVES	069	0,00	0,00
III RESERVES FROM PROFIT (ADP 071+072-073+074+075)	070	6.252.879,54	6.252.879,54
1 Legal reserves	071	5.975.016,94	5.975.016,94
2 Reserves for treasury shares	072	1.221,05	1.221,05
3 Treasury shares and holdings (deductible item)	073	-1.221,05	-1.221,05
4 Statutory reserves	074	0,00	0,00
5 Other reserves	075	277.862,60	277.862,60
IV REVALUATION RESERVES	076	0,00	0,00
V FAIR VALUE RESERVES AND OTHER (ADP 078 to 082)	077	0,00	0,00
1 Financial assets at fair value through other comprehensive income (i.e. available for sale)	078	0,00	0,00
2 Cash flow hedge - effective portion	079	0,00	0,00
3 Hedge of a net investment in a foreign operation - effective portion	080	0,00	0,00
4 Other fair value reserves	081	0,00	0,00
5 Exchange rate differences from translation of foreign operations (consolidation)	082	0,00	0,00
6 Exchange rate differences from translation into the presentation currency	083	0,00	0,00
VI RETAINED PROFIT OR LOSS BROUGHT FORWARD (ADP 084-085)	084	-24.983.968,07	-20.214.294,81
1 Retained profit	085	0,00	0,00
2 Loss brought forward	086	24.983.968,07	20.214.294,81
VII PROFIT OR LOSS FOR THE BUSINESS YEAR (ADP 087-088)	087	4.769.673,26	-4.412.653,42
1 Profit for the business year	088	4.769.673,26	0,00
2 Loss for the business year	089	0,00	4.412.653,42
VIII MINORITY (NON-CONTROLLING) INTEREST	090	0,00	0,00
<b>B) PROVISIONS (ADP 091 to 096)</b>	<b>091</b>	<b>1.279.927,58</b>	<b>1.279.927,58</b>
1 Provisions for pensions, termination benefits and similar obligations	092	311.682,34	311.682,34
2 Provisions for tax liabilities	093	0,00	0,00
3 Provisions for ongoing legal cases	094	968.245,24	968.245,24
4 Provisions for renewal of natural resources	095	0,00	0,00
5 Provisions for warranty obligations	096	0,00	0,00
6 Other provisions	097	0,00	0,00
<b>C) LONG-TERM LIABILITIES (ADP 098 to 108)</b>	<b>098</b>	<b>28.442.404,08</b>	<b>28.467.024,97</b>
1 Liabilities to undertakings within the group	099	0,00	0,00
2 Liabilities for loans, deposits, etc. of undertakings within the group	100	0,00	0,00
3 Liabilities to companies linked by virtue of participating interests	101	0,00	0,00
4 Liabilities for loans, deposits etc. of companies linked by virtue of participating interests	102	0,00	0,00
5 Liabilities for loans, deposits etc.	103	0,00	0,00
6 Liabilities to banks and other financial institutions	104	27.205.542,97	27.205.542,97
7 Liabilities for advance payments	105	0,00	0,00
8 Liabilities to suppliers	106	0,00	0,00
9 Liabilities for securities	107	0,00	0,00
10 Other long-term liabilities	108	1.236.861,11	1.261.482,00
11 Deferred tax liability	109	0,00	0,00
<b>D) SHORT-TERM LIABILITIES (ADP 110 to 123)</b>	<b>110</b>	<b>13.173.639,83</b>	<b>14.921.844,33</b>
1 Liabilities to undertakings within the group	111	433.481,89	232.563,17
2 Liabilities for loans, deposits, etc. of undertakings within the group	112	0,00	0,00
3 Liabilities to companies linked by virtue of participating interests	113	0,00	0,00
4 Liabilities for loans, deposits etc. of companies linked by virtue of participating interests	114	0,00	0,00
5 Liabilities for loans, deposits etc.	115	0,00	0,00
6 Liabilities to banks and other financial institutions	116	4.699.828,13	3.899.999,99
7 Liabilities for advance payments	117	1.714.258,65	3.845.349,67
8 Liabilities to suppliers	118	2.193.964,01	3.006.834,81
9 Liabilities for securities	119	0,00	0,00
10 Liabilities to employees	120	2.418.701,76	2.121.453,78
11 Taxes, contributions and similar liabilities	121	1.248.809,00	1.323.185,85
12 Liabilities arising from the share in the result	122	0,00	0,00
13 Liabilities arising from fixed assets held for sale	123	0,00	0,00
14 Other short-term liabilities	124	464.596,39	492.457,06
<b>E) ACCRUALS AND DEFERRED INCOME</b>	<b>125</b>	<b>74.415,43</b>	<b>439.018,20</b>
<b>F) TOTAL - LIABILITIES (ADP 067+090+097+109+124)</b>	<b>126</b>	<b>121.314.476,65</b>	<b>119.039.251,39</b>
<b>G) OFF-BALANCE SHEET ITEMS</b>	<b>127</b>	<b>6.610,51</b>	<b>7.877,71</b>

**STATEMENT OF PROFIT OR LOSS**  
for the period 1.1.2026 to 31.3.2026

in EUR

Submitter: LIBURNIA RIVIERA HOTELI d.d.					
Item	ADP code	Same period of the previous year		Current period	
		Cumulative	Quarter	Cumulative	Quarter
1	2	3	4	5	6
<b>I OPERATING INCOME (ADP 002 to 006)</b>	<b>001</b>	<b>6.542.217,37</b>	<b>6.542.217,37</b>	<b>6.573.132,78</b>	<b>6.573.132,78</b>
1 Income from sales with undertakings within the group	002	20.353,33	20.353,33	13.663,19	13.663,19
2 Income from sales (outside group)	003	6.040.110,24	6.040.110,24	6.114.908,55	6.114.908,55
3 Income from the use of own products, goods and services	004	0,00	0,00	0,00	0,00
4 Other operating income with undertakings within the group	005	44,25	44,25	9.369,24	9.369,24
5 Other operating income (outside the group)	006	481.709,55	481.709,55	435.191,80	435.191,80
<b>II OPERATING EXPENSES (ADP 08+009+013+017+018+019+022+029)</b>	<b>007</b>	<b>10.862.587,85</b>	<b>10.862.587,85</b>	<b>10.885.446,05</b>	<b>10.885.446,05</b>
1 Changes in inventories of work in progress and finished goods	008	0,00	0,00	0,00	0,00
2 Material costs (ADP 010 to 012)	009	3.575.333,80	3.575.333,80	3.354.029,54	3.354.029,54
a) Costs of raw materials and consumables	010	1.831.589,43	1.831.589,43	1.743.838,89	1.743.838,89
b) Costs of goods sold	011	4.542,40	4.542,40	3.046,22	3.046,22
c) Other external costs	012	1.739.201,97	1.739.201,97	1.607.144,43	1.607.144,43
3 Staff costs (ADP 014 to 016)	013	4.574.588,72	4.574.588,72	5.047.555,18	5.047.555,18
a) Net salaries and wages	014	3.132.039,46	3.132.039,46	3.412.013,31	3.412.013,31
b) Tax and contributions from salary costs	015	921.263,45	921.263,45	1.043.446,64	1.043.446,64
c) Contributions on salaries	016	521.285,81	521.285,81	592.095,23	592.095,23
4 Depreciation	017	1.829.462,26	1.829.462,26	1.682.330,24	1.682.330,24
5 Other costs	018	0,00	0,00	0,00	0,00
6 Value adjustments (ADP 020+021)	019	230,92	230,92	2.752,84	2.752,84
a) fixed assets other than financial assets	020	230,92	230,92	2.752,84	2.752,84
b) current assets other than financial assets	021	0,00	0,00	0,00	0,00
7 Provisions (ADP 023 to 028)	022	0,00	0,00	0,00	0,00
a) Provisions for pensions, termination benefits and similar obligations	023	0,00	0,00	0,00	0,00
b) Provisions for tax liabilities	024	0,00	0,00	0,00	0,00
c) Provisions for ongoing legal cases	025	0,00	0,00	0,00	0,00
d) Provisions for renewal of natural resources	026	0,00	0,00	0,00	0,00
e) Provisions for warranty obligations	027	0,00	0,00	0,00	0,00
f) Other provisions	028	0,00	0,00	0,00	0,00
8 Other operating expenses	029	882.972,15	882.972,15	798.778,25	798.778,25
<b>III FINANCIAL INCOME (ADP 031 to 040)</b>	<b>030</b>	<b>68.762,43</b>	<b>68.762,43</b>	<b>106.713,48</b>	<b>106.713,48</b>
1 Income from investments in holdings (shares) of undertakings within the group	031	0,00	0,00	0,00	0,00
2 Income from investments in holdings (shares) of companies linked by virtue of participating interests	032	0,00	0,00	0,00	0,00
3 Income from other long-term financial investment and loans granted to undertakings within the group	033	0,00	0,00	0,00	0,00
4 Other interest income from operations with undertakings within the group	034	18.804,09	18.804,09	68.087,36	68.087,36
5 Exchange rate differences and other financial income from operations with undertakings within the group	035	0,00	0,00	0,00	0,00
6 Income from other long-term financial investments and loans	036	0,00	0,00	0,00	0,00
7 Other interest income	037	49.958,34	49.958,34	38.626,12	38.626,12
8 Exchange rate differences and other financial income	038	0,00	0,00	0,00	0,00
9 Unrealised gains (income) from financial assets	039	0,00	0,00	0,00	0,00
10 Other financial income	040	0,00	0,00	0,00	0,00
<b>IV FINANCIAL EXPENSES (ADP 042 to 048)</b>	<b>041</b>	<b>250.542,40</b>	<b>250.542,40</b>	<b>209.238,32</b>	<b>209.238,32</b>
1 Interest expenses and similar expenses with undertakings within the group	042	0,00	0,00	0,00	0,00
2 Exchange rate differences and other expenses from operations with undertakings within the group	043	0,00	0,00	0,00	0,00
3 Interest expenses and similar expenses	044	248.063,05	248.063,05	208.087,64	208.087,64
4 Exchange rate differences and other expenses	045	0,00	0,00	0,00	0,00
5 Unrealised losses (expenses) from financial assets	046	0,00	0,00	0,00	0,00
6 Value adjustments of financial assets (net)	047	0,00	0,00	0,00	0,00
7 Other financial expenses	048	2.479,35	2.479,35	1.150,68	1.150,68
<b>V SHARE IN PROFIT FROM UNDERTAKINGS LINKED BY VIRTUE OF PARTICIPATING INTERESTS</b>	<b>049</b>	<b>0,00</b>	<b>0,00</b>	<b>0,00</b>	<b>0,00</b>
<b>VI SHARE IN PROFIT FROM JOINT VENTURES</b>	<b>050</b>	<b>0,00</b>	<b>0,00</b>	<b>0,00</b>	<b>0,00</b>
<b>VII SHARE IN LOSS OF COMPANIES LINKED BY VIRTUE OF PARTICIPATING INTEREST</b>	<b>051</b>	<b>0,00</b>	<b>0,00</b>	<b>0,00</b>	<b>0,00</b>
<b>VIII SHARE IN LOSS OF JOINT VENTURES</b>	<b>052</b>	<b>0,00</b>	<b>0,00</b>	<b>0,00</b>	<b>0,00</b>
<b>IX TOTAL INCOME (ADP 001+030+049 +050)</b>	<b>053</b>	<b>6.610.979,80</b>	<b>6.610.979,80</b>	<b>6.679.846,26</b>	<b>6.679.846,26</b>
<b>X TOTAL EXPENDITURE (ADP 007+041+051 + 052)</b>	<b>054</b>	<b>11.113.130,25</b>	<b>11.113.103,25</b>	<b>11.094.684,37</b>	<b>11.094.684,37</b>
<b>XI PRE-TAX PROFIT OR LOSS (ADP 053-054)</b>	<b>055</b>	<b>-4.502.150,45</b>	<b>-4.502.123,45</b>	<b>-4.414.838,11</b>	<b>-4.414.838,11</b>

1 Pre-tax profit (ADP 053-054)	056	0,00	0,00	0,00	0,00
2 Pre-tax loss (ADP 054-053)	057	-4.502.150,45	-4.502.123,45	-4.414.838,11	-4.414.838,11
<b>XII INCOME TAX</b>	<b>058</b>	-3.992,44	-3.992,44	-2.184,69	-2.184,69
<b>XIII PROFIT OR LOSS FOR THE PERIOD (ADP 055-059)</b>	<b>059</b>	<b>-4.498.158,01</b>	<b>-4.498.158,01</b>	<b>-4.412.653,42</b>	<b>-4.412.653,42</b>
1 Profit for the period (ADP 055-059)	060	0,00	0,00	0,00	0,00
2 Loss for the period (ADP 059-055)	061	-4.498.158,01	-4.498.158,01	-4.412.653,42	-4.412.653,42
<b>DISCONTINUED OPERATIONS (to be filled in by undertakings subject to IFRS only with discontinued operations)</b>					
<b>XIV PRE-TAX PROFIT OR LOSS OF DISCONTINUED OPERATIONS (ADP 063-064)</b>	<b>062</b>	<b>0,00</b>	<b>0,00</b>	<b>0,00</b>	<b>0,00</b>
1 Pre-tax profit from discontinued operations	063	0,00	0,00	0,00	0,00
2 Pre-tax loss on discontinued operations	064	0,00	0,00	0,00	0,00
<b>XV INCOME TAX OF DISCONTINUED OPERATIONS</b>	<b>065</b>	<b>0,00</b>	<b>0,00</b>	<b>0,00</b>	<b>0,00</b>
1 Discontinued operations profit for the period (ADP 062-065)	066	0,00	0,00	0,00	0,00
2 Discontinued operations loss for the period (ADP 065-062)	067	0,00	0,00	0,00	0,00
<b>TOTAL OPERATIONS (to be filled in only by undertakings subject to IFRS with discontinued operations)</b>					
<b>XVI PRE-TAX PROFIT OR LOSS (ADP 055+062)</b>	<b>068</b>	<b>0,00</b>	<b>0,00</b>	<b>0,00</b>	<b>0,00</b>
1 Pre-tax profit (ADP 068)	069	0,00	0,00	0,00	0,00
2 Pre-tax loss (ADP 068)	070	0,00	0,00	0,00	0,00
<b>XVII INCOME TAX (ADP 058+065)</b>	<b>071</b>	<b>0,00</b>	<b>0,00</b>	<b>0,00</b>	<b>0,00</b>
<b>XVIII PROFIT OR LOSS FOR THE PERIOD (ADP 068-071)</b>	<b>072</b>	<b>0,00</b>	<b>0,00</b>	<b>0,00</b>	<b>0,00</b>
1 Profit for the period (ADP 068-071)	073	0,00	0,00	0,00	0,00
2 Loss for the period (ADP 071-068)	074	0,00	0,00	0,00	0,00
<b>APPENDIX to the P&amp;L (to be filled in by undertakings that draw up consolidated annual financial statements)</b>					
<b>XIX PROFIT OR LOSS FOR THE PERIOD (ADP 076+077)</b>	<b>075</b>	<b>0</b>	<b>0</b>	<b>0</b>	<b>0</b>
1 Attributable to owners of the parent	076	0,00	0,00	0,00	0,00
2 Attributable to minority (non-controlling) interest	077	0,00	0,00	0,00	0,00
<b>STATEMENT OF OTHER COMPREHENSIVE INCOME (to be filled in by undertakings subject to IFRS)</b>					
<b>I PROFIT OR LOSS FOR THE PERIOD</b>	<b>078</b>	<b>-4.498.158,01</b>	<b>-4.498.158,01</b>	<b>-4.412.653,42</b>	<b>-4.412.653,42</b>
<b>II OTHER COMPREHENSIVE INCOME/LOSS BEFORE TAX (ADP 80+ 87)</b>	<b>079</b>	<b>0,00</b>	<b>0,00</b>	<b>0,00</b>	<b>0,00</b>
<b>III Items that will not be reclassified to profit or loss (ADP 081 to 085)</b>	<b>080</b>	<b>0,00</b>	<b>0,00</b>	<b>0,00</b>	<b>0,00</b>
1 Changes in revaluation reserves of fixed tangible and intangible assets	081	0,00	0,00	0,00	0,00
2 Gains or losses from subsequent measurement of equity instruments at fair value through other comprehensive income	082	0,00	0,00	0,00	0,00
3 Fair value changes of financial liabilities at fair value through statement of profit or loss, attributable to changes in their credit risk	083	0,00	0,00	0,00	0,00
4 Actuarial gains/losses on the defined benefit obligation	084	0,00	0,00	0,00	0,00
5 Other items that will not be reclassified	085	0,00	0,00	0,00	0,00
6 Income tax relating to items that will not be reclassified	086	0,00	0,00	0,00	0,00
<b>IV Items that may be reclassified to profit or loss (ADP 088 to 095)</b>	<b>087</b>	<b>0,00</b>	<b>0,00</b>	<b>0,00</b>	<b>0,00</b>
1 Exchange rate differences from translation of foreign operations	088	0,00	0,00	0,00	0,00
2 Gains or losses from subsequent measurement of debt securities at fair value through other comprehensive income	089	0,00	0,00	0,00	0,00
3 Profit or loss arising from effective cash flow hedging	090	0,00	0,00	0,00	0,00
4 Profit or loss arising from effective hedge of a net investment in a foreign operation	091	0,00	0,00	0,00	0,00
5 Share in other comprehensive income/loss of companies linked by virtue of participating interests	092	0,00	0,00	0,00	0,00
6 Changes in fair value of the time value of option	093	0,00	0,00	0,00	0,00
7 Changes in fair value of forward elements of forward contracts	094	0,00	0,00	0,00	0,00
8 Other items that may be reclassified to profit or loss	095	0,00	0,00	0,00	0,00
9 Income tax relating to items that may be reclassified to profit or loss	096	0,00	0,00	0,00	0,00
10 Income tax relating to items that may be reclassified to profit or loss	097	0,00	0,00	0,00	0,00
<b>V NET OTHER COMPREHENSIVE INCOME OR LOSS (ADP 080+087- 086 - 096)</b>	<b>098</b>	<b>0,00</b>	<b>0,00</b>	<b>0,00</b>	<b>0,00</b>
<b>VI COMPREHENSIVE INCOME OR LOSS FOR THE PERIOD (ADP 078+097)</b>	<b>099</b>	<b>-4.498.158,01</b>	<b>-4.498.158,01</b>	<b>-4.412.653,42</b>	<b>-4.412.653,42</b>
<b>APPENDIX to the Statement on comprehensive income (to be filled in by undertakings that draw up consolidated statements)</b>					
<b>VI COMPREHENSIVE INCOME OR LOSS FOR THE PERIOD (ADP 100+101)</b>	<b>100</b>	<b>0,00</b>	<b>0,00</b>	<b>0,00</b>	<b>0,00</b>
1 Attributable to owners of the parent	101	0,00	0,00	0,00	0,00
2 Attributable to minority (non-controlling) interest	102	0,00	0,00	0,00	0,00

**STATEMENT OF CASH FLOWS - indirect method**  
for the period 1.1.2026 to 31.3.2026

in EUR

Submitter: LIBURNIA RIVIERA HOTELI d.d.			
Item	ADP code	Same period of the previous year	Current period
1	2	3	4
<b>Cash flow from operating activities</b>			
1 Pre-tax profit	001	-4.502.150,45	-4.414.838,11
2 Adjustments (ADP 003 to 010):	002	2.025.752,62	1.777.362,84
a) Depreciation	003	1.829.462,26	1.682.330,24
b) Gains and losses from sale and value adjustment of fixed tangible and intangible assets	004	70,00	-2.178,42
c) Gains and losses from sale and unrealised gains and losses and value adjustment of financial assets	005	0,00	0,00
d) Interest and dividend income	006	-68.762,43	-106.713,48
e) Interest expenses	007	248.063,05	208.087,64
f) Provisions	008	0,00	0,00
g) Exchange rate differences (unrealised)	009	0,00	0,00
h) Other adjustments for non-cash transactions and unrealised gains and losses	010	16.919,74	-4.163,14
<b>I Cash flow increase or decrease before changes in working capital (ADP 001+002)</b>	<b>011</b>	<b>-2.476.397,83</b>	<b>-2.637.475,27</b>
3 Changes in the working capital (ADP 013 to 016)	012	2.141.886,51	1.515.311,09
a) Increase or decrease in short-term liabilities	013	2.365.626,55	3.427.554,97
b) Increase or decrease in short-term receivables	014	-209.624,61	-1.745.569,91
c) Increase or decrease in inventories	015	-14.115,43	-166.673,97
d) Other increase or decrease in working capital	016	0,00	0,00
<b>II Cash from operations (ADP 011+012)</b>	<b>017</b>	<b>-334.511,32</b>	<b>-1.122.164,18</b>
4 Interest paid	018	-753.329,44	-507.915,77
5 Income tax paid	019	0,00	0,00
<b>A) NET CASH FLOW FROM OPERATING ACTIVITIES (ADP 017 to 019)</b>	<b>020</b>	<b>-1.087.840,76</b>	<b>-1.630.079,95</b>
<b>Cash flow from investment activities</b>			
1 Cash receipts from sales of fixed tangible and intangible assets	021	1.162,45	0,00
2 Cash receipts from sales of financial instruments	022	0,00	0,00
3 Interest received	023	49.958,34	38.626,12
4 Dividends received	024	0,00	0,00
5 Cash receipts from repayment of loans and deposits	025	0,00	0,00
6 Other cash receipts from investment activities	026	0,00	0,00
<b>III Total cash receipts from investment activities (ADP 021 to 026)</b>	<b>027</b>	<b>51.120,79</b>	<b>38.626,12</b>
1 Cash payments for the purchase of fixed tangible and intangible assets	028	-416.781,42	-1.155.041,79
2 Cash payments for the acquisition of financial instruments	029	0,00	0,00
3 Cash payments for loans and deposits for the period	030	-1.000,00	-75.000,00
4 Acquisition of a subsidiary, net of cash acquired	031	0,00	0,00
5 Other cash payments from investment activities	032	0,00	0,00
<b>IV Total cash payments from investment activities (ADP 028 to 032)</b>	<b>033</b>	<b>-417.781,42</b>	<b>-1.230.041,79</b>
<b>B) NET CASH FLOW FROM INVESTMENT ACTIVITIES (ADP 027 +033)</b>	<b>034</b>	<b>-366.660,63</b>	<b>-1.191.415,67</b>
<b>Cash flow from financing activities</b>			
1 Cash receipts from the increase in initial (subscribed) capital	035	0,00	0,00
2 Cash receipts from the issue of equity financial instruments and debt financial instruments	036	0,00	0,00
3 Cash receipts from credit principals, loans and other borrowings	037	0,00	0,00
4 Other cash receipts from financing activities	038	0,00	0,00
<b>V Total cash receipts from financing activities (ADP 035 to 038)</b>	<b>039</b>	<b>0,00</b>	<b>0,00</b>
1 Cash payments for the repayment of credit principals, loans and other borrowings and debt financial instruments	040	-500.000,00	-500.000,00
2 Cash payments for dividends	041	0,00	0,00
3 Cash payments for finance lease	042	-6.965,69	-7.354,73
4 Cash payments for the redemption of treasury shares and decrease in initial (subscribed) capital	043	0,00	0,00
5 Other cash payments from financing activities	044	0,00	0,00
<b>VI Total cash payments from financing activities (ADP 040 to 044)</b>	<b>045</b>	<b>-506.965,69</b>	<b>-507.354,73</b>
<b>C) NET CASH FLOW FROM FINANCING ACTIVITIES (ADP 039 +045)</b>	<b>046</b>	<b>-506.965,69</b>	<b>-507.354,73</b>
1 Unrealised exchange rate differences in respect of cash and cash equivalents	047	0,00	0,00
<b>D) NET INCREASE OR DECREASE IN CASH FLOWS (ADP 020+034+046+047)</b>	<b>048</b>	<b>-1.961.467,08</b>	<b>-3.328.850,35</b>
<b>E) CASH AND CASH EQUIVALENTS AT THE BEGINNING OF THE PERIOD</b>	<b>049</b>	<b>9.774.100,00</b>	<b>12.819.215,15</b>
<b>F) CASH AND CASH EQUIVALENTS AT THE END OF THE PERIOD (ADP 048+049)</b>	<b>050</b>	<b>7.812.632,92</b>	<b>9.490.364,80</b>

**STATEMENT OF CHANGES IN EQUITY**  
for the period from 1.1.2026 to 31.3.2026

in EUR

Item	ADP code	Attributable to owners of the parent																		
		Initial (subscribed) capital	Capital reserves	Legal reserves	Reserves for treasury shares	Treasury shares and holdings (deductible item)	Statutory reserves	Other reserves	Revaluation reserves	Financial assets at fair value through other comprehensive income (available for sale)	Cash flow hedge - effective portion	Hedge of a net investment in a foreign operation - effective portion	Other fair value reserves	Exchange rate differences from translation of foreign operations	Exchange rate differences from translation into the presentation currency	Retained profit/loss brought forward	Profit/loss for the business year	Total attributable to owners of the parent	Minority (non-controlling) interest	Total capital and reserves
1	2	3	4	5	6	7	8	9	10	11	12	13	14	15	16	17	18	19 (3 to 7 + 8 to 18)	20	21 (19+20)
<b>Previous period</b>																				
1 Balance on the first day of the previous business year	01	92.305.505,00	0,00	5.975.016,94	1.221,05	1.221,05	0,00	277.862,60	0,00	0,00	0,00	0,00	0,00	0,00	-24.983.968,07	0,00	0,00	73.574.416,47	0,00	73.574.416,47
2 Changes in accounting policies	02	0,00	0,00	0,00	0,00	0,00	0,00	0,00	0,00	0,00	0,00	0,00	0,00	0,00	0,00	0,00	0,00	0,00	0,00	0,00
3 Correction of errors	03	0,00	0,00	0,00	0,00	0,00	0,00	0,00	0,00	0,00	0,00	0,00	0,00	0,00	0,00	0,00	0,00	0,00	0,00	0,00
4 Balance on the first day of the previous business year (restated) (ADP 01 to 03)	04	92.305.505,00	0,00	5.975.016,94	1.221,05	1.221,05	0,00	277.862,60	0,00	0,00	0,00	0,00	0,00	0,00	-24.983.968,07	0,00	0,00	73.574.416,47	0,00	73.574.416,47
5 Profit/loss of the period	05	0,00	0,00	0,00	0,00	0,00	0,00	0,00	0,00	0,00	0,00	0,00	0,00	0,00	0,00	0,00	-4.498.158,01	-4.498.158,01	0,00	-4.498.158,01
6 Exchange rate differences from translation of foreign operations	06	0,00	0,00	0,00	0,00	0,00	0,00	0,00	0,00	0,00	0,00	0,00	0,00	0,00	0,00	0,00	0,00	0,00	0,00	0,00
7 Changes in revaluation reserves of fixed tangible and intangible assets	07	0,00	0,00	0,00	0,00	0,00	0,00	0,00	0,00	0,00	0,00	0,00	0,00	0,00	0,00	0,00	0,00	0,00	0,00	0,00
8 Profit or loss arising from subsequent measurement of financial assets at fair value through other comprehensive income (available for sale)	08	0,00	0,00	0,00	0,00	0,00	0,00	0,00	0,00	0,00	0,00	0,00	0,00	0,00	0,00	0,00	0,00	0,00	0,00	0,00
9 Profit or loss arising from effective cash flow hedge	09	0,00	0,00	0,00	0,00	0,00	0,00	0,00	0,00	0,00	0,00	0,00	0,00	0,00	0,00	0,00	0,00	0,00	0,00	0,00
10 Profit or loss arising from effective hedge of a net investment in a foreign operation	10	0,00	0,00	0,00	0,00	0,00	0,00	0,00	0,00	0,00	0,00	0,00	0,00	0,00	0,00	0,00	0,00	0,00	0,00	0,00
11 Share in other comprehensive income/loss of companies linked by virtue of participating interests	11	0,00	0,00	0,00	0,00	0,00	0,00	0,00	0,00	0,00	0,00	0,00	0,00	0,00	0,00	0,00	0,00	0,00	0,00	0,00
12 Actuarial gains/losses on the defined benefit obligation	12	0,00	0,00	0,00	0,00	0,00	0,00	0,00	0,00	0,00	0,00	0,00	0,00	0,00	0,00	0,00	0,00	0,00	0,00	0,00
13 Other changes in equity unrelated to owners	13	0,00	0,00	0,00	0,00	0,00	0,00	0,00	0,00	0,00	0,00	0,00	0,00	0,00	0,00	0,00	0,00	0,00	0,00	0,00
14 Tax on transactions recognised directly in equity	14	0,00	0,00	0,00	0,00	0,00	0,00	0,00	0,00	0,00	0,00	0,00	0,00	0,00	0,00	0,00	0,00	0,00	0,00	0,00
15 Decrease in initial (subscribed) capital (other than that arising from the pre-bankruptcy settlement procedure and arising from the reinvestment of profit)	15	0,00	0,00	0,00	0,00	0,00	0,00	0,00	0,00	0,00	0,00	0,00	0,00	0,00	0,00	0,00	0,00	0,00	0,00	0,00
16 Decrease in initial (subscribed) capital arising from the pre-bankruptcy settlement procedure	16	0,00	0,00	0,00	0,00	0,00	0,00	0,00	0,00	0,00	0,00	0,00	0,00	0,00	0,00	0,00	0,00	0,00	0,00	0,00
17 Decrease in initial (subscribed) capital arising from the reinvestment of profit	17	0,00	0,00	0,00	0,00	0,00	0,00	0,00	0,00	0,00	0,00	0,00	0,00	0,00	0,00	0,00	0,00	0,00	0,00	0,00
18 Redemption of treasury shares/holdings	18	0,00	0,00	0,00	0,00	0,00	0,00	0,00	0,00	0,00	0,00	0,00	0,00	0,00	0,00	0,00	0,00	0,00	0,00	0,00
19 Payments from members/shareholders	19	0,00	0,00	0,00	0,00	0,00	0,00	0,00	0,00	0,00	0,00	0,00	0,00	0,00	0,00	0,00	0,00	0,00	0,00	0,00
20 Payment of share in profit/dividend	20	0,00	0,00	0,00	0,00	0,00	0,00	0,00	0,00	0,00	0,00	0,00	0,00	0,00	0,00	0,00	0,00	0,00	0,00	0,00
21 Other distributions and payments to members/shareholders	21	0,00	0,00	0,00	0,00	0,00	0,00	0,00	0,00	0,00	0,00	0,00	0,00	0,00	0,00	0,00	0,00	0,00	0,00	0,00
22 Transfer to reserves according to the annual schedule	22	0,00	0,00	0,00	0,00	0,00	0,00	0,00	0,00	0,00	0,00	0,00	0,00	0,00	0,00	0,00	0,00	0,00	0,00	0,00
23 Increase in reserves arising from the pre-bankruptcy settlement procedure	23	0,00	0,00	0,00	0,00	0,00	0,00	0,00	0,00	0,00	0,00	0,00	0,00	0,00	0,00	0,00	0,00	0,00	0,00	0,00
24 Balance on the last day of the previous business year reporting period (ADP 04 to 23)	24	92.305.505,00	0,00	5.975.016,94	1.221,05	1.221,05	0,00	277.862,60	0,00	0,00	0,00	0,00	0,00	0,00	-24.983.968,07	0,00	-4.498.158,01	69.076.258,46	0,00	69.076.258,46
<b>APPENDIX TO THE STATEMENT OF CHANGES IN EQUITY (to be filled in by undertakings that draw up financial statements in accordance with the IFRS)</b>																				
I OTHER COMPREHENSIVE INCOME OF THE PREVIOUS PERIOD, NET OF TAX (ADP 08 to 14)	25	0,00	0,00	0,00	0,00	0,00	0,00	0,00	0,00	0,00	0,00	0,00	0,00	0,00	0,00	0,00	0,00	0,00	0,00	0,00
II COMPREHENSIVE INCOME OR LOSS FOR THE PREVIOUS PERIOD (ADP 05+25)	26	0,00	0,00	0,00	0,00	0,00	0,00	0,00	0,00	0,00	0,00	0,00	0,00	0,00	0,00	0,00	-4.498.158,01	-4.498.158,01	0,00	-4.498.158,01
III TRANSACTIONS WITH OWNERS IN THE PREVIOUS PERIOD RECOGNISED DIRECTLY IN EQUITY (ADP 15 to 23)	27	0,00	0,00	0,00	0,00	0,00	0,00	0,00	0,00	0,00	0,00	0,00	0,00	0,00	0,00	0,00	0,00	0,00	0,00	0,00
<b>Current period</b>																				
1 Balance on the first day of the current business year	28	92.305.505,00	0,00	5.975.016,94	1.221,05	1.221,05	0,00	277.862,60	0,00	0,00	0,00	0,00	0,00	0,00	-20.214.294,81	0,00	0,00	78.344.089,73	0,00	78.344.089,73
2 Changes in accounting policies	29	0,00	0,00	0,00	0,00	0,00	0,00	0,00	0,00	0,00	0,00	0,00	0,00	0,00	0,00	0,00	0,00	0,00	0,00	0,00
3 Correction of errors	30	0,00	0,00	0,00	0,00	0,00	0,00	0,00	0,00	0,00	0,00	0,00	0,00	0,00	0,00	0,00	0,00	0,00	0,00	0,00
4 Balance on the first day of the current business year (restated) (ADP 28 to 30)	31	92.305.505,00	0,00	5.975.016,94	1.221,05	1.221,05	0,00	277.862,60	0,00	0,00	0,00	0,00	0,00	0,00	-20.214.294,81	0,00	0,00	78.344.089,73	0,00	78.344.089,73
5 Profit/loss of the period	32	0,00	0,00	0,00	0,00	0,00	0,00	0,00	0,00	0,00	0,00	0,00	0,00	0,00	0,00	0,00	-4.412.653,42	-4.412.653,42	0,00	-4.412.653,42
6 Exchange rate differences from translation of foreign operations	33	0,00	0,00	0,00	0,00	0,00	0,00	0,00	0,00	0,00	0,00	0,00	0,00	0,00	0,00	0,00	0,00	0,00	0,00	0,00
7 Changes in revaluation reserves of fixed tangible and intangible assets	34	0,00	0,00	0,00	0,00	0,00	0,00	0,00	0,00	0,00	0,00	0,00	0,00	0,00	0,00	0,00	0,00	0,00	0,00	0,00
8 Profit or loss arising from subsequent measurement of financial assets at fair value through other comprehensive income (available for sale)	35	0,00	0,00	0,00	0,00	0,00	0,00	0,00	0,00	0,00	0,00	0,00	0,00	0,00	0,00	0,00	0,00	0,00	0,00	0,00
9 Profit or loss arising from effective cash flow hedge	36	0,00	0,00	0,00	0,00	0,00	0,00	0,00	0,00	0,00	0,00	0,00	0,00	0,00	0,00	0,00	0,00	0,00	0,00	0,00
10 Profit or loss arising from effective hedge of a net investment in a foreign operation	37	0,00	0,00	0,00	0,00	0,00	0,00	0,00	0,00	0,00	0,00	0,00	0,00	0,00	0,00	0,00	0,00	0,00	0,00	0,00
11 Share in other comprehensive income/loss of companies linked by virtue of participating interests	38	0,00	0,00	0,00	0,00	0,00	0,00	0,00	0,00	0,00	0,00	0,00	0,00	0,00	0,00	0,00	0,00	0,00	0,00	0,00
12 Actuarial gains/losses on the defined benefit obligation	39	0,00	0,00	0,00	0,00	0,00	0,00	0,00	0,00	0,00	0,00	0,00	0,00	0,00	0,00	0,00	0,00	0,00	0,00	0,00
13 Other changes in equity unrelated to owners	40	0,00	0,00	0,00	0,00	0,00	0,00	0,00	0,00	0,00	0,00	0,00	0,00	0,00	0,00	0,00	0,00	0,00	0,00	0,00
14 Tax on transactions recognised directly in equity	41	0,00	0,00	0,00	0,00	0,00	0,00	0,00	0,00	0,00	0,00	0,00	0,00	0,00	0,00	0,00	0,00	0,00	0,00	0,00
15 Decrease in initial (subscribed) capital (other than that arising from the pre-bankruptcy settlement procedure and arising from the reinvestment of profit)	42	0,00	0,00	0,00	0,00	0,00	0,00	0,00	0,00	0,00	0,00	0,00	0,00	0,00	0,00	0,00	0,00	0,00	0,00	0,00
16 Decrease in initial (subscribed) capital arising from the pre-bankruptcy settlement procedure	43	0,00	0,00	0,00	0,00	0,00	0,00	0,00	0,00	0,00	0,00	0,00	0,00	0,00	0,00	0,00	0,00	0,00	0,00	0,00
17 Decrease in initial (subscribed) capital arising from the reinvestment of profit	44	0,00	0,00	0,00	0,00	0,00	0,00	0,00	0,00	0,00	0,00	0,00	0,00	0,00	0,00	0,00	0,00	0,00	0,00	0,00
18 Redemption of treasury shares/holdings	45	0,00	0,00	0,00	0,00	0,00	0,00	0,00	0,00	0,00	0,00	0,00	0,00	0,00	0,00	0,00	0,00	0,00	0,00	0,00
19 Payments from members/shareholders	46	0,00	0,00	0,00	0,00	0,00	0,00	0,00	0,00	0,00	0,00	0,00	0,00	0,00	0,00	0,00	0,00	0,00	0,00	0,00
20 Payment of share in profit/dividend	47	0,00	0,00	0,00	0,00	0,00	0,00	0,00	0,00	0,00	0,00	0,00	0,00	0,00	0,00	0,00	0,00	0,00	0,00	0,00
21 Other distributions and payments to members/shareholders	48	0,00	0,00	0,00	0,00	0,00	0,00	0,00	0,00	0,00	0,00	0,00	0,00	0,00	0,00	0,00	0,00	0,00	0,00	0,00
22 Carry forward per annual plan	49	0,00	0,00	0,00	0,00	0,00	0,00	0,00	0,00	0,00	0,00	0,00	0,00	0,00	0,00	0,00	0,00	0,00	0,00	0,00
23 Increase in reserves arising from the pre-bankruptcy settlement procedure	50	0,00	0,00	0,00	0,00	0,00	0,00	0,00	0,00	0,00	0,00	0,00	0,00	0,00	0,00	0,00	0,00	0,00	0,00	0,00
24 Balance on the last day of the current business year reporting period (AD																				

## NOTES TO FINANCIAL STATEMENTS - TFI

(Drawn up for quarterly reporting periods)

Name of the issuer: LIBURNIA RIVIERA HOTELI d.d. (unconsolidated)

Personal identification number (OIB): 1557308024

Reporting period: from 1.1.2026 to 31.3.2026

Notes to financial statements for quarterly periods include:

a) explanation of business events relevant to understanding changes in the statement of financial position and financial performance for the reporting quarterly period of the issuer with respect to the last business year: information is provided regarding these events and relevant information published in the last annual financial statement is updated (items 15 to 15C IAS 34 - Interim financial reporting)

The Company's financial statements have been prepared in accordance with International Financial Reporting Standards as adopted by the European Union (IFRS). They are made using the historical cost method. Significant business events and transactions in the observed period are explained in the report "Business results from 1.1.2026 to 31.3.2026" which was published simultaneously with this document on the Company's website as well as on the website of the Zagreb Stock Exchange and submitted to the Official Register at the Croatian Financial Services Supervisory Agency.

b) information on the access to the latest annual financial statements, for the purpose of understanding information published in the notes to financial statements drawn up for the semi-annual reporting period

Report "Business results from 1.1.2026 to 31.3.2026" as well as all officially published reports so far are available on the website of the Zagreb Stock Exchange and on the Company's website.

Audited annual reports of Liburnia Riviera Hotels d.d. for 2025 are available on the website of the Zagreb Stock Exchange as well as on the Company's website ([www.liburnia.hr](http://www.liburnia.hr), [www.hanfa.hr](http://www.hanfa.hr), [www.zse.hr](http://www.zse.hr)).

c) a statement explaining that the same accounting policies are applied while drawing up financial statements for the semi-annual reporting period as in the latest annual financial statements or, in the case where the accounting policies have changed, a description of the nature and effect of the changes (item 16.A (a) IAS 34 - Interim financial reporting)

The Company declares that the accounting policies applied in the preparation of the financial statements for the reporting period ending on 31.3.2026 are identical to those applied in the last published annual audited financial statements.

d) a description of the financial performance in the case of the issuer whose business is seasonal (items 37 and 38 IAS 34 - Interim financial reporting)

Report "Business results from 1.1.2026 to 31.3.2026" as well as all officially published reports so far are available on the website of the Zagreb Stock Exchange and on the Company's website ([www.liburnia.hr](http://www.liburnia.hr), [www.hanfa.hr](http://www.hanfa.hr), [www.zse.hr](http://www.zse.hr)).

e) other comments prescribed by IAS 34 - Interim financial reporting

All other announcements can be found in the Report "Business Results from 1.1.2026 until 31.3.2026" which is available on the website of the Zagreb Stock Exchange and on the Company's website ([www.liburnia.hr](http://www.liburnia.hr), [www.hanfa.hr](http://www.hanfa.hr), [www.zse.hr](http://www.zse.hr)).

f) in the notes to quarterly periods financial statements, in addition to the information stated above, information in respect of the following matters shall be disclosed:

1. undertaking's name, registered office (address), legal form, country of establishment, entity's registration number and, if applicable, the indication whether the undertaking is undergoing liquidation, bankruptcy proceedings, shortened termination proceedings or extraordinary administration

Name of the issuer: LIBURNIA RIVIERA HOTELI d.d.

Headquarters: Maršala Tita 198, 51410 Opatija

Legal form: joint stock company

Country of establishment: Republic of Croatia

OIB: 1557308024

Statistic number of the subject: 040008080

2. adopted accounting policies (only an indication of whether there has been a change from the previous period)

No changes were applied to the accounting policies.

3. the total amount of any financial commitments, guarantees or contingencies that are not included in the balance sheet, and an indication of the nature and form of any valuable security which has been provided; any commitments concerning pensions of the undertaking within the group or company linked by virtue of participating interest shall be disclosed separately

All financial liabilities of the Company are included in the balance sheet.

4. the amount and nature of individual items of income or expenditure which are of exceptional size or incidence

Details are available in the published report "Business results from 1.1.2026 until 31.3.2026"

5. amounts owed by the undertaking and falling due after more than five years, as well as the total debts of the undertaking covered by valuable security furnished by the undertaking, specifying the type and form of security

On 31.3.2026 long-term and short-term loans liabilities and liabilities under operational and financial lease contracts of the Company amounted to EUR 31,785 thousand of which EUR 9,246 thousand matures after more than 5 years.

Bank loans are secured primarily by mortgages on the Company's real estate, while lease liabilities are secured by issued debentures of the Company.

Liabilities for leases according to IFRS 16 as of 31.3.2026, based on signed concession agreements, amount to EUR 773 thousand, of which EUR 523 thousand is due after more than 5 years.

6. average number of employees during the financial year

The average number of employees in the period from 1.1.2026 to 31.3.2026 was 771.

7. where, in accordance with the regulations, the undertaking capitalized on the cost of salaries in part or in full, information on the amount of the total cost of employees during the year broken down into the amount directly debiting the costs of the period and the amount capitalized on the value of the assets during the period, showing separately the total amount of net salaries and the amount of taxes, contributions from salaries and contributions on salaries

During the period from 1.1.2026 to 31.3.2026 the Company capitalized salary expenses in the amount of EUR 20 thousand.

8. where a provision for deferred tax is recognized in the balance sheet, the deferred tax balances at the end of the financial year, and the movement in those balances during the financial year

Deferred tax assets amounted to EUR 2,168 thousand, increasing by EUR 2 thousand, primarily due to an increase in the tax base in the first quarter of 2026 arising from temporarily non-deductible expenses.

9. the name and registered office of each of the undertakings in which the undertaking, either itself or through a person acting in their own name but on the undertaking's behalf, holds a participating interest, showing the proportion of the capital held, the amount of capital and reserves, and the profit or loss for the latest financial year of the undertaking concerned for which financial statements have been adopted; the information concerning capital and reserves and the profit or loss may be omitted where the undertaking concerned does not publish its balance sheet and is not controlled by another undertaking

The Company holds 100% ownership in the following limited liability companies, which are included in the consolidation: a) Aeris d.o.o., headquartered at Ulica maršala Tita 198, Opatija; b) Lido Opatija d.o.o., headquartered

at Ulica Andrije Hebranga 32, Zagreb; c) Projekt Zapad d.o.o., headquartered at Ulica maršala Tita 198, Opatija; d) Kvarner d.o.o., headquartered at Park Angiolina 1A, Opatija.

10. the number and the nominal value or, in the absence of a nominal value, the accounting par value of the shares subscribed during the financial year within the limits of the authorized capital

During the business year, there were no new share subscriptions.

11. the existence of any participation certificates, convertible debentures, warrants, options or similar securities or rights, with an indication of their number and the rights they confer

There are no certificates of participation, convertible debentures, guarantees, options or similar securities or rights related to the reporting period.

12. the name, registered office and legal form of each of the undertakings of which the undertaking is a member having unlimited liability

Not applicable.

13. the name and registered office of the undertaking which draws up the consolidated financial statements of the largest group of undertakings of which the undertaking forms part as a controlled group member

Not applicable.

14. the name and registered office of the undertaking which draws up the consolidated financial statements of the smallest group of undertakings of which the undertaking forms part as a controlled group member and which is also included in the group of undertakings referred to in point 13

Not applicable.

15. the place where copies of the consolidated financial statements referred to in points 13 and 14 may be obtained, provided that they are available

Not applicable.

16. the nature and business purpose of the undertaking's arrangements that are not included in the balance sheet and the financial impact on the undertaking of those arrangements, provided that the risks or benefits arising from such arrangements are material and in so far as the disclosure of such risks or benefits is necessary for the purposes of assessing the financial position of the undertaking

There are no arrangements with companies that are not included in the financial statements as of 31.3.2026.

17. the nature and the financial effect of material events arising after the balance sheet date which are not reflected in the profit and loss account or balance sheet

There are no events with material effect in the financial position after the balance date.