

**UNAUDITED SEPARATE
INTERIM FINANCIAL REPORT
FOR THE PERIOD
01.01.2025 TO 31.12.2025
FOR THE COMPANY
LUKA PLOČE D.D.**

Ploče, February 2026



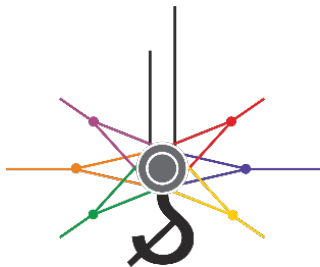
Luka ploče d.d.
Hrvatska, 20340 Ploče



+385 (0) 20 679 220



www.luka-ploce.hr



Luka Ploče d.d.
INTERIM MANAGEMENT REPORT

for the 4th quarter of 2025

The quarterly report in accordance with Article 468 of the ZTK (NN 65/18, 17/20, 83/21, 151/22, 85/24 and 126/25) comprises:

i. QUARTERLY FINANCIAL REPORT

- **Statement of financial position (Balance sheet)**
- **Statement of comprehensive income (Profit or loss)**
- **Statement of cash flows**
- **Statement of changes in equity**
- **Notes**

ii. INTERIM MANAGEMENT REPORT

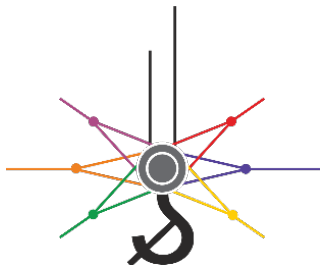
iii. STATEMENT OF RESPONSIBILITY FOR COMPILING THE QUARTERLY REPORT

The report which follows relates to section ii. INTERIM MANAGEMENT REPORT.

This version of our report is a translation from the original, which was prepared in the Croatian language. All possible care has been taken to ensure that the translation is an accurate representation of the original. However, in all matters of interpretation of information, views or opinions, the original language version of our report takes precedence over this translation.

FOLLOW US:





Luka Ploče d.d. INTERIM MANAGEMENT REPORT

for the 4th quarter of 2025

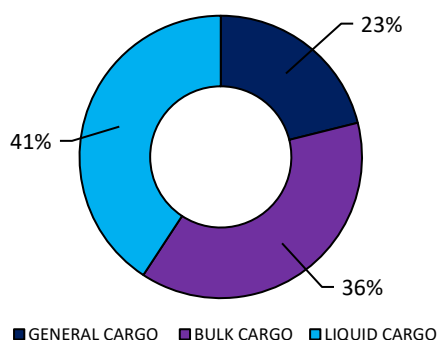
COMMERCIAL BUSINESS INDICATORS

- **Throughput** amounted to 3,169,443 tons in the fourth quarter of 2025, indicating a **20%** decrease compared to the same period in the prior year (2024: 3,957,689 tons).

- a) The overall decrease in throughput is primarily attributed to a 48% drop in **bulk cargo** volume compared to the same period of 2024. This decline is mainly driven by reduced handling of coal (64%), slag (42%) and clinker (100%).

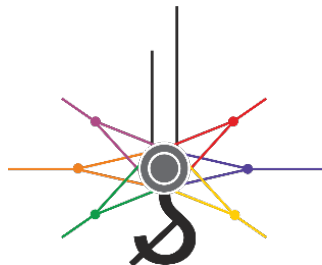
The year-over-year decline in traffic is the result of a combination of external and infrastructural circumstances, with the following identified as the key causes:

**CARGO STRUCTURE (in % tons)
I-XII 2025**



- 1.) Suspension of railway traffic in the Jablanica and Konjic regions of Bosnia and Herzegovina at the beginning of Q4 2024.
 - The disruption in supply chains led to a temporary, and in some cases permanent, loss of a certain number of clients, as some customers established alternative logistics routes during the period of interruption. Although railway traffic has since normalized, the reporting period was still affected by the impact of altered business flows. During the year, the Company implemented targeted activities aimed at stabilizing traffic and gradually regaining some customers, with a focus on strengthening long-term partnerships and enhancing the resilience of its operations to similar disruptions in the future.
- 2.) Adverse market developments leading to the suspension of trading activities, as communicated to investors in a letter dated 28 March 2025.
 - In its role as buyer, the Company resolved to suspend its trading segment in response to widespread macroeconomic instability and escalating geopolitical tensions, including the introduction of new tariffs. Given this volatility, the Company has redirected its focus toward its core business operations to optimize results while minimizing exposure to risk.
 - Market instability has caused considerable turbulence across business processes. This is reflected in comparative throughput data across the procurement and consumption of energy resources, steel production, and the manufacturing and sale of metallurgical coke.
- 3.) Opening of bankruptcy proceedings in Koksara d.o.o., Lukavac, about which the Company informed investors in a letter dated 10 December 2025.

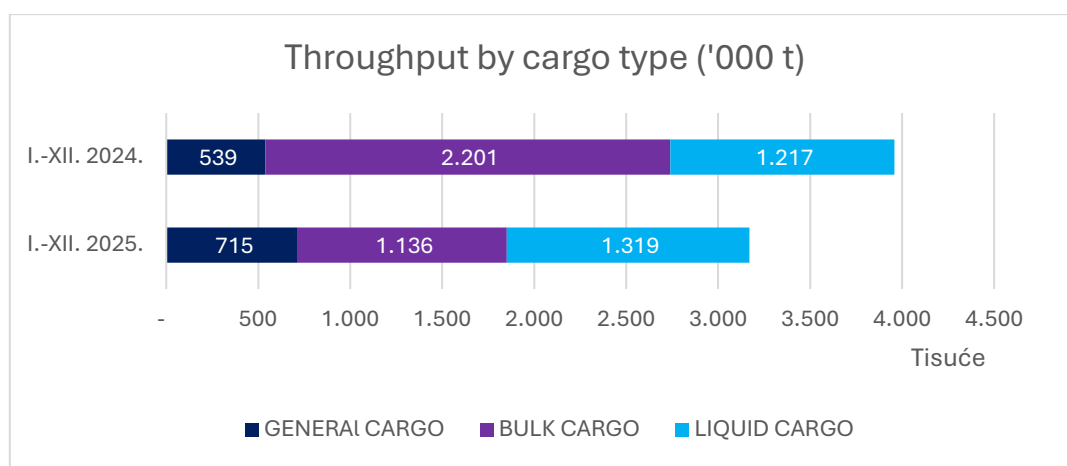
Total throughput during the fourth quarter of 2025 amounted to 3,169,443 tons, reflecting a **20% decrease** compared to Q4 2024, a 34% decrease relative to Q4 2023, and a 43% decrease compared to Q4 2022.



Luka Ploče d.d.
INTERIM MANAGEMENT REPORT
for the 4th quarter of 2025

COMMERCIAL BUSINESS INDICATORS (CONTINUED)

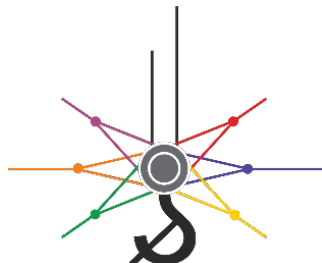
- b) **General cargo** throughput increased by 37% compared to Q4 2024, primarily driven by higher volumes of containers, soda ash, steel wire rods and aluminum ingots. However, a decline in steel coils throughput was observed. Increase in container traffic represents a positive indicator of the Port's growing role in intermodal logistic flows.
- c) **Liquid cargo** throughput increased by 7% compared to the same period in the previous year.



- **Income from sales** in 2025 totaled EUR 26,378 thousand, making a **20% decrease** compared to the same period in the prior year (2024: EUR 30,814 thousand). This decline corresponds with the reduced throughput levels observed during the quarter.
- There is no **trading income** in 2025 (Q4 2024: EUR 66,304 thousand), consistent with the Company's resolution to suspend its trading activities segment.
- **Operating expenses** (excluding depreciation and amortization) in 2025 were EUR 18,206 thousand (2024: EUR 86,406 thousand). Notably, there were no costs of goods sold in Q4 2025 (2024: EUR 64,402 thousand). **Operating expenses excluding the cost of goods sold** declined by **17%** year-over-year.
- **EBITDA margin excluding the impact of trading** stood at **33%** for the period ended 31 December 2025, compared to 29% for the same period in 2024.

KEY FINANCIAL INDICATORS

	Realised 1-12/2025	Realised 1-12/2024
EBITDA (earnings before interest, tax, depr. and amort.) (EUR '000)	9,035	10,941
EBITDA margin	33.17%	11.24%
EBIT (EUR '000)	5,884	7,831
EBIT margin	21.60%	8.04%
Net profit before taxation (EUR '000)	5,773	7,309



Luka Ploče d.d. INTERIM MANAGEMENT REPORT

for the 4th quarter of 2025

KEY FINANCIAL INDICATORS (CONTINUED)

	Realised 1-12/2025	Realised 1-12/2024
Liquidity ratios		
Working capital (EUR '000)	41,157	38,033
Current liquidity ratio	13.93	9.51
Working capital turn over	0.66	2.56
Working capital days	551	143
Days in period	365	365
Debt ratios		
Current liabilities/equity	0.04	0.06
Non-current liabilities/equity	0.14	0.21
Borrowings/equity	0.10	0.17
Liabilities/equity	0.18	0.26
Liabilities/assets	0.15	0.21
Performance ratios		
EBITDA margin	33.17%	11.24%
EBIT margin	21.60%	8.04%
Net margin before taxation	21.19%	7.51%
Productivity indicators		
Number of employees	346	372
Income per employee	78,731	261,687

Trade receivables, financial indebtedness, and the Liquidity Outlook

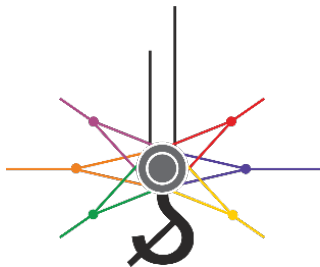
Trade receivables as of 31 December 2025 amounted to **EUR 9.998 million**, reflecting a **44% decrease** compared to the same period in the prior year.

- **19%** of total trade receivables are **due**, with **21%** maturing within 30 days.
- **81%** of trade receivables are **not yet due**.

Bank liabilities totaled **EUR 8,704 thousand** as of 31 December 2025 are related to a long-term loan from HBOR, contracted in 2018 with a fixed interest rate.

Cash and cash equivalents increased by **51%**, from EUR 20,879 thousand as of 31 December 2024 to **EUR 31,469 thousand** as of 31 December 2025.

The Company maintains a robust liquidity position, sufficient to meet all financial obligations as they become due.



Luka Ploče d.d.
INTERIM MANAGEMENT REPORT
for the 4th quarter of 2025

Human resources

Employee headcounts decreased by 26, from 372 as of 31 December 2024 to **346** as of 31 December 2025. **Staff costs decreased** by **0.64%** year-on-year. The **average gross monthly salary** per employee (excluding senior management) rose from EUR 1,525 to **EUR 1,665** representing a **9.2% increase** compared to the same period in the prior year.

Russian-Ukrainian Crisis and the Impact of Sanctions on Business Operations

Considering developments over the past four years:

- Overview of 2022–2024: The Russian-Ukrainian crisis had a positive effect on the Company's operations during this period, driven by disruptions in global logistics flows that redirected additional throughput to the Company.
 - Throughput increased by 1% in 2024 compared to pre-crisis levels in 2021, 22% in 2023, and 42% in 2022 over the same baseline.
- In contrast, the fourth quarter of 2025 showed a 19% decrease in throughput relative to the same pre-crisis period (2021).

The Company has not conducted financial transactions with any Russian financial institutions and holds no financial exposure to them. No business transactions were executed with Russia during Q4 2025.

The Company has assessed the associated risks arising from geopolitical developments as follows:

- Increased costs of transport, raw materials, supplies, energy, and fuel compared to pre-conflict levels, which have cascaded into other cost categories.
- The surge in input costs and ongoing logistical constraints have led to more frequent supplier requests for advance payments, while delivery times for goods have extended significantly.

The pressure from heightened macroeconomic factors continues to impact operations—both within the Group and across its network of business partners—as previously discussed in this interim management report.

Despite these challenges, the Company continues to maintain a sound liquidity position, fully sufficient to meet all due obligations.

In Ploče, 20 February 2026
Management Board of Luka Ploče d.d.

Annex 1

ISSUER'S GENERAL DATA

Reporting period:

01.01.25

to

31.12.25

Year:

2025

Quarter:

4.

Quarterly financial statements

Registration number (MB):

03036138

Issuer's home Member

State code:

HR

Entity's registration
number (MBS):

090006523

Personal identification
number (OIB):

51228874907

LEI:

74780000P0WHNTXNI633

Institution
code:

2574

Name of the issuer: Luka Ploče d.d.

Postcode and town:

20340

Ploče

Street and house number:

Trg kralja Tomislava 21

E-mail address:

financije@luka-ploce.hr

Web address:

www.luka-ploce.hr

Number of employees
(end of the reporting

346

Consolidated report:

KN

(KN-not consolidated/KD-consolidated)

Audited:

RN

(RN-not audited/RD-audited)

Names of subsidiaries (according to IFRS):

Registered office:

MB:

Bookkeeping firm:

Ne

(Yes/No)

(name of the bookkeeping firm)

Contact person:

DANICA VLAHOVIĆ

(only name and surname of the contact person)

Telephone:

020 603 413

E-mail address:

d.vlahovic@luka-ploce.hr

Audit firm:

(name of the audit firm)

Certified auditor:

(name and surname)

BALANCE SHEET
balance as at 31.12.2025

in EUR

Submitter: Luka Ploče d.d.

Item	ADP code	Last day of the preceding business year	At the reporting date of the current period
1	2	3	4
A) RECEIVABLES FOR SUBSCRIBED CAPITAL UNPAID	001	0	0
B) FIXED ASSETS (ADP 003+010+020+031+036)	002	57.823.282	55.115.700
I INTANGIBLE ASSETS (ADP 004 to 009)	003	15.911	5.430
1 Research and development	004	0	0
2 Concessions, patents, licences, trademarks, software and other rights	005	0	0
3 Goodwill	006	0	0
4 Advances for the purchase of intangible assets	007	0	0
5 Intangible assets in preparation	008	0	0
6 Other intangible assets	009	15.911	5.430
II TANGIBLE ASSETS (ADP 011 to 019)	010	53.884.577	51.233.466
1 Land	011	4.650.527	4.449.611
2 Buildings	012	992.163	1.697.415
3 Plant and equipment	013	45.080.056	42.911.947
4 Tools, working inventory and transportation assets	014	2.282.755	1.969.076
5 Biological assets	015	0	0
6 Advances for the purchase of tangible assets	016	0	0
7 Tangible assets in preparation	017	713.231	94.175
8 Other tangible assets	018	0	0
9 Investment property	019	165.845	111.242
III FIXED FINANCIAL ASSETS (ADP 021 to 030)	020	3.671.723	3.671.723
1 Investments in holdings (shares) of undertakings within the group	021	3.661.172	3.661.172
2 Investments in other securities of undertakings within the group	022	0	0
3 Loans, deposits, etc. to undertakings within the group	023	0	0
4. Investments in holdings (shares) of companies linked by virtue of participating interests	024	10.551	10.551
5 Investment in other securities of companies linked by virtue of participating interests	025	0	0
6 Loans, deposits etc. to companies linked by virtue of participating interests	026	0	0
7 Investments in securities	027	0	0
8 Loans, deposits, etc. given	028	0	0
9 Other investments accounted for using the equity method	029	0	0
10 Other fixed financial assets	030	0	0
IV RECEIVABLES (ADP 032 to 035)	031	78.415	71.022
1 Receivables from undertakings within the group	032	0	0
2 Receivables from companies linked by virtue of participating interests	033	0	0
3 Customer receivables	034	0	0
4 Other receivables	035	78.415	71.022
V DEFERRED TAX ASSETS	036	172.656	134.059
C) CURRENT ASSETS (ADP 038+046+053+063)	037	42.336.754	44.265.584
I INVENTORIES (ADP 039 to 045)	038	1.005.422	1.095.660
1 Raw materials and consumables	039	1.005.422	1.095.660
2 Work in progress	040	0	0
3 Finished goods	041	0	0
4 Merchandise	042	0	0
5 Advances for inventories	043	0	0
6 Fixed assets held for sale	044	0	0
7 Biological assets	045	0	0
II RECEIVABLES (ADP 047 to 052)	046	19.558.150	10.994.362
1 Receivables from undertakings within the group	047	100.758	42.198
2 Receivables from companies linked by virtue of participating interests	048	0	0
3 Customer receivables	049	17.959.389	9.998.078
4 Receivables from employees and members of the undertaking	050	1.614	1.013
5 Receivables from government and other institutions	051	716.641	659.236
6 Other receivables	052	779.748	293.837
III CURRENT FINANCIAL ASSETS (ADP 054 to 062)	053	894.034	706.737
1 Investments in holdings (shares) of undertakings within the group	054	0	0
2 Investments in other securities of undertakings within the group	055	0	0
3 Loans, deposits, etc. to undertakings within the group	056	351.042	200.000
4 Investments in holdings (shares) of companies linked by virtue of participating interests	057	0	0
5 Investment in other securities of companies linked by virtue of participating interests	058	0	0
6 Loans, deposits etc. to companies linked by virtue of participating interests	059	0	0
7 Investments in securities	060	42.025	52.130
8 Loans, deposits, etc. given	061	500.967	454.607
9 Other financial assets	062	0	0
IV CASH AT BANK AND IN HAND	063	20.879.148	31.468.825
D) PREPAID EXPENSES AND ACCRUED INCOME	064	165.811	75.229
E) TOTAL ASSETS (ADP 001+002+037+064)	065	100.325.847	99.456.513
OFF-BALANCE SHEET ITEMS	066	0	0

LIABILITIES			
A) CAPITAL AND RESERVES (ADP 068 to 070+076+077+083+086+089)	067	79.515.476	84.152.893
I INITIAL (SUBSCRIBED) CAPITAL	068	22.417.251	22.417.251
II CAPITAL RESERVES	069	11.731.516	11.731.516
III RESERVES FROM PROFIT (ADP 071+072-073+074+075)	070	5.201.058	5.201.058
1 Legal reserves	071	1.122.747	1.122.747
2 Reserves for treasury shares	072	1.181.838	1.181.838
3 Treasury shares and holdings (deductible item)	073	-141.524	-141.524
4 Statutory reserves	074	0	0
5 Other reserves	075	3.037.997	3.037.997
IV REVALUATION RESERVES	076	0	0
V FAIR VALUE RESERVES AND OTHER (ADP 078 to 082)	077	0	0
1 Financial assets at fair value through other comprehensive income (i.e. available for sale)	078	0	0
2 Cash flow hedge - effective portion	079	0	0
3 Hedge of a net investment in a foreign operation - effective portion	080	0	0
4 Other fair value reserves	081	0	0
5 Exchange differences arising from the translation of foreign operations (consolidation)	082	0	0
VI RETAINED PROFIT OR LOSS BROUGHT FORWARD (ADP 084-085)	083	34.337.305	40.165.651
1 Retained profit	084	34.337.305	40.165.651
2 Loss brought forward	085	0	0
VII PROFIT OR LOSS FOR THE BUSINESS YEAR (ADP 087-088)	086	5.828.346	4.637.417
1 Profit for the business year	087	5.828.346	4.637.417
2 Loss for the business year	088	0	0
VIII MINORITY (NON-CONTROLLING) INTEREST	089	0	0
B) PROVISIONS (ADP 091 to 096)	090	902.506	611.542
1 Provisions for pensions, termination benefits and similar obligations	091	884.517	607.871
2 Provisions for tax liabilities	092	0	0
3 Provisions for ongoing legal cases	093	17.989	3.671
4 Provisions for renewal of natural resources	094	0	0
5 Provisions for warranty obligations	095	0	0
6 Other provisions	096	0	0
C) LONG-TERM LIABILITIES (ADP 098 to 108)	097	15.438.722	11.508.377
1 Liabilities to undertakings within the group	098	0	0
2 Liabilities for loans, deposits, etc. of undertakings within the group	099	0	0
3 Liabilities to companies linked by virtue of participating interests	100	0	0
4 Liabilities for loans, deposits etc. of companies linked by virtue of participating interests	101	0	0
5 Liabilities for loans, deposits etc.	102	0	0
6 Liabilities to banks and other financial institutions	103	11.370.628	7.709.223
7 Liabilities for advance payments	104	47.500	47.500
8 Liabilities to suppliers	105	0	0
9 Liabilities for securities	106	0	0
10 Other long-term liabilities	107	4.020.594	3.751.654
11 Deferred tax liability	108	0	0
D) SHORT-TERM LIABILITIES (ADP 110 to 123)	109	4.359.274	3.181.515
1 Liabilities to undertakings within the group	110	81.958	38.931
2 Liabilities for loans, deposits, etc. of undertakings within the group	111	0	0
3 Liabilities to companies linked by virtue of participating interests	112	73.710	91.836
4 Liabilities for loans, deposits etc. of companies linked by virtue of participating interests	113	0	0
5 Liabilities for loans, deposits etc.	114	0	0
6 Liabilities to banks and other financial institutions	115	1.994.738	994.739
7 Liabilities for advance payments	116	0	0
8 Liabilities to suppliers	117	836.655	474.066
9 Liabilities for securities	118	0	0
10 Liabilities to employees	119	531.730	540.587
11 Taxes, contributions and similar liabilities	120	302.172	295.512
12 Liabilities arising from the share in the result	121	0	0
13 Liabilities arising from fixed assets held for sale	122	0	0
14 Other short-term liabilities	123	538.311	745.844
E) ACCRUALS AND DEFERRED INCOME	124	109.869	2.186
F) TOTAL – LIABILITIES (ADP 067+090+097+109+124)	125	100.325.847	99.456.513
G) OFF-BALANCE SHEET ITEMS	126	0	0

STATEMENT OF PROFIT OR LOSS
for the period 01.01.2025. to 31.12.2025.

in EUR

Submitter: Luka Ploče d.d.

Item	ADP code	Same period of the previous year		Current period	
		Cumulative	Quarter	Cumulative	Quarter
1	2	3	4	5	6
I OPERATING INCOME (ADP 002 to 006)	001	97.347.564	19.566.732	27.230.965	7.553.783
1 Income from sales with undertakings within the group	002	128.904	20.718	339.112	118.253
2 Income from sales (outside group)	003	96.873.334	19.480.362	26.177.093	7.291.001
3 Income from the use of own products, goods and services	004	107.771	8.642	149.828	43.444
4 Other operating income with undertakings within the group	005	0	0	0	0
5 Other operating income (outside the group)	006	237.555	57.010	564.932	101.085
II OPERATING EXPENSES (ADP 08+009+013+017+018+019+022+029)	007	89.516.469	20.573.657	21.356.662	5.896.915
1 Changes in inventories of work in progress and finished goods	008	0	0	0	0
2 Material costs (ADP 010 to 012)	009	74.295.186	15.961.588	7.465.678	2.151.038
a) Costs of raw materials and consumables	010	3.134.390	638.075	2.456.782	803.765
b) Costs of goods sold	011	64.402.324	13.087.669	0	0
c) Other external costs	012	6.758.472	2.235.844	5.008.896	1.347.273
3 Staff costs (ADP 014 to 016)	013	8.948.234	2.115.441	9.004.696	2.270.653
a) Net salaries and wages	014	5.623.190	1.328.646	5.635.466	1.420.041
b) Tax and contributions from salary costs	015	2.146.032	494.740	2.172.852	548.743
c) Contributions on salaries	016	1.179.012	292.055	1.196.378	301.869
4 Depreciation	017	3.110.063	794.314	3.150.536	775.078
5 Other costs	018	2.005.230	1.044.558	1.442.883	423.736
6 Value adjustments (ADP 020+021)	019	626.116	626.116	66.382	49.923
a) fixed assets other than financial assets	020	344.264	344.264	34.811	18.352
b) current assets other than financial assets	021	281.852	281.852	31.571	31.571
7 Provisions (ADP 023 to 028)	022	531.640	31.640	226.487	226.487
a) Provisions for pensions, termination benefits and similar obligations	023	531.640	31.640	226.487	226.487
b) Provisions for tax liabilities	024	0	0	0	0
c) Provisions for ongoing legal cases	025	0	0	0	0
d) Provisions for renewal of natural resources	026	0	0	0	0
e) Provisions for warranty obligations	027	0	0	0	0
f) Other provisions	028	0	0	0	0
8 Other operating expenses	029	0	0	0	0
III FINANCIAL INCOME (ADP 031 to 040)	030	1.317.255	1.215.458	477.990	194.252
1 Income from investments in holdings (shares) of undertakings within the group	031	0	0	0	0
2 Income from investments in holdings (shares) of companies linked by virtue of participating interests	032	0	0	0	0
3 Income from other long-term financial investment and loans granted to undertakings within the group	033	0	0	0	0
4 Other interest income from operations with undertakings within the group	034	11.863	6.823	19.834	4.489
5 Exchange rate differences and other financial income from operations with undertakings within the group	035	0	0	0	0
6 Income from other long-term financial investments and loans	036	0	0	0	0
7 Other interest income	037	119.486	62.226	445.881	179.447
8 Exchange rate differences and other financial income	038	1.032.011	994.278	245	211
9 Unrealised gains (income) from financial assets	039	4.170	4.170	10.105	10.105
10 Other financial income	040	149.725	147.961	1.925	0
IV FINANCIAL EXPENSES (ADP 042 to 048)	041	1.839.398	736.510	579.197	185.368
1 Interest expenses and similar expenses with undertakings within the group	042	0	0	0	0
2 Exchange rate differences and other expenses from operations with undertakings within the group	043	0	0	0	0
3 Interest expenses and similar expenses	044	739.746	163.983	475.228	99.556
4 Exchange rate differences and other expenses	045	1.099.652	572.527	103.969	85.812
5 Unrealised losses (expenses) from financial assets	046	0	0	0	0
6 Value adjustments of financial assets (net)	047	0	0	0	0
7 Other financial expenses	048	0	0	0	0
V SHARE IN PROFIT FROM UNDERTAKINGS LINKED BY VIRTUE OF PARTICIPATING INTERESTS	049	0	0	0	0
VI SHARE IN PROFIT FROM JOINT VENTURES	050	0	0	0	0
VII SHARE IN LOSS OF COMPANIES LINKED BY VIRTUE OF PARTICIPATING INTEREST	051	0	0	0	0
VIII SHARE IN LOSS OF JOINT VENTURES	052	0	0	0	0
IX TOTAL INCOME (ADP 001+030+049 +050)	053	98.664.819	20.782.190	27.708.955	7.748.035
X TOTAL EXPENDITURE (ADP 007+041+051 + 052)	054	91.355.867	21.310.167	21.935.859	6.082.283
XI PRE-TAX PROFIT OR LOSS (ADP 053-054)	055	7.308.952	-527.977	5.773.096	1.665.752
1 Pre-tax profit (ADP 053-054)	056	7.308.952	7.308.952	5.773.096	1.665.752
2 Pre-tax loss (ADP 054-053)	057	0	-527.977	0	0
XII INCOME TAX	058	1.480.606	1.480.606	1.135.679	1.135.679
XIII PROFIT OR LOSS FOR THE PERIOD (ADP 055-059)	059	5.828.346	-2.008.583	4.637.417	530.073
1 Profit for the period (ADP 055-059)	060	5.828.346	0	4.637.417	530.073
2 Loss for the period (ADP 059-055)	061	0	-2.008.583	0	0
DISCONTINUED OPERATIONS (to be filled in by undertakings subject to IFRS only with discontinued operations)					
XIV PRE-TAX PROFIT OR LOSS OF DISCONTINUED OPERATIONS (ADP 063-064)	062	0	0	0	0
1 Pre-tax profit from discontinued operations	063	0	0	0	0
2 Pre-tax loss on discontinued operations	064	0	0	0	0

XV INCOME TAX OF DISCONTINUED OPERATIONS	065	0	0	0	0
1 Discontinued operations profit for the period (ADP 062-065)	066	0	0	0	0
2 Discontinued operations loss for the period (ADP 065-062)	067	0	0	0	0
TOTAL OPERATIONS (to be filled in only by undertakings subject to IFRS with discontinued operations)					
XVI PRE-TAX PROFIT OR LOSS (ADP 055-+062)	068	0	0	0	0
1 Pre-tax profit (ADP 068)	069	0	0	0	0
2 Pre-tax loss (ADP 068)	070	0	0	0	0
XVII INCOME TAX (ADP 058+065)	071	0	0	0	0
XVIII PROFIT OR LOSS FOR THE PERIOD (ADP 068-071)	072	0	0	0	0
1 Profit for the period (ADP 068-071)	073	0	0	0	0
2 Loss for the period (ADP 071-068)	074	0	0	0	0
APPENDIX to the P&L (to be filled in by undertakings that draw up consolidated annual financial statements)					
XIX PROFIT OR LOSS FOR THE PERIOD (ADP 076+077)	075	0	0	0	0
1 Attributable to owners of the parent	076	0	0	0	0
2 Attributable to minority (non-controlling) interest	077	0	0	0	0
STATEMENT OF OTHER COMPREHENSIVE INCOME (to be filled in by undertakings subject to IFRS)					
I PROFIT OR LOSS FOR THE PERIOD	078	5.828.346	-2.008.583	4.637.417	530.073
II OTHER COMPREHENSIVE INCOME/LOSS BEFORE TAX (ADP 80+ 87)	079	0	0	0	0
III Items that will not be reclassified to profit or loss (ADP 081 to 085)	080	0	0	0	0
1 Changes in revaluation reserves of fixed tangible and intangible assets	081	0	0	0	0
2 Gains or losses from subsequent measurement of equity instruments at fair value through other comprehensive income	082	0	0	0	0
3 Fair value changes of financial liabilities at fair value through statement of profit or loss, attributable to changes in their credit risk	083	0	0	0	0
4 Actuarial gains/losses on the defined benefit obligation	084	0	0	0	0
5 Other items that will not be reclassified	085	0	0	0	0
6 Income tax relating to items that will not be reclassified	086	0	0	0	0
IV Items that may be reclassified to profit or loss (ADP 088 to 095)	087	0	0	0	0
1 Exchange rate differences from translation of foreign operations	088	0	0	0	0
2 Gains or losses from subsequent measurement of debt securities at fair value through other comprehensive income	089	0	0	0	0
3 Profit or loss arising from effective cash flow hedging	090	0	0	0	0
4 Profit or loss arising from effective hedge of a net investment in a foreign operation	091	0	0	0	0
5 Share in other comprehensive income/loss of companies linked by virtue of participating interests	092	0	0	0	0
6 Changes in fair value of the time value of option	093	0	0	0	0
7 Changes in fair value of forward elements of forward contracts	094	0	0	0	0
8 Other items that may be reclassified to profit or loss	095	0	0	0	0
9 Income tax relating to items that may be reclassified to profit or loss	096	0	0	0	0
V NET OTHER COMPREHENSIVE INCOME OR LOSS (ADP 080+087-086 - 096)	097	0	0	0	0
VI COMPREHENSIVE INCOME OR LOSS FOR THE PERIOD (ADP 078+097)	098	5.828.346	-2.008.583	4.637.417	530.073
APPENDIX to the Statement on comprehensive income (to be filled in by undertakings that draw up consolidated statements)					
VI COMPREHENSIVE INCOME OR LOSS FOR THE PERIOD (ADP 100+101)	099	0	0	0	0
1 Attributable to owners of the parent	100	0	0	0	0
2 Attributable to minority (non-controlling) interest	101	0	0	0	0

STATEMENT OF CASH FLOWS - indirect method
for the period 01.01.2025. to 31.12..2025.

in EUR

Submitter: Luka Ploče d.d.			
Item	ADP code	Same period of the previous year	Current period
1	2	3	4
Cash flow from operating activities			
1 Pre-tax profit	001	7.308.952	5.773.096
2 Adjustments (ADP 003 to 010):	002	4.798.343	2.916.395
a) Depreciation	003	3.110.063	3.150.537
b) Gains and losses from sale and value adjustment of fixed tangible and intangible assets	004	0	13.450
c) Gains and losses from sale and unrealised gains and losses and value adjustment of financial assets	005	330.034	21.466
d) Interest and dividend income	006	277.682	-467.640
e) Interest expenses	007	-133.114	475.228
f) Provisions	008	739.746	-276.646
g) Exchange rate differences (unrealised)	009	139.426	0
h) Other adjustments for non-cash transactions and unrealised gains and losses	010	334.506	0
I Cash flow increase or decrease before changes in working capital (ADP 001+002)	011	12.107.295	8.689.491
3 Changes in the working capital (ADP 013 to 016)	012	3.449.571	8.105.833
a) Increase or decrease in short-term liabilities	013	-172.749	-378.633
b) Increase or decrease in short-term receivables	014	4.108.982	8.019.871
c) Increase or decrease in inventories	015	-68.618	-90.239
d) Other increase or decrease in working capital	016	-418.044	554.834
II Cash from operations (ADP 011+012)	017	15.556.866	16.795.324
4 Interest paid	018	-739.746	-475.228
5 Income tax paid	019	-2.737.686	-893.572
A) NET CASH FLOW FROM OPERATING ACTIVITIES (ADP 017 to 019)	020	12.079.434	15.426.524
Cash flow from investment activities			
1 Cash receipts from sales of fixed tangible and intangible assets	021	332.463	72.688
2 Cash receipts from sales of financial instruments	022	0	0
3 Interest received	023	131.349	465.715
4 Dividends received	024	1.764	1.925
5 Cash receipts from repayment of loans and deposits	025	0	365.374
6 Other cash receipts from investment activities	026	0	0
III Total cash receipts from investment activities (ADP 021 to 026)	027	465.576	905.702
1 Cash payments for the purchase of fixed tangible and intangible assets	028	-3.050.957	-529.951
2 Cash payments for the acquisition of financial instruments	029	0	0
3 Cash payments for loans and deposits for the period	030	-351.042	-214.332
4 Acquisition of a subsidiary, net of cash acquired	031	-3.000.000	0
5 Other cash payments from investment activities	032	0	0
IV Total cash payments from investment activities (ADP 028 to 032)	033	-6.401.999	-744.283
B) NET CASH FLOW FROM INVESTMENT ACTIVITIES (ADP 027 +033)	034	-5.936.423	161.419
Cash flow from financing activities			
1 Cash receipts from the increase in initial (subscribed) capital	035	0	0
2 Cash receipts from the issue of equity financial instruments and debt financial instruments	036	0	0
3 Cash receipts from credit principals, loans and other borrowings	037	5.000.000	0
4 Other cash receipts from financing activities	038	0	0
V Total cash receipts from financing activities (ADP 035 to 038)	039	5.000.000	0
1 Cash payments for the repayment of credit principals, loans and other borrowings and debt financial instruments	040	-6.994.738	-4.661.405
2 Cash payments for dividends	041	0	0
3 Cash payments for finance lease	042	0	0
4 Cash payments for the redemption of treasury shares and decrease in initial (subscribed) capital	043	0	0
5 Other cash payments from financing activities	044	-383.071	-336.861
VI Total cash payments from financing activities (ADP 040 to 044)	045	-7.377.809	-4.998.266
C) NET CASH FLOW FROM FINANCING ACTIVITIES (ADP 039 +045)	046	-2.377.809	-4.998.266
1 Unrealised exchange rate differences in respect of cash and cash equivalents	047	0	0
D) NET INCREASE OR DECREASE IN CASH FLOWS (ADP 020+034+046+047)	048	3.765.202	10.589.677
E) CASH AND CASH EQUIVALENTS AT THE BEGINNING OF THE PERIOD	049	17.113.946	20.879.148
F) CASH AND CASH EQUIVALENTS AT THE END OF THE PERIOD(ADP 048+049)	050	20.879.148	31.468.825

STATEMENT OF CHANGES IN EQUITY																				
for the period from		01.01.25	to		31.12.25														in EUR	
Item	ADP code	Initial (subscribed) capital	Capital reserves	Legal reserves	Reserves for treasury shares	Treasury shares and holdings (deductible item)	Statutory reserves	Other reserves	Revaluation reserves	Fair value of financial assets through other comprehensive income (available for sale)	Cash flow hedge - effective portion	Hedge of a net investment in a foreign operation - effective portion	Other fair value reserves	Exchange rate differences from translation of foreign operations	Retained profit / loss brought forward	Profit/loss for the business year	Total attributable to owners of the parent	Minority (non-controlling) interest	Total capital and reserves	
1	2	3	4	5	6	7	8	9	10	11	12	13	14	15	16	17	18 (3 to 6 - 7 + 8 to 17)	19	20 (18+19)	
Previous period																				
1 Balance on the first day of the previous business year	01	22.417.251	11.731.516	1.122.747	1.181.838	141.524	0	3.037.997	0	0	0	0	0	0	24.050.376	10.286.929	73.687.130	0	73.687.130	
2 Changes in accounting policies	02	0	0	0	0	0	0	0	0	0	0	0	0	0	0	0	0	0	0	
3 Correction of errors	03	0	0	0	0	0	0	0	0	0	0	0	0	0	0	0	0	0	0	
4 Balance on the first day of the previous business year (restated) (ADP 01 to 03)	04	22.417.251	11.731.516	1.122.747	1.181.838	141.524	0	3.037.997	0	0	0	0	0	0	24.050.376	10.286.929	73.687.130	0	73.687.130	
5 Profit/loss of the period	05	0	0	0	0	0	0	0	0	0	0	0	0	0	0	5.828.346	5.828.346	0	5.828.346	
6 Exchange rate differences from translation of foreign operations	06	0	0	0	0	0	0	0	0	0	0	0	0	0	0	0	0	0	0	
7 Changes in revaluation reserves of fixed tangible and intangible assets	07	0	0	0	0	0	0	0	0	0	0	0	0	0	0	0	0	0	0	
8 Gains or losses from subsequent measurement of financial assets at fair value through other comprehensive income (available for sale)	08	0	0	0	0	0	0	0	0	0	0	0	0	0	0	0	0	0	0	
9 Profit or loss arising from effective cash flow hedge	09	0	0	0	0	0	0	0	0	0	0	0	0	0	0	0	0	0	0	
10 Profit or loss arising from effective hedge of a net investment in a foreign operation	10	0	0	0	0	0	0	0	0	0	0	0	0	0	0	0	0	0	0	
11 Share in other comprehensive income/loss of companies linked by virtue of participating interests	11	0	0	0	0	0	0	0	0	0	0	0	0	0	0	0	0	0	0	
12 Actuarial gains/losses on the defined benefit obligation	12	0	0	0	0	0	0	0	0	0	0	0	0	0	0	0	0	0	0	
13 Other changes in equity unrelated to owners	13	0	0	0	0	0	0	0	0	0	0	0	0	0	0	0	0	0	0	
14 Tax on transactions recognised directly in equity	14	0	0	0	0	0	0	0	0	0	0	0	0	0	0	0	0	0	0	
15 Decrease in initial (subscribed) capital (other than arising from the pre-bankruptcy settlement procedure or from the reinvestment of profit)	15	0	0	0	0	0	0	0	0	0	0	0	0	0	0	0	0	0	0	
16 Decrease in initial (subscribed) capital arising from the pre-bankruptcy settlement procedure	16	0	0	0	0	0	0	0	0	0	0	0	0	0	0	0	0	0	0	
17 Decrease in initial (subscribed) capital arising from the reinvestment of profit	17	0	0	0	0	0	0	0	0	0	0	0	0	0	0	0	0	0	0	
18 Redemption of treasury shares/holdings	18	0	0	0	0	0	0	0	0	0	0	0	0	0	0	0	0	0	0	
19 Payments from members/shareholders	19	0	0	0	0	0	0	0	0	0	0	0	0	0	0	0	0	0	0	
20 Payment of share in profit/dividend	20	0	0	0	0	0	0	0	0	0	0	0	0	0	0	0	0	0	0	
21 Other distributions and payments to members/shareholders	21	0	0	0	0	0	0	0	0	0	0	0	0	0	10.286.929	-10.286.929	0	0	0	
22 Transfer to reserves according to the annual schedule	22	0	0	0	0	0	0	0	0	0	0	0	0	0	0	0	0	0	0	
23 Increase in reserves arising from the pre-bankruptcy settlement procedure	23	0	0	0	0	0	0	0	0	0	0	0	0	0	0	0	0	0	0	
24 Balance on the last day of the previous business year reporting period (ADP 04 to 23)	24	22.417.251	11.731.516	1.122.747	1.181.838	141.524	0	3.037.997	0	0	0	0	0	0	34.337.305	5.828.346	79.515.476	0	79.515.476	
APPENDIX TO THE STATEMENT OF CHANGES IN EQUITY (to be filled in by undertakings that draw up financial statements in accordance with the IFRS)																				
I OTHER COMPREHENSIVE INCOME OF THE PREVIOUS PERIOD, NET OF TAX (ADP 06 to 14)	25	0	0	0	0	0	0	0	0	0	0	0	0	0	0	0	0	0	0	
II COMPREHENSIVE INCOME OR LOSS FOR THE PREVIOUS PERIOD (ADP 05+25)	26	0	0	0	0	0	0	0	0	0	0	0	0	0	0	5.828.346	5.828.346	0	5.828.346	
III TRANSACTIONS WITH OWNERS IN THE PREVIOUS PERIOD RECOGNISED DIRECTLY IN EQUITY (ADP 15 to 23)	27	0	0	0	0	0	0	0	0	0	0	0	0	0	10.286.929	-10.286.929	0	0	0	
Current period																				
1 Balance on the first day of the current business year	28	22.417.251	11.731.516	1.122.747	1.181.838	141.524	0	3.037.997	0	0	0	0	0	0	34.337.305	5.828.346	79.515.476	0	79.515.476	
2 Changes in accounting policies	29	0	0	0	0	0	0	0	0	0	0	0	0	0	0	0	0	0	0	
3 Correction of errors	30	0	0	0	0	0	0	0	0	0	0	0	0	0	0	0	0	0	0	
4 Balance on the first day of the current business year (restated) (ADP 28 to 30)	31	22.417.251	11.731.516	1.122.747	1.181.838	141.524	0	3.037.997	0	0	0	0	0	0	34.337.305	5.828.346	79.515.476	0	79.515.476	
5 Profit/loss of the period	32	0	0	0	0	0	0	0	0	0	0	0	0	0	0	4.637.417	4.637.417	0	4.637.417	
6 Exchange rate differences from translation of foreign operations	33	0	0	0	0	0	0	0	0	0	0	0	0	0	0	0	0	0	0	
7 Changes in revaluation reserves of fixed tangible and intangible assets	34	0	0	0	0	0	0	0	0	0	0	0	0	0	0	0	0	0	0	
8 Gains or losses from subsequent measurement of financial assets at fair value through other comprehensive income (available for sale)	35	0	0	0	0	0	0	0	0	0	0	0	0	0	0	0	0	0	0	
9 Profit or loss arising from effective cash flow hedge	36	0	0	0	0	0	0	0	0	0	0	0	0	0	0	0	0	0	0	
10 Profit or loss arising from effective hedge of a net investment in a foreign operation	37	0	0	0	0	0	0	0	0	0	0	0	0	0	0	0	0	0	0	
11 Share in other comprehensive income/loss of companies linked by virtue of participating interests	38	0	0	0	0	0	0	0	0	0	0	0	0	0	0	0	0	0	0	
12 Actuarial gains/losses on the defined benefit obligation	39	0	0	0	0	0	0	0	0	0	0	0	0	0	0	0	0	0	0	
13 Other changes in equity unrelated to owners	40	0	0	0	0	0	0	0	0	0	0	0	0	0	0	0	0	0	0	
14 Tax on transactions recognised directly in equity	41	0	0	0	0	0	0	0	0	0	0	0	0	0	0	0	0	0	0	
15 Decrease in initial (subscribed) capital (other than arising from the pre-bankruptcy settlement procedure or from the reinvestment of profit)	42	0	0	0	0	0	0	0	0	0	0	0	0	0	0	0	0	0	0	
16 Decrease in initial (subscribed) capital arising from the pre-bankruptcy settlement procedure	43	0	0	0	0	0	0	0	0	0	0	0	0	0	0	0	0	0	0	
17 Decrease in initial (subscribed) capital arising from the reinvestment of profit	44	0	0	0	0	0	0	0	0	0	0	0	0	0	0	0	0	0	0	
18 Redemption of treasury shares/holdings	45	0	0	0	0	0	0	0	0	0	0	0	0	0	0	0	0	0	0	
19 Payments from members/shareholders	46	0	0	0	0	0	0	0	0	0	0	0	0	0	0	0	0	0	0	
20 Payment of share in profit/dividend	47	0	0	0	0	0	0	0	0	0	0	0	0	0	0	0	0	0	0	
21 Other distributions and payments to members/shareholders	48	0	0	0	0	0	0	0	0	0	0	0	0	0	5.828.346	-5.828.346	0	0	0	
22 Carryforward per annual plans	49	0	0	0	0	0	0	0	0	0	0	0	0	0	0	0	0	0	0	
23 Increase in reserves arising from the pre-bankruptcy settlement procedure	50	0	0	0	0	0	0	0	0	0	0	0	0	0	0	0	0	0	0	
24 Balance on the last day of the current business year reporting period (ADP 31 to 50)	51	22.417.251	11.731.516	1.122.747	1.181.838	141.524	0	3.037.997	0	0	0	0	0	0	40.165.651	4.637.417	84.152.893	0	84.152.893	
APPENDIX TO THE STATEMENT OF CHANGES IN EQUITY (to be filled in by undertakings that draw up financial statements in accordance with the IFRS)																				
I OTHER COMPREHENSIVE INCOME FOR THE CURRENT PERIOD, NET OF TAX (ADP 33 to 41)	52	0	0	0	0	0	0	0	0	0	0	0	0	0	0	0	0	0	0	
II COMPREHENSIVE INCOME OR LOSS FOR THE CURRENT PERIOD (ADP 32 do 52)	53	0	0	0	0	0	0	0	0	0	0	0	0	0	0	4.637.417	4.637.417	0	4.637.417	
III TRANSACTIONS WITH OWNERS IN THE CURRENT PERIOD RECOGNISED DIRECTLY IN EQUITY (ADP 42 to 50)	54	0	0	0	0	0	0	0	0	0	0	0	0	0	5.828.346	-5.828.346	0	0	0	

NOTES TO FINANCIAL STATEMENTS - TFI

(drawn up for quarterly reporting periods)

Name of the issuer: Luka Ploče d.d

Personal identification number (OIB): 51228874907

Reporting period: 01.01.2025.-31.12.2025.

Notes to financial statements for quarterly periods include:

a) explanation of business events relevant to understanding changes in the statement of financial position and financial performance for the reporting semi-annual period of the issuer with respect to the last business year: information is provided regarding these events and relevant information published in the last annual financial statement is updated (items 15 to 15C IAS 34 - Interim financial reporting)

b) information on the access to the latest annual financial statements, for the purpose of understanding information published in the notes to financial statements drawn up for the semi-annual reporting period

c) a statement explaining that the same accounting policies are applied while drawing up financial statements for the semi-annual reporting period as in the latest annual financial statements or, in the case where the accounting policies have changed, a description of the nature and effect of the changes (item 16.A (a) IAS 34 - Interim financial reporting)

d) a description of the financial performance in the case of the issuer whose business is seasonal (items 37 and 38 IAS 34 - Interim financial reporting)

e) other comments prescribed by IAS 34 - Interim financial reporting

f) in the notes to quarterly periods financial statements, in addition to the information stated above, information in respect of the following matters shall be disclosed:

1. undertaking's name, registered office (address), legal form, country of establishment, entity's registration number and, if applicable, the indication whether the undertaking is undergoing liquidation, bankruptcy proceedings, shortened termination proceedings or extraordinary administration

2. adopted accounting policies (only an indication of whether there has been a change from the previous period)

3. the total amount of any financial commitments, guarantees or contingencies that are not included in the balance sheet, and an indication of the nature and form of any valuable security which has been provided; any commitments concerning pensions of the undertaking within the group or company linked by virtue of participating interest shall be disclosed separately

4. the amount and nature of individual items of income or expenditure which are of exceptional size or incidence

5. amounts owed by the undertaking and falling due after more than five years, as well as the total debts of the undertaking covered by valuable security furnished by the undertaking, specifying the type and form of security

6. average number of employees during the financial year

7. where, in accordance with the regulations, the undertaking capitalised on the cost of salaries in part or in full, information on the amount of the total cost of employees during the year broken down into the amount directly debiting the costs of the period and the amount capitalised on the value of the assets during the period, showing separately the total amount of net salaries and the amount of taxes, contributions from salaries and contributions on salaries

8. where a provision for deferred tax is recognised in the balance sheet, the deferred tax balances at the end of the financial year, and the movement in those balances during the financial year

9. the name and registered office of each of the undertakings in which the undertaking, either itself or through a person acting in their own name but on the undertaking's behalf, holds a participating interest, showing the proportion of the capital held, the amount of capital and reserves, and the profit or loss for the latest financial year of the undertaking concerned for which financial statements have been adopted; the information concerning capital and reserves and the profit or loss may be omitted where the undertaking concerned does not publish its balance sheet and is not controlled by another undertaking

10. the number and the nominal value or, in the absence of a nominal value, the accounting par value of the shares subscribed during the financial year within the limits of the authorised capital

11. the existence of any participation certificates, convertible debentures, warrants, options or similar securities or rights, with an indication of their number and the rights they confer

12. the name, registered office and legal form of each of the undertakings of which the undertaking is a member having unlimited liability

13. the name and registered office of the undertaking which draws up the consolidated financial statements of the largest group of undertakings of which the undertaking forms part as a controlled group member

14. the name and registered office of the undertaking which draws up the consolidated financial statements of the smallest group of undertakings of which the undertaking forms part as a controlled group member and which is also included in the group of undertakings referred to in point 13

15. the place where copies of the consolidated financial statements referred to in points 13 and 14 may be obtained, provided that they are available

16. the nature and business purpose of the undertaking's arrangements that are not included in the balance sheet and the financial impact on the undertaking of those arrangements, provided that the risks or benefits arising from such arrangements are material and in so far as the disclosure of such risks or benefits is necessary for the purposes of assessing the financial position of the undertaking

17. the nature and the financial effect of material events arising after the balance sheet date which are not reflected in the profit and loss account or balance sheet

- a) Refer to the MANAGEMENT REPORT for quarter 4 of 2025.
- b) The latest annual financial statements of the issuer can be accessed on the Issuer's official website: www.lukaploce.hr; the Zagreb Stock Exchange website: www.zse.hr; as well as on the Official register of prescribed information (HANFA).
- c) Accounting policies consistent with those applied in the audited annual financial statements for the year ended 31 December 2024, have been applied to the quarterly reporting for 2025. These are in accordance with International Financial Reporting Standards as adopted in the EU.
- d) Not applicable
- e) Not applicable

1. Luka Ploče d.d.

Trg kralja Tomislava 21, 20340 Ploče, Croatia

MBS:090006523; Commercial court in Split, Permanent services in Dubrovnik

OIB: 51228874907 MB: 03036138

The principle activities of the Company: port services (handling of goods), storage and wholesale and retail services in domestic and foreign trade.

2. Accounting policies consistent with those applied in the audited annual financial statements for the year ended 31 December 2024, have been applied to the quarterly reporting for 2025. These are in accordance with International Financial Reporting Standards as adopted in the EU.

3. The Company does not have any financial commitments, guarantees or contingencies that are not included in the balance sheet.

4. Refer to the MANAGEMENT REPORT for quarter 4 of 2025.

5. The Company has liabilities relating to leases under IFRS 16 (3,983,706 EUR), long term bank borrowings for purchased PPE against which insurance policies have been secured (7,709,223 EUR) and liabilities towards the State for sold apartments sold on credit to its employees in accordance with the legal regulations of the Republic of Croatia in the early 1990's and which are secured by mortgages on the apartments (41,667 EUR).

6. The average number of employees during quarter 4 of 2025: 353.

7. The Company has not capitalised on the cost of salaries in part or in full.

8. Deferred tax amounts to 134,059 EUR on 31 December 2025.

9. The Company has an equity stake in 2 associates, namely (1) Lučka sigurnost d.o.o. Trg kralja Tomislava 21, 20340 Ploče in which it holds a 49% stake and (2) Vizir d.o.o. Trg kralja Tomislava 21, 20340 Ploče in which it holds a 49% stake. Refer to note 20 and note 34 in the audited financial statements for the year ended 31 December 2024. There were no changes to said in 2025.

10. The share capital of the Company as at 31 December 2025 comprises 422,967 shares. The nominal value amounts to 53 EUR.

11. The Company has no participation certificates, convertible debentures, warrants, options or similar securities or rights.

12. Not applicable

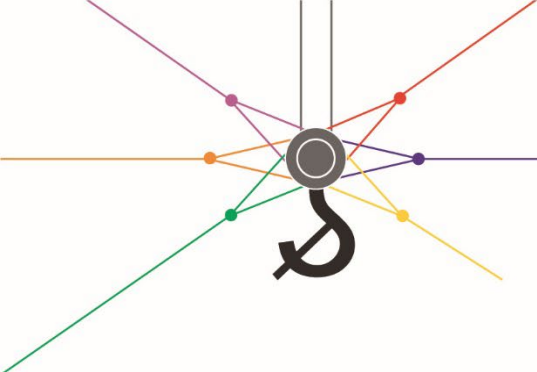
13. The consolidated financial statements of the Issuer refer to the largest group of undertakings of which the undertaking forms part as a controlled group member. The Issuer is not a controlled member of any other group. Refer to point 1 above for detail regarding name and registered office of the Issuer who is responsible for preparing consolidated financial statements.

14. Not applicable

15. The Company prepares the consolidated financial statements which are published on the websites: www.lukaploce.hr i www.zse.hr

16. Not applicable

17. There were no material events arising after the balance sheet date which were not reflected in the profit and loss account or balance sheet at 31.12.2025.



STATEMENT OF RESPONSIBILITY FOR COMPILING THE QUARTERLY REPORT

To the best of our knowledge, the unaudited financial statements of the Issuer Luka Ploče d.d. (the "Company") for the year 2025 are prepared in accordance with applicable financial reporting standards.

The unaudited separate financial statements of the Company Luka Ploče d.d. and the unaudited consolidated financial statements of the Luka Ploče Group for the period 1 January 2025 to 31 December 2025 give a true and objective view of the assets and liabilities, financial position, profit or loss of the Company and the companies included in the consolidation as a whole.

The interim management report objectively presents the development and results of business activities of the Company and the companies included in the consolidation as a whole, as well as a description of the most significant risks and uncertainties to which they are exposed.

Hrvoje Livaja
President of the Management Board

Marin Bodrušić
Member of the Management Board

Ploče, 20.02.2026

The Company is registered at the Commercial court in Split, Permanent services in Dubrovnik under the Registered Company Number (MBS): 090006523, Company Identification Number (OIB): 51228874907, The capital stock in the amount of 22.417.251,00 EUR was paid in full. Luka Ploče d.d. issued a total of 422.967 ordinary shares, in the nominal amount of 53,00 EUR. President of the Management Board: Hrvoje Livaja, Management Board member: Marin Bodrušić

Privredna banka Zagreb d.d. Zagreb IBAN: HR3823400091100114278
Hrvatska poštanska banka d.d. Zagreb IBAN: HR1223900011101353369
Raiffeisenbank Austria d.d. Zagreb IBAN: HR5624840081100491016
OTP banka d.d. Dubrovnik IBAN: HR0824070001100617393
Slatinska banka d.d. IBAN: HR9624120091139007214