

UNAUDITED CONSOLIDATED INTERIM FINANCIAL REPORT

FOR THE PERIOD

01.01.2026 TO 31.03.2026

FOR THE

LUKA PLOČE GROUP

Ploče, April 2026



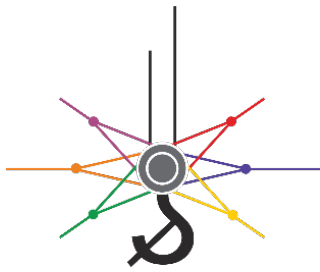
Luka ploče d.d.
Hrvatska, 20340 Ploče



+385 (0) 20 679 220



www.luka-ploce.hr



Luka Ploče Group INTERIM MANAGEMENT REPORT

for the 1th quarter of 2026

The quarterly report in accordance with Article 468 of the ZTK (NN 65/18, 17/20, 83/21, 151/22, 85/24 and 126/25) comprises:

i. QUARTERLY FINANCIAL REPORT

- **Statement of financial position (Balance sheet)**
- **Statement of comprehensive income (Profit or loss)**
- **Statement of cash flows**
- **Statement of changes in equity**
- **Notes**

ii. INTERIM MANAGEMENT REPORT

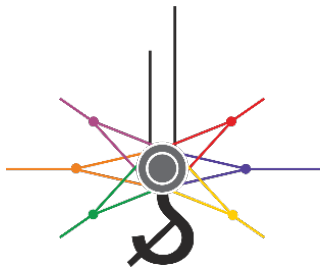
iii. STATEMENT OF RESPONSIBILITY FOR COMPILING THE QUARTERLY REPORT

The report which follows relates to section ii. INTERIM MANAGEMENT REPORT.

This version of our report is a translation from the original, which was prepared in the Croatian language. All possible care has been taken to ensure that the translation is an accurate representation of the original. However, in all matters of interpretation of information, views or opinions, the original language version of our report takes precedence over this translation.

FOLLOW US:





Luka Ploče Group INTERIM MANAGEMENT REPORT

for the 1th quarter of 2026

IDENTITY CARD OF THE GROUP

Luka Ploče Group comprises: Luka Ploče d.d. ("Company"), Pomorski servis Luka Ploče d.o.o., Luka šped d.o.o., Pločanska plovodba d.o.o. and New Concrete Technologies d.o.o.

On April 1, 2026, the Commercial Court in Dubrovnik registered the merger of the company New Concrete Technologies d.o.o. into Pločanska plovodba d.o.o., whereby NCT ceased to exist as a separate legal entity. The implemented status change aims to streamline business operations, optimize performance, and enable more efficient management of the Group.

COMMERCIAL BUSINESS INDICATORS

- **Throughput** amounted to 624,927 tons in the first quarter of 2026, indicating a **9%** increase compared to the same period in the prior year (2025:573,289 tons).

- a) The overall increase in throughput is primarily attributed to a 47% rise in **general cargo** volume compared to the same period of 2025. The most significant contributors to this growth are a 41% increase in container handling, as well as the handling of wind turbine components, steel sheets, and reinforcing steel, which are not present in the first quarter of 2025.

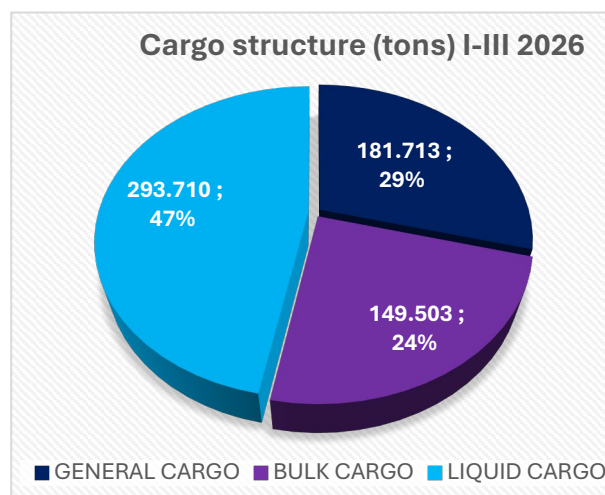
The increase in container traffic indicates higher demand for container capacity, improved terminal utilization, and the potential for further growth in this business segment.

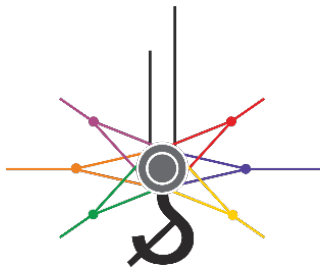
The growth in general cargo volumes is an important indicator, as this segment typically generates higher added value. It also reflects increased competitiveness of the Port, given that growth in general cargo is usually a sign that the port is attracting cargo that can choose among several competing ports in the region.

- b) **Bulk cargo** throughput decreased by 18% compared to the same period in the previous year. The most significant contributor to this decrease is a 90% drop in coal volume. However, compared to the same period last year, an increase in sugar and coke handling has been recorded.

The decline in bulk cargo volumes was influenced by circumstances previously communicated to investors as summarized below:

- 1.) Adverse market developments leading to the suspension of trading activities, as communicated to investors in a letter dated 28 March 2025.
 - In its role as buyer, the Company resolved to suspend its trading segment in response to widespread macroeconomic instability and escalating geopolitical tensions, including the introduction of new tariffs. Given this volatility, the Company has redirected its focus toward its core business operations to optimize results while minimizing exposure to risk.



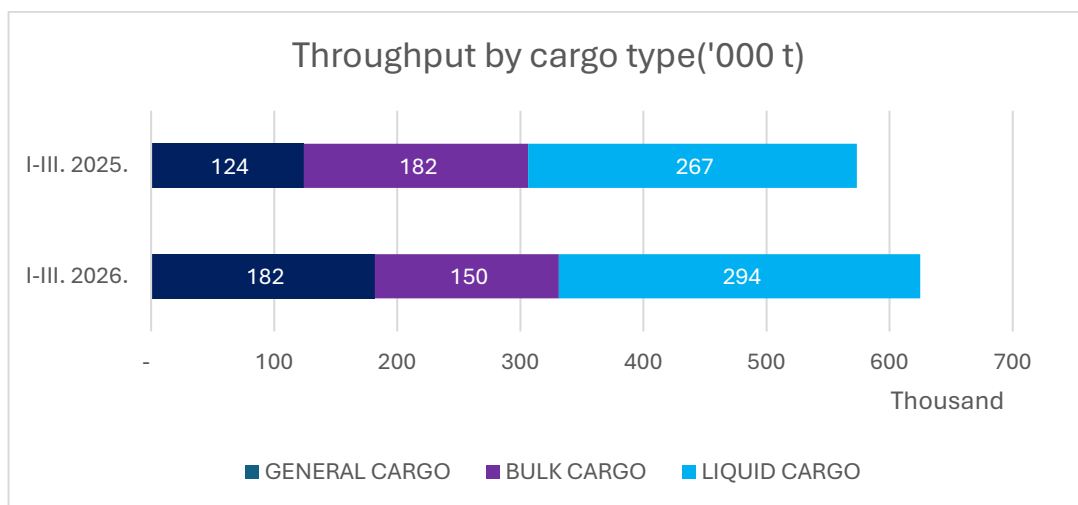


Luka Ploče Group INTERIM MANAGEMENT REPORT

for the 1th quarter of 2026

COMMERCIAL BUSINESS INDICATORS (CONTINUED)

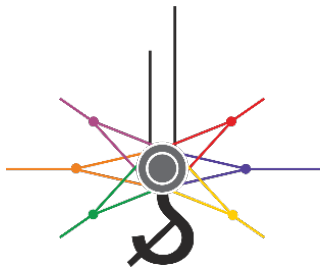
- Market instability has caused considerable turbulence across business processes. This is reflected in comparative throughput data across the procurement and consumption of energy resources, steel production, and the manufacturing and sale of metallurgical coke.
- 2.) Opening of bankruptcy proceedings in Koksara d.o.o., Lukavac, about which the Company informed investors in a letter dated 10 December 2025.
- c) **Liquid cargo** throughput increased by 10% compared to the same period in the previous year.



KEY FINANCIAL INDICATORS

	Realised 1-3/2026	Realised 1-3/2025
Profitability indicators		
EBITDA (earnings before interest, tax, depr. and amort.) (EUR '000)	1,435	996
EBITDA margin	24.60%	18.09%
EBIT (EUR '000)	537	68
EBIT margin	9.20%	1.24%
Profit before tax (EUR '000)	550	(54)
Net profit before taxation (EUR '000)	9.62%	(0.77%)
Productivity indicators		
Number of employees	390	430
Income per employee	14,962	12,802

- **Income from sales** amounts to EUR 5,737 thousand, making a **17.3% increase** compared to the same period in the prior year (2025: EUR 4,891 thousand).
- **Operating expenses (excluding depreciation and amortization)** were EUR 4,400 thousand, making a **2.43% decrease** compared to the same period in the prior year (2025: EUR 4,509 thousand).
- **EBITDA margin** for the period ended 31 March 2026 is **24.60%** (I – III 2025: 18,09%).



Luka Ploče Group INTERIM MANAGEMENT REPORT

for the 1th quarter of 2026

KEY FINANCIAL INDICATORS (continued)

	Realised 1-3/2026	Realised 1-12/2025
Liquidity ratios		
Working capital (EUR '000)	45,648	44,250
Current liquidity ratio	14.71	13.56
Working capital turn over	0.13	0.69
Working capital days	701	531
Days in period	90	365
Debt ratios		
Current liabilities/equity	0.04	0.04
Non-current liabilities/equity	0.15	0.14
Borrowings/equity	0.10	0.10
Liabilities/equity	0.18	0.18
Liabilities/assets	0.15	0.15

Trade receivables, financial indebtedness, and the Group's liquidity outlook

Trade receivables as of 31 March 2026 amounted to **EUR 10,087 million**, reflecting a **2.81% decrease** compared to the same period in the prior year.

- **26%** of the total trade receivables are **due**, with **26%** maturing within 30 days.
- **74%** of the total trade receivables are **not yet due**.

Bank liabilities amounts to **EUR 8,514 thousand** as of 31 March 2026, comprising:

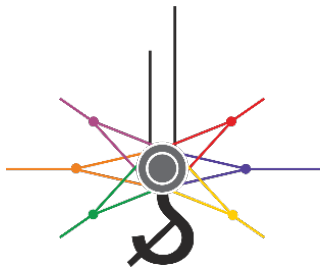
- A long-term loan from HBOR, contracted in 2018 at a fixed interest rate, amounting to **EUR 8,455 million**.
- Pločanska plovdba d.o.o. has a long-term loan from PBZ with a variable interest rate amounting to **EUR 59 thousand**.

Cash and cash equivalents **decreased** by **28%** from EUR 34,137 thousand as of 31 December 2025 to **EUR 25,528 thousand** as of 31 March 2026. With the aim of achieving a more attractive return on its surplus cash funds, the Company has entered a short-term time deposit in the amount of EUR 10 million.

The Group maintains a robust liquidity position, sufficient to meet all financial obligations as they become due.

Human resources

Employee headcount decreased by 40, from 430 as of 31 March 2025 to **390** as of 31 March 2026. **Staff costs increased** by **0,4%** year-on-year. The **average gross monthly salary** per employee (excluding senior management) rose from EUR 1,411 to **EUR 1,581** representing an **12.11% increase** compared to the same period in the prior year.



Luka Ploče Group INTERIM MANAGEMENT REPORT

for the 1th quarter of 2026

Impact of the Geopolitical Environment on the Group's Operations

The global geopolitical environment in recent years has been marked by heightened instability, which has had a significant impact on international trade, logistics flows, and commercial conditions in the port services sector. Two dominant sources of disruption—the prolonged Russia-Ukraine conflict and the escalation of tensions and military activities in the Middle East, including the involvement of the United States and Israel—have shaped the environment in which the Groups operates.

The Russia-Ukraine conflict has led to shifts in global supply chains, rerouting of trade flows, and increased transportation, insurance, and energy costs. In earlier periods, this resulted in higher cargo volumes directed toward Adriatic ports, including the Group. At the same time, disruptions in supply chains and market volatility have driven increases in the prices of raw materials, equipment, and logistics services, as well as heightened supplier requirements for advance payments and extended delivery times.

Additional uncertainty arises from the conflict in the Middle East, which affects the stability of energy markets and security conditions in maritime transport. Higher security premiums, occasional blockages of key maritime routes, and changes in shipping company itineraries exert additional pressure on operating costs and the availability of transport capacity.

A particularly pronounced impact on the Group's operations stems from rising energy and fuel prices, given that port operations rely heavily on diesel-powered machinery and equipment (cranes, forklifts, terminal vehicles, and other cargo-handling equipment). Increases in fuel prices directly raise operating costs, reduce margins, and require additional planning of consumption, maintenance, and procurement of energy sources. In an environment of heightened price volatility, the Group must maintain a higher level of operational readiness and liquidity to ensure the uninterrupted performance of port activities.

Management continuously monitors international developments, adjusts procurement and operational processes, and implements measures aimed at preserving liquidity, ensuring business stability, and managing risks in conditions of elevated global uncertainty.

The Group **has no financial exposure to Russian institutions** and does not conduct transactions with Russian entities.

Despite these challenges, the Company **continues to maintain a sound liquidity position**, fully sufficient to meet all due obligations.

In Ploče, 23 April 2026
Management Board of Luka Ploče d.d.

Annex 1

ISSUER'S GENERAL DATA

Reporting period:

01.01.26

to

31.03.26

Year:

2026

Quarter:

1

Quarterly financial statements

Registration number (MB):

03036138

Issuer's home Member

State code:

HR

Entity's registration
number (MBS):

090006523

Personal identification
number (OIB):

51228874907

LEI:

74780000POWHNTXNI633

Institution
code:

2574

Name of the issuer: Luka Ploče d.d.

Postcode and town:

20340

Ploče

Street and house number:

Trg kralja Tomislava 21

E-mail address:

financije@luka-ploce.hr

Web address:

www.luka-ploce.hr

Number of employees
(end of the reporting

390

Consolidated report:

KD

(KN-not consolidated/KD-consolidated)

Audited:

RN

(RN-not audited/RD-audited)

Names of subsidiaries (according to IFRS):

Registered office:

MB:

POMORSKI SERVIS LUKA PLOČE d.o.o.

TRG KRALJA TOMISLAVA 21

1400282

PLOČANSKA PLOVIDBA d.o.o.

VLADIMIRA NAZORA 47

1556258

LUKA ŠPED d.o.o.

LUČKA CESTA BB

1388592

NEW CONCRETE TECHNOLOGIES d.o.o.

TRG KRALJA TOMISLAVA 21

4951832

Bookkeeping firm:

No

(Yes/No)

(name of the bookkeeping firm)

Contact person:

DANICA VLAHOVIĆ

(only name and surname of the contact person)

Telephone:

099 329 5135

E-mail address:

d.vlahovic@luka-ploce.hr

Audit firm:

(name of the audit firm)

Certified auditor:

(name and surname)

BALANCE SHEET
balance as at 31.03.2026.

in EUR

Submitter: Luka Plöče Group			
Item	ADP code	Last day of the preceding business year	At the reporting date of the current period
1	2	3	4
A) RECEIVABLES FOR SUBSCRIBED CAPITAL UNPAID	001	0,00	0,00
B) FIXED ASSETS (ADP 003+010+020+031+036)	002	56.345.067,29	56.239.669,14
I INTANGIBLE ASSETS (ADP 004 to 009)	003	1.222.530,72	1.194.425,22
1 Research and development	004	0,00	0,00
2 Concessions, patents, licences, trademarks, software and other rights	005	0,00	0,00
3 Goodwill	006	0,00	0,00
4 Advances for the purchase of intangible assets	007	0,00	0,00
5 Intangible assets in preparation	008	0,00	0,00
6 Other intangible assets	009	1.222.530,72	1.194.425,22
II TANGIBLE ASSETS (ADP 011 to 019)	010	54.570.250,39	54.492.957,74
1 Land	011	4.449.611,15	4.941.763,75
2 Buildings	012	1.742.130,69	1.725.113,28
3 Plant and equipment	013	44.833.629,56	44.277.409,03
4 Tools, working inventory and transportation assets	014	3.318.055,24	3.399.920,91
5 Biological assets	015	0,00	0,00
6 Advances for the purchase of tangible assets	016	0,00	0,00
7 Tangible assets in preparation	017	94.175,00	17.730,00
8 Other tangible assets	018	21.407,08	20.462,98
9 Investment property	019	111.241,67	110.557,79
III FIXED FINANCIAL ASSETS (ADP 021 to 030)	020	347.204,91	347.204,91
1 Investments in holdings (shares) of undertakings within the group	021	0,00	0,00
2 Investments in other securities of undertakings within the group	022	0,00	0,00
3 Loans, deposits, etc. to undertakings within the group	023	0,00	0,00
4 Investments in holdings (shares) of companies linked by virtue of participating interests	024	200.878,01	200.878,01
5 Investment in other securities of companies linked by virtue of participating interests	025	0,00	0,00
6 Loans, deposits etc. to companies linked by virtue of participating interests	026	0,00	0,00
7 Investments in securities	027	0,00	0,00
8 Loans, deposits, etc. given	028	146.326,90	146.326,90
9 Other investments accounted for using the equity method	029	0,00	0,00
10 Other fixed financial assets	030	0,00	0,00
IV RECEIVABLES (ADP 032 to 035)	031	71.022,06	71.022,06
1 Receivables from undertakings within the group	032	0,00	0,00
2 Receivables from companies linked by virtue of participating	033	0,00	0,00
3 Customer receivables	034	0,00	0,00
4 Other receivables	035	71.022,06	71.022,06
V DEFERRED TAX ASSETS	036	134.059,21	134.059,21
C) CURRENT ASSETS (ADP 038+046+053+063)	037	47.688.190,86	48.627.694,96
I INVENTORIES (ADP 039 to 045)	038	1.156.119,03	1.194.612,57
1 Raw materials and consumables	039	1.147.917,46	1.186.411,00
2 Production in progress	040	0,00	0,00
3 Finished goods	041	0,00	0,00
4 Merchandise	042	8.201,57	8.201,57
5 Advances for inventories	043	0,00	0,00
6 Fixed assets held for sale	044	0,00	0,00
7 Biological assets	045	0,00	0,00
II RECEIVABLES (ADP 047 to 052)	046	11.475.186,13	11.593.439,22
1 Receivables from undertakings within the group	047	0,00	0,00
2 Receivables from companies linked by virtue of participating	048	0,00	0,00
3 Customer receivables	049	10.378.363,11	10.086.966,06
4 Receivables from employees and members of the undertaking	050	1.012,45	1.642,86
5 Receivables from government and other institutions	051	742.908,48	1.158.182,09
6 Other receivables	052	352.902,09	346.648,21
III CURRENT FINANCIAL ASSETS (ADP 054 to 062)	053	919.765,72	11.311.926,10
1 Investments in holdings (shares) of undertakings within the group	054	0,00	0,00
2 Investments in other securities of undertakings within the group	055	0,00	0,00
3 Loans, deposits, etc. to undertakings within the group	056	0,00	0,00
4 Investments in holdings (shares) of companies linked by virtue of participating interests	057	0,00	0,00
5 Investment in other securities of companies linked by virtue of participating interests	058	0,00	0,00
6 Loans, deposits etc. to companies linked by virtue of participating interests	059	0,00	0,00
7 Investments in securities	060	52.130,00	52.130,00
8 Loans, deposits, etc. given	061	867.635,72	11.259.796,10
9 Other financial assets	062	0,00	0,00
IV CASH AT BANK AND IN HAND	063	34.137.119,98	24.527.717,07
D) PREPAID EXPENSES AND ACCRUED INCOME	064	84.949,89	156.375,95
E) TOTAL ASSETS (ADP 001+002+037+064)	065	104.118.208,04	105.023.740,05
OFF-BALANCE SHEET ITEMS	066	0,00	0,00

LIABILITIES			
A) CAPITAL AND RESERVES (ADP 068 to	067	87.879.473,70	88.440.951,11
I INITIAL (SUBSCRIBED) CAPITAL	068	22.417.251,00	22.417.251,00
II CAPITAL RESERVES	069	11.731.516,24	11.731.516,24
III RESERVES FROM PROFIT (ADP 071+072-073+074+075)	070	5.201.057,81	5.201.057,81
1 Legal reserves	071	1.122.747,36	1.122.747,36
2 Reserves for treasury shares	072	1.181.838,21	1.181.838,21
3 Treasury shares and holdings (deductible item)	073	-141.524,46	-141.524,46
4 Statutory reserves	074	0,00	0,00
5 Other reserves	075	3.037.996,70	3.037.996,70
IV REVALUATION RESERVES	076	0,00	0,00
V FAIR VALUE RESERVES AND OTHER (ADP 078 to 083)	077	0,00	0,00
1 Financial assets at fair value through other comprehensive income (i.e. available for sale)	078	0,00	0,00
2 Cash flow hedge - effective portion	079	0,00	0,00
3 Hedge of a net investment in a foreign operation - effective portion	080	0,00	0,00
4 Other fair value reserves	081	0,00	0,00
5 Exchange rate differences from translation of foreign operations (consolidation)	082	0,00	0,00
6 Exchange rate differences from translation into the presentation	083	0,00	0,00
VI RETAINED PROFIT OR LOSS BROUGHT FORWARD (ADP 085-	084	43.337.516,31	48.529.648,65
1 Retained profit	085	43.337.516,31	48.529.648,65
2 Loss brought forward	086	0,00	0,00
VII PROFIT OR LOSS FOR THE BUSINESS YEAR (ADP 088-089)	087	5.192.132,34	561.477,41
1 Profit for the business year	088	5.192.132,34	561.477,41
2 Loss for the business year	089	0,00	0,00
VIII MINORITY (NON-CONTROLLING) INTEREST	090	0,00	0,00
B) PROVISIONS (ADP 092 to 097)	091	646.931,60	646.931,60
1 Provisions for pensions, termination benefits and similar obligations	092	643.260,77	643.260,77
2 Provisions for tax liabilities	093	0,00	0,00
3 Provisions for ongoing legal cases	094	3.670,83	3.670,83
4 Provisions for renewal of natural resources	095	0,00	0,00
5 Provisions for warranty obligations	096	0,00	0,00
6 Other provisions	097	0,00	0,00
C) LONG-TERM LIABILITIES (ADP 099 to 109)	098	12.068.291,93	12.619.944,86
1 Liabilities to undertakings within the group	099	0,00	0,00
2 Liabilities for loans, deposits, etc. of undertakings within the group	100	0,00	0,00
3 Liabilities to companies linked by virtue of participating interests	101	0,00	0,00
4 Liabilities for loans, deposits etc. of companies linked by virtue of participating interests	102	0,00	0,00
5 Liabilities for loans, deposits etc.	103	0,00	0,00
6 Liabilities to banks and other financial institutions	104	7.724.023,02	7.724.023,02
7 Liabilities for advance payments	105	47.500,00	47.763,26
8 Liabilities to suppliers	106	0,00	0,00
9 Liabilities for securities	107	0,00	0,00
10 Other long-term liabilities	108	3.751.653,82	4.314.400,05
11 Deferred tax liability	109	545.115,09	533.758,53
D) SHORT-TERM LIABILITIES (ADP 111 to 124)	110	3.519.986,93	3.315.882,06
1 Liabilities to undertakings within the group	111	0,00	0,00
2 Liabilities for loans, deposits, etc. of undertakings within the group	112	0,00	0,00
3 Liabilities to companies linked by virtue of participating interests	113	113.653,84	123.230,09
4 Liabilities for loans, deposits etc. of companies linked by virtue of participating interests	114	0,00	0,00
5 Liabilities for loans, deposits etc.	115	0,00	0,00
6 Liabilities to banks and other financial institutions	116	1.054.247,85	790.453,80
7 Liabilities for advance payments	117	7.335,93	56.877,94
8 Liabilities to suppliers	118	521.624,88	677.948,60
9 Liabilities for securities	119	0,00	0,00
10 Liabilities to employees	120	597.840,14	569.154,07
11 Taxes, contributions and similar liabilities	121	444.969,73	415.891,24
12 Liabilities arising from the share in the result	122	0,00	0,00
13 Liabilities arising from fixed assets held for sale	123	0,00	0,00
14 Other short-term liabilities	124	780.314,56	682.326,32
E) ACCRUALS AND DEFERRED INCOME	125	3.523,88	30,42
F) TOTAL – LIABILITIES (ADP 067+091+098+110+125)	126	104.118.208,04	105.023.740,05
G) OFF-BALANCE SHEET ITEMS	127	0,00	0,00

STATEMENT OF PROFIT OR LOSS
for the period 01.01.2026. to 31.03.2026.

in EUR

Submitter: Luka Ploče Group

Item	ADP code	Same period of the previous year		Current period	
		Cumulative	Quarter	Cumulative	Quarter
1	2	3	4	5	6
I OPERATING INCOME (ADP 002 to 006)	001	5.504.873,00	5.504.873,00	5.834.987,95	5.834.987,95
1 Income from sales with undertakings within the group	002	0,00	0,00	0,00	0,00
2 Income from sales	003	4.890.678,00	4.890.678,00	5.736.567,84	5.736.567,84
3 Income from the use of own products, goods and services	004	21.512,00	21.512,00	39.689,75	39.689,75
4 Other operating income with undertakings within the group	005	0,00	0,00	0,00	0,00
5 Other operating income (outside the group)	006	592.683,00	592.683,00	58.730,36	58.730,36
II OPERATING EXPENSES (ADP 008+009+010+011+012+013+014+015+016+017+018+019+020+021+022+023+024+025+026+027+028)	007	5.436.398,00	5.436.398,00	5.298.301,01	5.298.301,01
1 Changes in inventories of work in progress and finished goods	008	0,00	0,00	0,00	0,00
2 Material costs (ADP 010 to 012)	009	1.767.843,00	1.767.843,00	1.735.893,21	1.735.893,21
a) Costs of raw materials and consumables	010	570.164,00	570.164,00	593.238,20	593.238,20
b) Costs of goods sold	011	0,00	0,00	0,00	0,00
c) Other external costs	012	1.197.679,00	1.197.679,00	1.142.655,01	1.142.655,01
3 Staff costs (ADP 014 to 016)	013	2.411.062,00	2.411.062,00	2.420.625,43	2.420.625,43
a) Net salaries and wages	014	1.529.666,00	1.529.666,00	1.519.382,71	1.519.382,71
b) Tax and contributions from salary costs	015	561.271,00	561.271,00	577.658,11	577.658,11
c) Contributions on salaries	016	320.125,00	320.125,00	323.584,61	323.584,61
4 Depreciation	017	927.246,00	927.246,00	898.757,71	898.757,71
5 Other costs	018	330.247,00	330.247,00	240.241,48	240.241,48
6 Value adjustments (ADP 020+021)	019	0,00	0,00	2.689,05	2.689,05
a) fixed assets other than financial assets	020	0,00	0,00	0,00	0,00
b) current assets other than financial assets	021	0,00	0,00	2.689,05	2.689,05
7 Provisions (ADP 023 to 028)	022	0,00	0,00	0,00	0,00
a) Provisions for pensions, termination benefits and similar obligations	023	0,00	0,00	0,00	0,00
b) Provisions for tax liabilities	024	0,00	0,00	0,00	0,00
c) Provisions for ongoing legal cases	025	0,00	0,00	0,00	0,00
d) Provisions for renewal of natural resources	026	0,00	0,00	0,00	0,00
e) Provisions for warranty obligations	027	0,00	0,00	0,00	0,00
f) Other provisions	028	0,00	0,00	0,00	0,00
8 Other operating expenses	029	0,00	0,00	94,13	94,13
III FINANCIAL INCOME (ADP 031 to 040)	030	36.253,00	36.253,00	111.377,51	111.377,51
1 Income from investments in holdings (shares) of undertakings within	031	0,00	0,00	0,00	0,00
2 Income from investments in holdings (shares) of companies linked by virtue of participating interests	032	0,00	0,00	0,00	0,00
3 Income from other long-term financial investment and loans granted to undertakings within the group	033	0,00	0,00	0,00	0,00
4 Other interest income from operations with undertakings within the group	034	0,00	0,00	0,00	0,00
5 Exchange rate differences and other financial income from operations with undertakings within the group	035	0,00	0,00	0,00	0,00
6 Income from other long-term financial investments and loans	036	0,00	0,00	0,00	0,00
7 Other interest income	037	36.253,00	36.253,00	110.103,00	110.103,00
8 Exchange rate differences and other financial income	038	0,00	0,00	1.274,51	1.274,51
9 Unrealised gains (income) from financial assets	039	0,00	0,00	0,00	0,00
10 Other financial income	040	0,00	0,00	0,00	0,00
IV FINANCIAL EXPENSES (ADP 042 to 048)	041	158.263,00	158.263,00	97.943,60	97.943,60
1 Interest expenses and similar expenses with undertakings within the group	042	0,00	0,00	0,00	0,00
2 Exchange rate differences and other expenses from operations with	043	1.183,00	1.183,00	0,00	0,00
3 Interest expenses and similar expenses	044	142.238,00	142.238,00	97.943,60	97.943,60
4 Exchange rate differences and other expenses	045	14.842,00	14.842,00	0,00	0,00
5 Unrealised losses (expenses) from financial assets	046	0,00	0,00	0,00	0,00
6 Value adjustments of financial assets (net)	047	0,00	0,00	0,00	0,00
7 Other financial expenses	048	0,00	0,00	0,00	0,00
V SHARE IN PROFIT FROM UNDERTAKINGS LINKED BY VIRTUE OF PARTICIPATING INTERESTS	049	0,00	0,00	0,00	0,00
VI SHARE IN PROFIT FROM JOINT VENTURES	050	0,00	0,00	0,00	0,00
VII SHARE IN LOSS OF COMPANIES LINKED BY VIRTUE OF PARTICIPATING INTEREST	051	0,00	0,00	0,00	0,00
VIII SHARE IN LOSS OF JOINT VENTURES	052	0,00	0,00	0,00	0,00
IX TOTAL INCOME (ADP 001+030+049 +050)	053	5.541.126,00	5.541.126,00	5.946.365,46	5.946.365,46
X TOTAL EXPENDITURE (ADP 007+041+051 + 052)	054	5.594.661,00	5.594.661,00	5.396.244,61	5.396.244,61
XI PRE-TAX PROFIT OR LOSS (ADP 053-054)	055	-53.535,00	-53.535,00	550.120,85	550.120,85
1 Pre-tax profit (ADP 053-054)	056	0,00	0,00	550.120,85	550.120,85
2 Pre-tax loss (ADP 054-053)	057	-53.535,00	-53.535,00	0,00	0,00
XII INCOME TAX	058	-11.357,00	-11.357,00	-11.356,56	-11.356,56
XIII PROFIT OR LOSS FOR THE PERIOD (ADP 055-059)	059	-42.178,00	-42.178,00	561.477,41	561.477,41
1 Profit for the period (ADP 055-059)	060	0,00	0,00	561.477,41	561.477,41
2 Loss for the period (ADP 059-055)	061	-42.178,00	-42.178,00	0,00	0,00
DISCONTINUED OPERATIONS (to be filled in by undertakings subject to IFRS only with discontinued operations)					
XIV PRE-TAX PROFIT OR LOSS OF DISCONTINUED OPERATIONS (ADP 063-064)	062	0,00	0,00	0,00	0,00
1 Pre-tax profit from discontinued operations	063	0,00	0,00	0,00	0,00
2 Pre-tax loss on discontinued operations	064	0,00	0,00	0,00	0,00
XV INCOME TAX OF DISCONTINUED OPERATIONS	065	0,00	0,00	0,00	0,00
1 Discontinued operations profit for the period (ADP 062-065)	066	0,00	0,00	0,00	0,00
2 Discontinued operations loss for the period (ADP 065-062)	067	0,00	0,00	0,00	0,00
TOTAL OPERATIONS (to be filled in only by undertakings subject to IFRS with discontinued operations)					
XVI PRE-TAX PROFIT OR LOSS (ADP 055+062)	068	0,00	0,00	0,00	0,00
1 Pre-tax profit (ADP 068)	069	0,00	0,00	0,00	0,00
2 Pre-tax loss (ADP 068)	070	0,00	0,00	0,00	0,00
XVII INCOME TAX (ADP 058+065)	071	0,00	0,00	0,00	0,00
XVIII PROFIT OR LOSS FOR THE PERIOD (ADP 068-071)	072	0,00	0,00	0,00	0,00
1 Profit for the period (ADP 068-071)	073	0,00	0,00	0,00	0,00
2 Loss for the period (ADP 071-068)	074	0,00	0,00	0,00	0,00
APPENDIX to the P&L (to be filled in by undertakings that draw up consolidated annual financial statements)					
XIX PROFIT OR LOSS FOR THE PERIOD (ADP 076+077)	075	0,00	0,00	0,00	0,00
1 Attributable to owners of the parent	076	0,00	0,00	0,00	0,00
2 Attributable to minority (non-controlling) interest	077	0,00	0,00	0,00	0,00
STATEMENT OF OTHER COMPREHENSIVE INCOME (to be filled in by undertakings subject to IFRS)					
I PROFIT OR LOSS FOR THE PERIOD	078	-42.178,00	-42.178,00	561.477,41	561.477,41

II OTHER COMPREHENSIVE INCOME/LOSS BEFORE TAX (ADP 80 + 87)	079	0,00	0,00	0,00	0,00
III Items that will not be reclassified to profit or loss (ADP 081 to 085)	080	0,00	0,00	0,00	0,00
1 Changes in revaluation reserves of fixed tangible and intangible assets	081	0,00	0,00	0,00	0,00
2 Profit or loss arising from subsequent measurement of equity securities at fair value through other comprehensive income	082	0,00	0,00	0,00	0,00
3 Changes in the fair value of the financial liability at fair value through statement of profit or loss that is attributable to changes in the credit risk of that liability	083	0,00	0,00	0,00	0,00
4 Actuarial gains/losses on the defined benefit obligation	084	0,00	0,00	0,00	0,00
5 Other items that will not be reclassified	085	0,00	0,00	0,00	0,00
6 Income tax relating to items that will not be reclassified	086	0,00	0,00	0,00	0,00
IV Items that may be reclassified to profit or loss (ADP 088 to 095)	087	0,00	0,00	0,00	0,00
1 Exchange rate differences from translation of foreign operations	088	0,00	0,00	0,00	0,00
2 Exchange rate differences from translation into the presentation currency	089	0,00	0,00	0,00	0,00
3 Profit or loss arising from subsequent measurement of debt securities at fair value through other comprehensive income	090	0,00	0,00	0,00	0,00
4 Profit or loss arising from effective cash flow hedging	091	0,00	0,00	0,00	0,00
5 Profit or loss arising from effective hedge of a net investment in a foreign operation	092	0,00	0,00	0,00	0,00
6 Share in other comprehensive income/loss of companies linked by virtue of participating interests	093	0,00	0,00	0,00	0,00
7 Changes in fair value of the time value of an option	094	0,00	0,00	0,00	0,00
8 Changes in fair value of the forward elements of forward contracts	095	0,00	0,00	0,00	0,00
9 Other items that may be reclassified to profit or loss	096	0,00	0,00	0,00	0,00
10 Income tax relating to items that may be reclassified to profit or loss	097	0,00	0,00	0,00	0,00
V NET OTHER COMPREHENSIVE INCOME OR LOSS (ADP 080+087 - 086 - 097)	098	0,00	0,00	0,00	0,00
VI COMPREHENSIVE INCOME OR LOSS FOR THE PERIOD (ADP	099	-42.178,00	-42.178,00	561.477,41	561.477,41
APPENDIX to the Statement on comprehensive income (to be filled in by undertakings that draw up consolidated statements)					
VII COMPREHENSIVE INCOME OR LOSS FOR THE PERIOD (ADP	100	-42.178,00	-42.178,00	561.477,41	561.477,41
1 Attributable to owners of the parent	101	-42.178,00	-42.178,00	561.477,41	561.477,41
2 Attributable to minority (non-controlling) interest	102	0,00	0,00	0,00	0,00

STATEMENT OF CASH FLOWS - indirect method
for the period 01.01.2026. to 31.03.2026.

in EUR

Submitter: Luka Ploče Group			
Item	ADP code	Same period of the previous year	Current period
1	2	3	4
Cash flow from operating activities			
1 Pre-tax profit	001	-53.535,00	550.120,85
2 Adjustments (ADP 003 to 010):	002	1.020.690,00	889.112,28
a) Depreciation	003	927.246,00	898.757,71
b) Gains and losses from sale and value adjustment of fixed tangible and intangible assets	004	-12.541,00	-175,03
c) Gains and losses from sale and unrealised gains and losses and value adjustment of financial assets	005	0,00	2.689,00
d) Interest and dividend income	006	-36.253,00	-110.103,00
e) Interest expenses	007	142.238,00	97.943,60
f) Provisions	008	0,00	0,00
g) Exchange rate differences (unrealised)	009	0,00	0,00
h) Other adjustments for non-cash transactions and unrealised gains and losses	010	0,00	0,00
I Cash flow increase or decrease before changes in working capital (ADP 001+002)	011	967.155,00	1.439.233,13
3 Changes in the working capital (ADP 013 to 016)	012	10.101.313,00	-9.954.819,87
a) Increase or decrease in short-term liabilities	013	-442.283,00	186.755,91
b) Increase or decrease in short-term receivables	014	10.635.475,00	291.397,05
c) Increase or decrease in inventories	015	-139,00	-35.493,57
d) Other increase or decrease in working capital	016	-91.740,00	-10.397.479,26
II Cash from operations (ADP 011+012)	017	11.068.468,00	-8.515.586,74
4 Interest paid	018	-142.238,00	-97.943,60
5 Income tax paid	019	-597.428,00	-394.747,32
A) NET CASH FLOW FROM OPERATING ACTIVITIES (ADP 017 to 019)	020	10.328.802,00	-9.008.277,66
Cash flow from investment activities			
1 Cash receipts from sales of fixed tangible and intangible assets	021	41.140,00	490,79
2 Cash receipts from sales of financial instruments	022	0,00	0,00
3 Interest received	023	36.523,00	110.103,00
4 Dividends received	024	0,00	0,00
5 Cash receipts from repayment of loans and deposits	025	0,00	0,00
6 Other cash receipts from investment activities	026	0,00	0,00
III Total cash receipts from investment activities (ADP 021 to 026)	027	77.663,00	110.593,79
1 Cash payments for the purchase of fixed tangible and intangible assets	028	-223.963,00	-296.829,17
2 Cash payments for the acquisition of financial instruments	029	0,00	0,00
3 Cash payments for loans and deposits for the period	030	0,00	0,00
4 Acquisition of a subsidiary, net of cash acquired	031	0,00	0,00
5 Other cash payments from investment activities	032	0,00	0,00
IV Total cash payments from investment activities (ADP 028 to 032)	033	-223.963,00	-296.829,17
B) NET CASH FLOW FROM INVESTMENT ACTIVITIES (ADP 027+033)	034	-146.300,00	-186.235,38
Cash flow from financing activities			
1 Cash receipts from the increase in initial (subscribed) capital	035	0,00	0,00
2 Cash receipts from the issue of equity financial instruments and debt financial instruments	036	0,00	0,00
3 Cash receipts from credit principals, loans and other borrowings	037	0,00	0,00
4 Other cash receipts from financing activities	038	0,00	0,00
V Total cash receipts from financing activities (ADP 035 to 038)	039	0,00	0,00
1 Cash payments for the repayment of credit principals, loans and other borrowings and debt financial instruments	040	-513.485,00	-263.484,60
2 Cash payments for dividends	041	0,00	0,00
3 Cash payments for finance lease	042	0,00	0,00
4 Cash payments for the redemption of own shares and decrease in initial (subscribed) capital	043	0,00	0,00
5 Other cash payments from financing activities	044	-138.813,00	-151.405,27
VI Total cash payments from financing activities (ADP 040 to 044)	045	-652.298,00	-414.889,87
C) NET CASH FLOW FROM FINANCING ACTIVITIES (ADP 039+045)	046	-652.298,00	-414.889,87
1 Unrealised exchange rate differences in respect of cash and cash	047	0,00	0,00
D) NET INCREASE OR DECREASE IN CASH FLOW (ADP 020+034+046+047)	048	9.530.204,00	-9.609.402,91
E) CASH AND CASH EQUIVALENTS AT THE BEGINNING OF THE PERIOD	049	22.879.561,00	34.137.119,98
F) CASH AND CASH EQUIVALENTS AT THE END OF THE PERIOD (ADP 048+049)	050	32.409.765,00	24.527.717,07

NOTES TO FINANCIAL STATEMENTS – QFS
(drawn up for quarterly periods)

Name of the issuer: LUKA PLOČE D.D.

Personal identification number (OIB): 51228874907

Reporting period: 01.01.2026 -31.03.2026.

Notes to financial statements for quarterly periods include:

- a) explanation of business events relevant to understanding changes in the statement of financial position and financial performance for the quarterly reporting period of the issuer with respect to the last business year: information is provided regarding these events and relevant information published in the last annual financial statement is updated (paragraphs 15 to 15c of the IAS 34 – Interim Financial Reporting)
- b) information on the access to the latest annual financial statements, for the purpose of understanding information published in the notes to financial statements drawn up for the quarterly reporting period
- c) a statement explaining that the same accounting policies are applied while drawing up financial statements for the quarterly reporting period as in the latest annual financial statements or, in the case where the accounting policies have changed, a description of the nature and effect of the changes (paragraph 16A(a) of the IAS 34 – Interim Financial Reporting)
- d) a description of the financial performance in the case of the issuer whose business is seasonal (paragraphs 37 and 38 of the IAS 34 – Interim Financial Reporting)
- e) other disclosures prescribed by the IAS 34 – Interim Financial Reporting, and
- f) in the notes to the quarterly financial statements, in addition to the information stated above, information in respect of the following matters shall be disclosed:
 1. issuer's name, registered office (address), legal form, country of establishment, entity's registration number and, if applicable, the indication whether the issuer is undergoing liquidation, bankruptcy proceedings, shortened termination proceedings or extraordinary administration
 2. adopted accounting policies (only an indication of whether there has been a change relative to the previous period)
 3. the total amount of any financial commitments, guarantees or contingencies that are not included in the balance sheet, and an indication of the nature and form of any valuable security which has been provided; any commitments concerning pensions of the issuer within the group or company linked by virtue of participating interest shall be disclosed separately
 4. the amount and nature of individual items of income or expenditure which are of exceptional size or incidence
 5. amounts owed by the issuer and falling due after more than five years, as well as the total debts of the issuer covered by valuable security furnished, with an indication of the nature and form of the security
 6. average number of employees during the current period
 7. where, in accordance with the regulations, the issuer capitalised on the cost of salaries in part or in full, information on the amount of the total cost of employees during the year broken down into the amount directly debiting the costs of the period and the amount capitalised on the value of the assets during the period, showing separately the total amount of net salaries and the amount of taxes, contributions from salaries and contributions on salaries
 8. where a provision for deferred tax is recognised in the balance sheet, the deferred tax balances at the end of the financial year, and the movement in those balances during the financial year
 9. the name and registered office of each of the companies in which the issuer, either itself or through a person acting in their own name but on the issuer's behalf, holds a participating interest, showing the proportion of the capital held, the amount of capital and reserves, and the profit or loss for the latest financial year of the company concerned for which financial statements have been adopted; the information concerning capital and reserves and the profit or loss may be omitted where the company concerned does not publish its balance sheet and is not controlled by another company
 10. the number and the nominal value or, in the absence of a nominal value, the accounting par value of the shares subscribed during the financial year within the limits of the authorised capital
 11. the existence of any participation certificates, convertible debentures, warrants, options or similar securities or rights, with an indication of their number and the rights they confer
 12. the name, registered office and legal form of each of the companies of which the issuer is a member having unlimited liability
 13. the name and registered office of the company which draws up the quarterly consolidated financial statements of the largest group of companies of which the issuer forms part as a controlled group member
 14. the name and registered office of the company which draws up the quarterly consolidated financial statements of the smallest group of companies of which the issuer forms part as a controlled group member and which is also included in the group of companies referred to in point 13
 15. the place where copies of the quarterly consolidated financial statements referred to in points 13 and 14 may be obtained, provided that they are available
 16. the nature and business purpose of the issuer's arrangements that are not included in the balance sheet and the financial impact on the issuer of those arrangements, provided that the risks or benefits arising from such arrangements are material and in so far as the disclosure of such risks or benefits is necessary for the purposes of assessing the financial position of the issuer
 17. the nature and the financial effect of material events arising after the balance sheet date which are not reflected in the profit and loss account or balance sheet

- a) Refer to the MANAGEMENT REPORT for quarter 1 of 2026.
- b) The latest annual financial statements of the issuer can be accessed on the Issuer's official website: www.lukaploce.hr; the Zagreb Stock Exchange website: www.zse.hr; as well as on the Official register of prescribed information (HANFA).
- c) Accounting policies consistent with those applied in the audited annual financial statements for the year ended 31 December 2025, have been applied to the quarterly reporting for 2026. These are in accordance with International Financial Reporting Standards as adopted in the EU.
- d) Not applicable
- e) Not applicable

1. Luka Ploče d.d.

Trg kralja Tomislava 21, 20340 Ploče, Croatia
MBS:090006523; Commercial court in Split, Permanent services in Dubrovnik
OIB: 51228874907 MB: 03036138

Controlled entities (100% owned subsidiaries)

Pomorski servis Luka Ploče d.o.o	Pločanska plovodba d.o.o	Luka šped d.o.o
Trg kralja Tomislava 21	Vladimira Nazora 47	Lučka cesta b.b.
20340 Ploče	20340 Ploče	20340 Ploče
MB: 01400282	MB: 01556258	MB: 01388592
OIB: 18875024938	OIB: 39778257122	OIB: 28527523504

New Concrete Technologies

Trg kralja Tomislava 21
20340 Ploče
MB: 04951832
OIB: 86977206076

The principle activities of the Company: port services (handling of goods), storage and wholesale and retail services in domestic and foreign trade. Other activities of the Group include construction services, maintenance, maritime services, trading and other services.

2. Accounting policies consistent with those applied in the audited annual financial statements for the year ended 31 December 2025, have been applied to the quarterly reporting for 2026. These are in accordance with International Financial Reporting Standards as adopted in the EU.
3. The Group does not have any financial commitments, guarantees or contingencies that are not included in the balance sheet.
4. Refer to the MANAGEMENT REPORT for quarter 1 of 2026.
5. The Group has liabilities relating to leases under IFRS 16 (4,499,602 EUR), long term bank borrowings for purchased PPE against which insurance policies have been secured (7,709,223 EUR) and liabilities towards the State for sold apartments sold on credit to its employees in accordance with the legal regulations of the Republic of Croatia in the early 1990's and which are secured by mortgages on the apartments (34,295 EUR).
6. The average number of employees during quarter 1 of 2026: 394
7. The Group has not capitalised on the cost of salaries in part or in full.
8. Deferred tax amounts to 134,059 EUR on 31 March 2026. Deferred tax liability amounts 535,758 EUR on 31 March 2026.
9. The Group has an equity stake in 2 associates, namely (1) Lučka sigurnost d.o.o. Trg kralja Tomislava 21, 20340 Ploče in which it holds a 49% stake and (2) Vizir d.o.o. Trg kralja Tomislava 21, 20340 Ploče in which it holds a 49% stake. Refer to note 20 and note 34 in the audited financial statements for the year ended 31 December 2025. There were no changes to said in 2026.
10. The share capital of the Company as at 31 March 2026 comprises 422,967 shares. The nominal value amounts to 53 EUR.
11. The Group has no participation certificates, convertible debentures, warrants, options or similar securities or rights.
12. Not applicable
13. The consolidated financial statements of the Issuer refer to the largest group of undertakings of which the undertaking forms part as a controlled group member. The Issuer is not a controlled member of any other group. Refer to point 1 above for detail regarding name and registered office of the Issuer who is responsible for preparing consolidated financial statements.
14. Not applicable
15. The Company prepares the consolidated financial statements which are published on the websites: www.lukaploce.hr i www.zse.hr
16. Not applicable
17. There were no material events arising after the balance sheet date which were not reflected in the profit and loss account or balance sheet at 31.03.2026.

STATEMENT OF RESPONSIBILITY FOR COMPILING THE QUARTERLY REPORT

To the best of our knowledge, the unaudited financial statements for the first three months of 2026 of the Issuer Luka Ploče d.d. (the "Company") are prepared in accordance with applicable financial reporting standards.

The unaudited separate financial statements of the Company Luka Ploče d.d. and the unaudited consolidated financial statements of the Luka Ploče Group for the period 1 January 2026 to 31 March 2026 give a true and objective view of the assets and liabilities, financial position, profit or loss of the Company and the companies included in the consolidation as a whole.

The interim management report objectively presents the development and results of business activities of the Company and the companies included in the consolidation as a whole, as well as a description of the most significant risks and uncertainties to which they are exposed.

Hrvoje Livaja
President of the Management Board

Marin Bodrušić
Member of the Management Board

Ploče, 23.04.2026.

The Company is registered at the Commercial court in Split, Permanent services in Dubrovnik under the Registered Company Number (MBS): 090006523, Company Identification Number (OIB): 51228874907, The capital stock in the amount of 22.417.251,00 EUR was paid in full. Luka Ploče d.d. issued a total of 422.967 ordinary shares, in the nominal amount of 53,00 EUR. President of the Management Board: Hrvoje Livaja, Management Board member: Daniela Marelić

Privredna banka Zagreb d.d. Zagreb IBAN: HR4023400091510538508
Hrvatska poštanska banka d.d. Zagreb IBAN: HR1223900011101353369
Raiffeisenbank Austria d.d. Zagreb IBAN: HR5624840081100491016
OTP banka d.d. Dubrovnik IBAN: HR0824070001100617393
Slatinska banka d.d. IBAN: HR9624120091139007214