

InterCapital CROBEX10tr

Unit Class A - UCITS ETF



September 2024

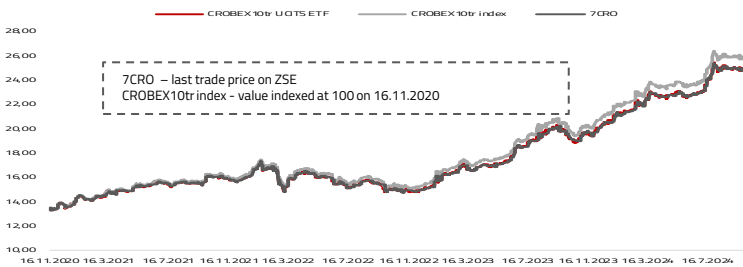
Investment goal and strategy

InterCapital CROBEX10tr UCITS ETF is an open-ended equity UCITS fund with public offering traded on a stock exchange. The investment goal of the ETF is to replicate the structure and performance of the Zagreb Stock Exchange CROBEX10tr index, which is used as a benchmark to evaluate the return realized by the ETF. The ETF's goal is to enable investors to achieve the return as similar as possible to the return of the reference index, with minimum tracking difference so the investor with a small investment participates in a diversified portfolio of the best stocks on the Zagreb Stock Exchange.

About CROBEX10tr index

CROBEX 10tr is a total return index with dividends taken into calculation. Index is composed of 10 stocks listed on Zagreb Stock Exchange with the largest free float market capitalization and highest trading volume. More information on index composition is available at www.zse.hr.

Unit value/ ETF / CROBEX10tr index



	1M	3M	12M	2024	2023	2022	2021	2020.*	ception**	AVG
CROBEX10tr UCITS ETF	-0,25%	8,17%	26,00%	20,38%	36,38%	-6,42%	17,83%	3,74%	87,79%	17,68%
CROBEX10tr index	-0,25%	8,33%	27,11%	21,13%	37,72%	-5,49%	18,95%	3,99%	93,17%	18,83%
7CRO	0,04%	9,17%	26,52%	22,25%	35,16%	-5,99%	16,93%	3,70%	88,36%	17,77%

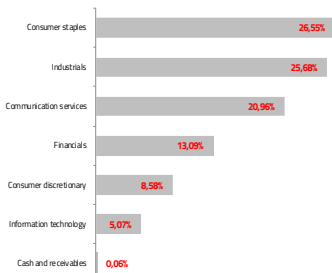
The basis for calculating the return of the CROBEX10tr UCITS ETF is the fund's unit price (NAV), and for 7CRO the closing price of ETF trading on the ZSE. The presented historical returns have an informative character, are the result of the Fund's performance in previous periods and do not represent an indication and do not have any impact on the future results of the Fund's performance.

*2020 return is calculated since 17.11.2020.

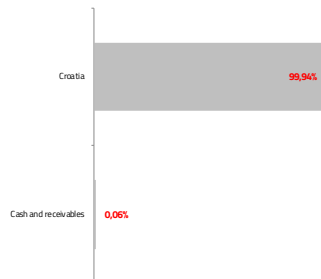
**Return since inception is calculated since 17.11.2020.

AVG - average annual return is calculated as $CAGR = (\text{Current unit value} / \text{Initial unit value})^{1/365} - 1$ / number of days

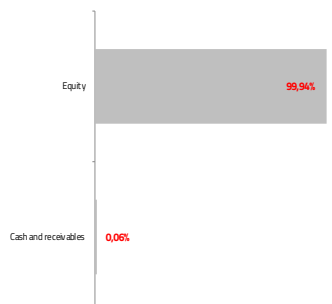
Sector breakdown



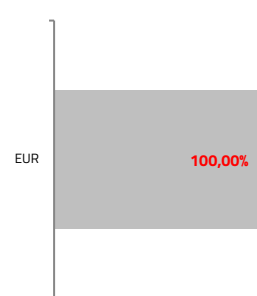
Geographic breakdown



Asset structure



Currency exposure



Fund and index characteristics

Tracking difference	-0,88%
Tracking error volatility	0,10%
Total expense ratio	0,98%
TTM ROE	11,25%
Dividend yield	2,56%
TTMP/E	15,87

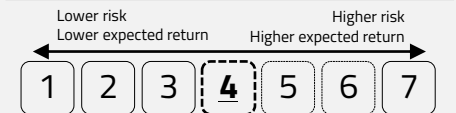
Key fund information

Asset management company	InterCapital Asset Management Ltd.
Fund type	UCITS
Country of domicile	Croatia
Depository bank	OTP bank d.d.
Market maker	INTERKAPITAL Securities Ltd.
Ticker	7CRO
Listed on	Zagreb Stock Exchange
Share class currency	EUR (HRK until 31.12.2022)
Initial unit value	13,27 EUR
Net asset	5,45 m EUR
Unit value*	24,92 EUR
Management fee	up to 0,80%
Depository fee	0,08%
Launch date	17.11.2020
ISIN	HRICAMFCR102
LEI	74780010569M8TMGHZ84

Top 10 holdings

Ticker	Issuer	% NAV
HT	HRVATSKI TELEKOM D.D.	20,98%
KOEI	KONČAR EI D.D.	19,92%
PODR	PODRAVKA D.D.	19,13%
ADRS2	ADRS GRUPA D.D.	9,49%
RIVP	VALAMAR RIVIERA D.D.	8,59%
ATGR	ATLANTIC GRUPA D.D.	7,44%
KODT	KONČAR DT D.D.	5,78%
HPB	HPB D.D.	3,61%
ERNT	ERICSSON NIKOLA TESLA D.D.	3,39%
SPAN	SPAN D.D.	1,69%
Top 10 total		100,02%

Risk / reward profile*



* Risk / reward profile is not guaranteed and is subject to change.

Market type exposure*

Regulated markets of member states	100,00%
Regulated markets other countries	0,00%
Recently issued securities	0,00%
Unlisted securities	0,00%

*Percentage share of securities in the Fund's net assets, grouped according to legally defined categories.

Important information

On the reporting date all securities in the Fund's portfolio are valued at market price.

This report has been prepared for information purposes based on data available and known to INTERCAPITAL ASSET MANAGEMENT d.o.o. at the time of its preparation and publication and as such is subject to change and does not constitute an offer to purchase shares in the Fund, nor can the information contained in this report be considered an investment recommendation. For detailed information on the conditions, characteristics and risks of investing in the Fund, please read the Prospectus, the Fund's Rules and Key Information for Investors, as well as the method of calculating the Fund's Indicators on the company's website (www.icam.hr).