

InterCapital Euro Money Market

UCITS ETF



October 2024

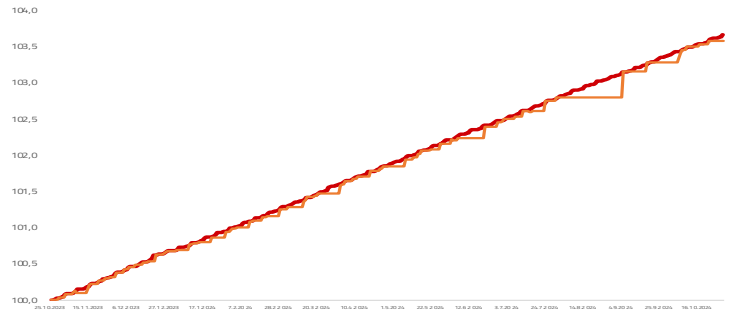
Key fund information

Asset management	InterCapital Asset Management d.o.o.
Fund type	Money market ETF
Net asset	37,16 m EUR
Unit value	103,6644
ISIN	HRICAMFEUMM1
LEI	747800J0ID2ZQYL
	DRT44
Depository bank	OTP banka d.d.
Min. payment	200.000 EUR
Launch date	25.10.2023
Initial unit value	100
Fund currency	EUR

Fund returns

2024.	2,96%
1Y	N/A
AVG	3,59%
2023.	0,69%
2022.	N/A
2021.	N/A
2020.	N/A
2019.	N/A

Fund unit value and ETF



* Annual return is calculated using the following formula: $Rann = (\text{report date unit value} / \text{initial unit value})^{365 / \text{number of days}}$

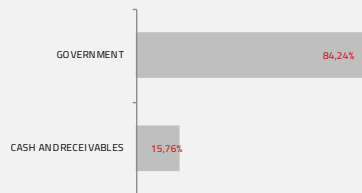
The displayed historical returns are for informational purposes, are the result of the Fund's operations in past periods and do not represent an indication nor have any impact on the future results of the Fund's operations.

Investment goal and strategy


Increase in the value of shares in the short term, to a value higher than the short-term rates on the money market, with high liquidity and low asset volatility; it will be endeavoured to achieve the objective by investing in money market instruments, primarily into treasury bills of issuers from the Republic of Croatia, other member states of the European Union, OECD, and CEFTA, then deposits with credit institutions, and reverse repo transactions.

Asset breakdown


Sector breakdown



Geographic breakdown



Asset structure



Currency exposure



Fund fees

Management fee	0,15%
Depository fee	0,08%
Entry fee	0,00%
Redemption fee	0,00%

Market type exposures

Regulated markets of member states	100,00%
Regulated markets other countries	0,00%
Recently issued securities	0,00%
Unlisted securities	0,00%

Important information

On the reporting date all securities in the Fund's portfolio are valued at market price. This report has been prepared for information purposes based on data available and known to INTERCAPITAL ASSET MANAGEMENT d.o.o. at the time of its preparation and publication and as such is subject to change and does not constitute an offer to purchase shares in the Fund, nor can the information contained in this report be considered an investment recommendation. For detailed information on the conditions, characteristics and risks of investing in the Fund, please read the Prospectus, the Fund's Rules and Key Information for Investors, as well as the method of calculating the Fund's Indicators on the company's website (www.icam.hr).

Top 10

Ticker	Type	Issuer	%NAV
BTF 0 12/18/24	T-bill	FRANCE	21,50%
BTF 0 01/22/25	Deposit	OTP BANKA D.D.	17,23%
Depozit PBZ D.D.	Deposit	PRIVREDNA BANKA ZAGREB D.D.	12,49%
BTF 0 01/08/25	T-bill	FRANCE	12,16%
BTF 0 12/11/24	T-bill	FRANCE	10,49%
BTF 0 12/04/24	T-bill	FRANCE	10,02%
BTF 0 02/05/25	T-bill	FRANCE	8,94%
Depozit OTP D.D.	T-bill	PBZ D.D.	3,27%
BTF 0 11/20/24	T-bill	PBZ D.D.	2,62%

Top 10 total

98,72%