

InterCapital SBITOP TR

Unit Class A - UCITS ETF



June 2024

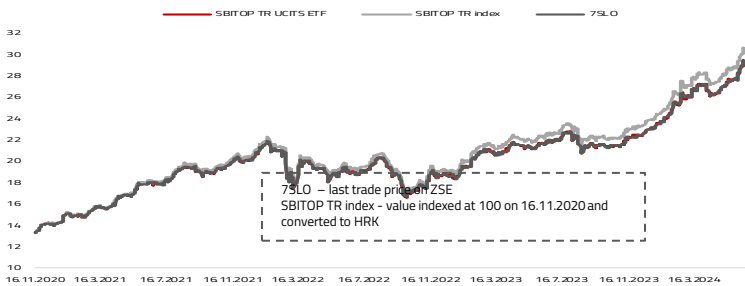
Investment goal and strategy

InterCapital SBITOP TR UCITS ETF is an open-ended equity UCITS fund with public offering traded on a stock exchange. The investment goal of the ETF is to replicate the structure and performance of the Ljubljana Stock Exchange SBITOP TR index, which is used as a benchmark to evaluate the return realized by the ETF. The ETF's goal is to enable investors to achieve the return as similar as possible to the return of the reference index, with minimum tracking difference so the investor with a small investment participates in a diversified portfolio of the best stocks on the Ljubljana Stock Exchange.

About SBITOP TR index

SBITOP TR is a total return index with dividends taken into calculation. Index is composed of stocks listed on Ljubljana Stock Exchange with the largest free float market capitalization and highest trading volume. More information on index composition is available at www.ljse.si.

Unit value/ ETF / SBITOP TR index



	1 M	3 M	12 M	2023.	2024.	2022.	2021.	2020.*	Inception**	AVG
SBITOP TR UCITS ETF	7,03%	9,66%	35,78%	26,09%	26,09%	-11,30%	45,55%	7,02%	123,74%	24,94%
SBITOP TR index	7,18%	9,97%	37,31%	27,76%	27,76%	-10,47%	47,24%	N/A	117,42%	24,90%
7SLO	6,38%	8,70%	34,40%	23,92%	23,92%	-10,47%	45,71%	7,20%	122,27%	24,71%

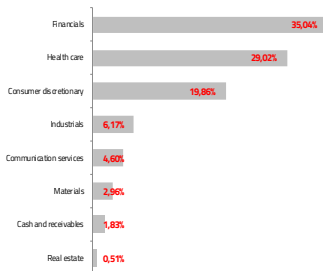
The basis for calculating the return of the SBITOPtr UCITS ETF is the fund's unit price (NAV), and for 7SLO the closing price of ETF trading on the ZSE. The presented historical returns have an informative character, are the result of the Fund's performance in previous periods and do not represent an indication and do not have any impact on the future results of the Fund's performance.

*2020 return is calculated since 17.11.2020.

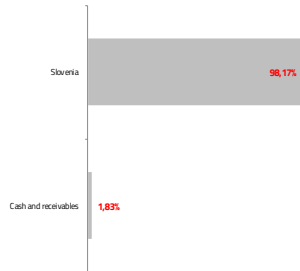
**Return since inception is calculated since 17.11.2020.

AVG – average annual return is calculated as $CAGR = (\text{Current unit value} / \text{Initial unit value})^{(365 / \text{number of days})}$

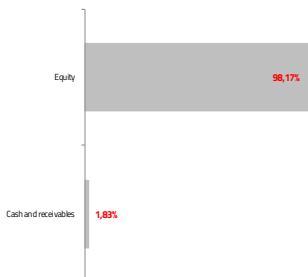
Sector breakdown



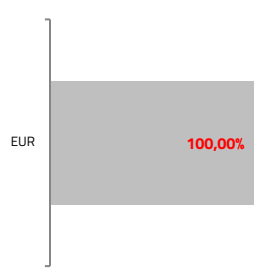
Geographic breakdown



Asset structure



Currency exposure



Fund and index characteristics

Tracking difference	-1,07%
Tracking error volatility	0,86%
Total expense ratio	0,97%
TTMROE	14,85%
Dividend yield	6,21%
TTMP/E	8,56

Key fund information

Asset management company	InterCapital Asset Management Ltd.
Fund type	UCITS ETF
Country of domicile	Croatia
Depository bank	OTP bank d.d.
Market maker	INTERKAPITAL Securities Ltd.
Ticker	7SLO
Listed on	Zagreb Stock Exchange
Share class currency	EUR
Initial unit value	13,27 EUR
Net asset	10,47 m EUR
Unit value	29,69 EUR
Management fee	0,70%
Depository fee	0,08%
Launch date	17.11.2020
ISIN	HRICAMFSBIO6
LEI	74780080W356FMMSYB23

Top 10 holdings

Ticker	Issuer	% NAV
KRKG SV	KRKA	29,30%
NLBR SV	PETROL	20,05%
PETG SV	NOVA LJUBLJANSKA BANKA	19,51%
ZVTG SV	ZAVAROVALNICA TRIGLAV	8,92%
POSR SV	REINSURANCE CO SAVA LTD	6,95%
LKPG SV	LUKA KOPER	6,23%
TLSG SV	TELEKOM SLOVENIJE	4,64%
CICG SV	CINKARNA CELJE	2,99%
EQNX SV	EQUINOX NEPREMICNINE	0,52%

Top 10 total 99,11%

Risk / reward profile*



* Risk / reward profile is not guaranteed and is subject to change.

Market type exposure*

Regulated markets of member states	100,00%
Regulated markets other countries	0,00%
Recently issued securities	0,00%
Unlisted securities	0,00%

*Percentage share of securities in the Fund's net assets, grouped according to legally defined categories.

Important information

On the reporting date all securities in the Fund's portfolio are valued at market price.

This report has been prepared for information purposes based on data available and known to INTERCAPITAL ASSET MANAGEMENT d.o.o. at the time of its preparation and publication and as such is subject to change and does not constitute an offer to purchase shares in the Fund, nor can the information contained in this report be considered an investment recommendation. For detailed information on the conditions, characteristics and risks of investing in the Fund, please read the Prospectus, the Fund's Rules and Key Information for Investors, as well as the method of calculating the Fund's Indicators on the company's website (www.icam.hr).