

**INTERIM REPORT  
BY MANAGEMENT OF  
AD PLASTIK GROUP AND  
AD PLASTIK D.D. SOLIN  
FOR THE FIRST NINE  
MONTHS OF 2023**



# AD Plastik Group and AD Plastik d.d. Solin

Reports for the period  
January 1, 2023 - September 30, 2023

The financial statements of all companies within the AD Plastik Group have been prepared on the going concern basis.

The most recent annual financial statements are available on the Zagreb Stock Exchange website at the following link:



The same accounting policies have been applied in preparing the financial statements for the quarterly reporting period as in the most recent annual financial statements.



# Contents

5	A brief overview in numbers
7	Comment by Marinko Došen, President of the Management Board
8	Financial results for the first nine months of 2023
12	Operating revenue per sales markets
13	AD Plastik Group with the consolidation of the corresponding ownership part in the affiliated company
15	Share
17	Addendum 1 - Alternative performance measures

## Management Report

21	Balance sheet
24	Statement of profit and loss
28	Statement of cash flows (indirect method)
30	Statement of changes in equity
34	Notes to financial statements - QFS

## Financial statement of AD Plastik Group

37	Balance sheet
40	Statement of profit and loss
44	Statement of cash flows (indirect method)
46	Statement of changes in equity
50	Notes to financial statements - QFS

## Financial statement of the company AD Plastik

51	Management's statement of responsibility
----	--



# Management Report

# A brief overview in numbers AD Plastik Group

EUR **94.97**  
million

OPERATING REVENUE

**+14.7%**

compared to the  
first nine months  
of 2022

EUR **6.92**  
million

EARNINGS BEFORE INTEREST, TAXES,  
DEPRECIATION AND AMORTIZATION (EBITDA)

**+350.5%**

compared to the  
first nine months  
of 2022 \*

EUR **0.40**  
million

NET PROFIT

\* EBITDA in 2022 have been normalized

# A brief overview in numbers

## AD Plastik d.d.

EUR **70.06**  
million

OPERATING REVENUE

**+14.8%**

compared to the  
first nine months  
of 2022

EUR **2.87**  
million

EARNINGS BEFORE INTEREST, TAXES,  
DEPRECIATION AND AMORTIZATION (EBITDA)

**+47.7%**

compared to the  
first nine months  
of 2022 \*

EUR **0.12**  
million

NET PROFIT

\* EBITDA in 2022 have been normalized

## Comment by Marinko Došen, President of the Management Board

We present you the AD Plastik Group's business results for the first nine months, which indicate a gradual stabilization of the market. This is manifested through the growth of sales of new cars, thereby increment in their production, that is, orders from our customers. Although we will certainly still have to wait for the figures in the car market to reach the pre-pandemic ones, positive trends significantly facilitate business and planning.

Better capacity utilization due to growth in orders, adjustment of sales prices, normalization of energy sources and material prices have had a positive effect also on the movement of margins and profitability. In the first nine months, the Group's operating revenue was higher by 14.7 percent compared to the same period last year and amounted to EUR 94.97 million, and the revenue achieved in the EU and Serbian markets was higher by as much as 20.4 percent.

EBITDA recorded a significant growth of 350.5 percent at the Group level and amounted to EUR 6.92 million. Although a modest net profit of EUR 0.4 million was achieved, significant progress was evident in comparison to the comparative period.

In the observed period, our focus was primarily on high-quality preparation and industrialization of new projects, related to which serial production will begin at the end of this year and mostly during the next year. Since good preparation is already half the job, I believe that we will successfully start the serial production of the projects that are ahead of us, because it is one of our most important tasks at the moment.

Currently, 30 projects in Europe are active, of which we expect the beginning of serial production for three projects by the end of the year, and next year serial production will start for 22 projects.

At the same time, our sales activities are directed towards new projects in the European market, with constant improvements and enhancements in our development activities. Despite the very demanding circumstances and global uncertainties, the slight recovery of the market gives reason for optimism and is an additional motive for us to realize our long-term goals.



In addition to the already recognized quality of the products we offer, our mission is to strengthen our position as a development supplier in this part of Europe, and we have been working intensively on this. Products with added value, for us, but also for our customers, are a long-term vision of successful survival in the automotive world, which we certainly strive for.

A handwritten signature in black ink, appearing to read 'Marinko Došen', written in a cursive style.

Marinko Došen  
President of the Management Board



# Financial results for the first nine months of 2023

AD Plastik Group is comprised of the following companies during the reporting period:

- AD Plastik d.d., Croatia
- AD Plastik Tisza Kft., Hungary
- ADP d.o.o., Serbia
- AD Plastik d.o.o., Slovenia
- AO AD Plastik Togliatti, Russia
- ZAO AD Plastik Kaluga, Russia

(hereinafter: AD Plastik Group)

The operating revenue of AD Plastik Group for the first nine months of 2023 amounted to EUR 94.97 million, which is a growth of 14.7 percent compared to the same period of the previous year. In the parent company, operating revenue was 14.8 percent higher and amounted to EUR 70.06 million. Recorded revenue growth is primarily related to growth in customer orders, due to normalization in supply chains and semiconductor purchasing.

Earnings before Interest, Taxes, Depreciation and Amortization (EBITDA) amounted to EUR 6.92 million at the Group level and EUR 2.87 million at the level of the parent

company. This is a growth of 350.5 percent at the Group level, or 47.7 percent at the level of the parent company, compared to the same period last year when the realized EBITDA were normalized for the value adjustment of the investments in Russia. The growth in customer orders, which has a positive effect on capacity utilization, along with the adjustments of sales prices and the normalization of energy sources and material prices, have had a positive effect on the movement of margins and profitability.

Although the realized net profit was modest in the first nine months, significant progress is visible compared to last year's results. Thus, the net profit of the Group amounted to EUR 0.4 million, while the net profit of the parent company was EUR 0.12 million.

The affiliated company from Romania also recorded an 11.3 percent increase in revenue and a 30.3 percent increase in net profit. This had a positive effect on the Group's net result, while the dividend paid in the observed period

had a positive effect on the realized net profit of the parent company.

In the observed period the company was focused on project and industrialization activities of significant new deals sealed in previous periods, the realization of which, i.e. the start of serial production, is expected at the end of 2023 and during 2024. Investments in new specific equipment and temporary financing for the manufacturing of tools for the aforementioned activities consequently influenced the growth of indebtedness.

The total value of AD Plastik Group's newly sealed deals for the European market in the first nine months was EUR 95.4 million, and all deals were sealed with Stellantis for various vehicle models and production sites.

Maintaining financial stability, increasing efficiency and profitability, and successful industrialization of new projects are still the main goals of the company in the coming period.



# Key performance indicators

Indicators (in EUR 000)	AD Plastik Group			AD Plastik d.d.		
	3Q 2022	3Q 2023	Index	3Q 2022	3Q 2023	Index
Operating revenue	82,816	94,972	114.68	61,057	70,064	114.75
Sales revenue	81,241	90,773	111.73	59,904	65,733	109.73
Operating expenses	100,698	95,615	94.95	65,831	72,570	110.24
EBITDA**	1,536	6,918	450.45	1,946	2,873	147.67
EBITDA last 4 quarters**	5,230	5,963	114.01	4,893	1,876	38.34
Net profit	-11,553	403	-	-12,609	118	-
NFD*	40,806	43,522	106.66	36,648	40,009	109.17
EBITDA margin**	1.85%	7.28%	543 bps	3.19%	4.10%	91bps
Net profit margin*	-13.95%	0.42%	1437 bps	-20.65%	0.17%	2082 bps
ROE*	-9.33%	2.13%	1145 bps	-11.52%	-1.12%	1040 bps
Capex*	4,464	6,287	140.84	2,627	4,596	174.94

\* In addition to the measures defined by International Financial Reporting Standards (IFRS), AD Plastik Group also uses alternative performance measures in its reports. An overview and definition of the indicators used in this document are provided in Addendum 1

\*\* Data related to EBITDA and EBITDA margin from the first nine months of 2022 have been normalized in terms of value adjustments related to Russia

# Operating expenses

Operating expenses (in EUR 000)	AD Plastik Group			AD Plastik d.d.		
	3Q 2022	3Q 2023	Index	3Q 2022	3Q 2023	Index
<b>OPERATING EXPENSES</b>	<b>100,698</b>	<b>95,615</b>	<b>94.95</b>	<b>65,831</b>	<b>72,570</b>	<b>110.24</b>
Changes in the value of work in process and finished products	-224	427	-	117	322	274.20
Material costs	56,118	61,746	110.03	43,017	48,639	113.07
Staff costs	21,491	21,831	101.58	13,349	15,137	113.39
Amortization	9,464	7,561	79.90	6,720	5,379	80.05
Other costs	11,113	3,594	32.34	2,481	2,884	116.23
Other operating expenses	2,737	455	16.63	146	208	142.51

# Net financial result



Net financial result (in EUR 000)	AD Plastik Group			AD Plastik d.d.		
	3Q 2022	3Q 2023	Index	3Q 2022	3Q 2023	Index
<b>FINANCIAL REVENUE</b>	3,391	93	2.73	1,846	2,766	149.90
Positive exchange rate differences	3,264	-	-	28	-	-
Interest income	128	93	72.56	307	283	92.27
Dividends	-	-	-	1,511	2,484	164.35
<b>FINANCIAL EXPENSES</b>	367	2,493	679.64	10,248	405	3.95
Negative exchange rate differences	-	1,911	-	4	0	2.72
Interest expenses	367	583	158.85	290	405	139.69
Value adjustment of financial assets	-	-	-	9,954	-	-
<b>FINANCIAL RESULT</b>	3,024	-2,401	-	-8,403	2,361	-

The negative impact on the Group's net financial result occurred due to negative exchange rate differences generated primarily due to the weakening of the Russian ruble. A positive effect of the dividend payment of

the affiliated Romanian company is visible at the parent company's level, and in the reporting period there were no value adjustments of the financial assets.

## Financial position

Indebtedness growth clearly continues in the third quarter of 2023, which is a consequence of investments in new projects and temporary financing of their tools. After the start of serial production of individual projects, which is planned during the next year, a gradual reduction of the company's indebtedness will follow.

The Group's net financial debt amounted to EUR 43.52 million, which is an increase of EUR 5.72 million compared to December 31, 2022. The net financial debt of the parent company increased by EUR 6.39 million and amounted to EUR 40 million. The NFD/EBITDA indicators for the Group and the parent company are more favorable than at the end of 2022, but they are still at high levels and their normalization is expected in the coming periods.

The indebtedness ratio increased slightly compared to December 31, 2022, at the level of the Group and the parent company and amounted to 0.45 and 0.42, respectively. Return on equity (ROE) was 2.1 percent at the Group level, or -1.1 percent in the parent company.



Abbreviated balance sheet (in EUR 000)	AD Plastik Group			AD Plastik d.d.		
	31 DEC 2022	30 SEP 2023	Index	31 DEC 2022	30 SEP 2023	Index
<b>ASSETS</b>	180,973	179,552	99.21	149,429	155,636	104.15
Noncurrent assets	127,189	121,695	95.68	114,405	111,674	97.61
Current assets	52,370	57,290	109.39	33,965	43,562	128.25
Prepaid expenses and accrued income	1,414	566	40.06	1,059	400	37.75
<b>LIABILITIES</b>	77,175	80,230	103.96	59,384	65,473	110.25
Noncurrent liabilities	25,696	28,306	110.16	22,740	25,299	111.25
Current liabilities	49,840	51,539	103.41	35,146	39,941	113.64
Accrued expenses and deferred revenue	1,639	385	23.48	1,499	233	15.57
<b>CAPITAL</b>	103,798	99,322	95.69	90,045	90,163	100.13



# Operating revenue and market trends

The realized revenue of AD Plastik Group in the EU and Serbian markets in the first nine months of 2023 amounted to EUR 84.45 million and it was 20.4 percent higher than in the comparable period. The main reasons are the growth in customer orders, as a result of the normalization of the supply of semiconductors, with certain adjustments of sales prices. Therefore, the share of revenue generated in these markets continues to grow and constitutes 88.9 percent of the Group's total revenue. Compared to the same period last year, revenue from the Russian market was 17 percent lower and amounted to EUR 10.52 million.

Russian companies, viewed as a whole in the above circumstances, are self-sustaining and financially independent of the parent company. The factory in Kaluga stopped its serial production operations and optimized the organization, while the factory in Togliatti continues to produce components at somewhat lower levels of capacity utilization.

In the first nine months of 2023, the number of newly registered vehicles in the EU market increased by 16.9 percent compared to the previous year, and a total of eight million new passenger vehicles were registered. Although the stated figures are still lower than those achieved in the record-breaking 2019, it is a significant growth that confirms the recovery of the European automotive industry. Growth in the sales of new vehicles was recorded in all markets, except Hungary, so Italy recorded a growth of 20.5 percent, Spain 18.5 percent, France 15.9 percent, and Germany, the largest EU market, despite a slight 0.1 percent drop in September, recorded a growth of 14.5 percent in the first nine months compared to the comparative period of 2022.

The Volkswagen Group continues to hold the largest share in the EU market of 26.2 percent and recorded a sales growth of 21.7 percent, followed by Stellantis with a share of 18.4 percent and sales growth of 5.5 percent, while the Renault Group, holding a share of 10.8 percent, recorded a sales growth of 20.8 percent in the first nine months.



# AD Plastik Group with the consolidation of the corresponding ownership part in the affiliated company

In order to present a clearer picture of the business, a comparable, shortened, consolidated profit and loss account of AD Plastik Group for 2022 and 2023 has been

created, with the profit and loss account of the affiliated company Euro Auto Plastic Systems s.r.l. Mioveni, Romania (50 percent of ownership of AD Plastik d.d.).

(in EUR 000)

Positions	3Q 2022	3Q 2023	Index
OPERATING REVENUE	114,610	130,015	113.4
OPERATING EXPENSES	129,030	126,543	98.1
Material costs	75,258	80,299	106.7
Staff costs	26,247	27,094	103.2
Amortization	10,644	8,578	80.6
Other costs	16,881	10,571	62.6
FINANCIAL REVENUE	3,482	93	2.7
FINANCIAL EXPENSES	489	2,626	536.6
TOTAL REVENUE	118,092	130,107	110.2
TOTAL EXPENSES	129,519	129,169	99.7
Profit before taxation	-11,427	939	-
Profit tax	126	536	426.0
PROFIT OF THE PERIOD	-11,553	403	-
EBITDA	6,178	12,050	195.0

The operating revenue of AD Plastik Group with the consolidated corresponding ownership part in the affiliated company amounted to EUR 130 million, recording

an increase of 13.4 percent compared to the comparative period of the previous year. EBITDA amounted to EUR 12.1 million, representing an increase of 95 percent.



# Abbreviated P/L and the Balance sheet of the affiliated company EAPS

EAPS results have been included in the results of AD Plastik Group by the equity method and in the reporting period, its performance indicators increased. Generated operating revenue increased by 11.3 percent, amounting to EUR 72.83 million, while net profit amounted to EUR 6.89 million, and increased by 30.3 percent. A greater number of working days due to the growth of Dacia customer orders and work at a high level of capacity utilization are the main reasons for the achieved results.

Investments, primarily related to the acceptance of new projects, amounted to EUR 5.02 million in the observed period. The company has no financial liabilities towards AD Plastik d.d., nor liabilities towards external entities. As of September 30, 2023, its cash on account amounted to EUR 13.70 million.

EAPS primarily generates its revenue in the Romanian market from the Dacia customer and, to a lesser extent, it supplies its products to the markets of South Africa, Brazil, Colombia, Argentina, and Morocco.



(in EUR 000)

Positions	3Q 2022	3Q 2023	Index
Operating revenue	65,419	72,834	111.3
Operating expenses	-58,494	-64,603	110.4
Net financial result	-63	-264	419.4
Profit before taxation	6,862	7,966	116.1
Profit tax	-1,577	-1,077	68.3
Profit of the period	5,285	6,889	130.3

100% realization shown

(in EUR 000)

Positions	31 DEC 2022	30 SEP 2023	Index
Noncurrent assets	12,249	19,011	155.2
Current assets	39,297	34,621	88.1
<b>TOTAL ASSETS</b>	<b>51,546</b>	<b>53,632</b>	<b>104.0</b>
Capital + provisions	22,358	19,575	87.6
Noncurrent liabilities and provisions	1,023	3,799	371.3
Current liabilities	28,165	30,258	107.4
<b>TOTAL EQUITY AND LIABILITIES</b>	<b>51,546</b>	<b>53,632</b>	<b>104.0</b>

# Share

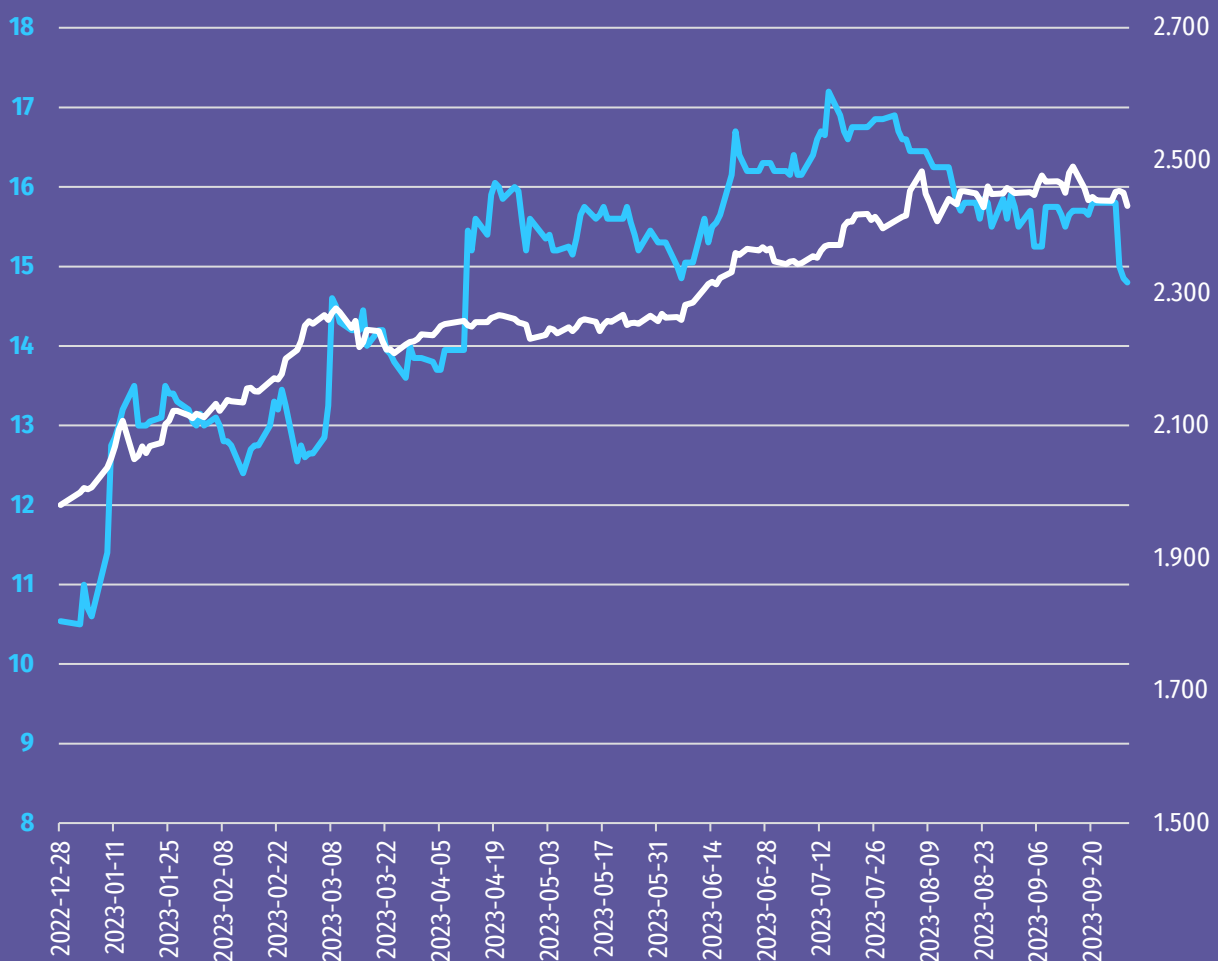
Although all major indices in the European and American capital markets recorded growth this year, there was a noticeable decline in the indices in the third quarter. The same is evident in the movements of indices related to the automotive industry, as well as the movement of share prices of companies from the peer group. Geopolitical trends, inflation and monetary policies certainly have had a significant impact on such trends.

The value of the ADPL share grew in the first nine months of this year by 40.4 percent, so on September 30, 2023, the share price was EUR 14.80. The value of Crobex increased by 22.8 percent in the reporting period.

## ADPL share price and CROBEX index behavior

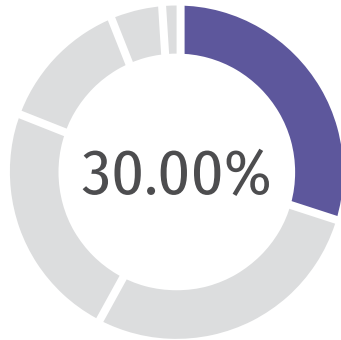
**+ 40.4% ADPL**

**+ 22.8% CROBEX**

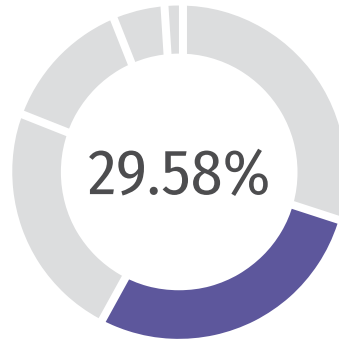




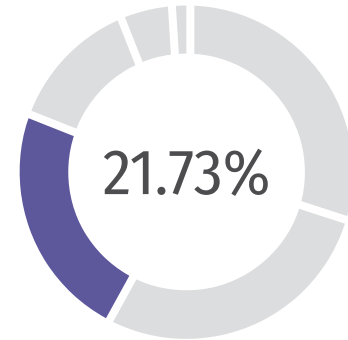
## Ownership structure as of September 30, 2023



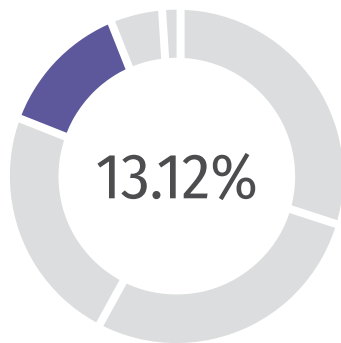
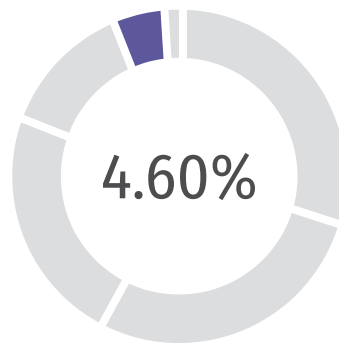
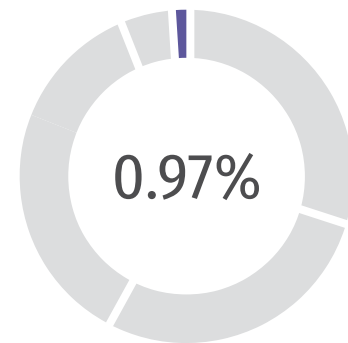
AO HAK



Small shareholders



Pension funds

Management, employees  
and former employeesOther institutional  
investors


Treasury shares

ADPL	2022	Q3 2023	Index
Final price (EUR)	10.5	14.8	140.4
Average price (EUR)	13.5	16.0	118.0
The highest price (EUR)	23.9	17.2	72.0
The lowest price (EUR)	9.6	10.5	109.9
Volume	614,017	304,870	49.7
Turnover (EUR)	8,310,695	4,345,203	52.3
Market capitalization (EUR) *	44,256,018	62,153,843	140.4
P/E *	-4.5	27.6	-
EPS (EUR) *	-2.3	0.5	-

\* In addition to the measures defined by International Financial Reporting Standards (IFRS), AD Plastik Group also uses alternative performance measures in its reports. An overview and definition of the measures used in this document are provided in Addendum 1.

# Addendum 1 - Alternative performance measures

In addition to the financial performance measures defined by International Financial Reporting Standards (IFRS), AD Plastik Group also uses certain alternative performance measures in its reports, considering them useful for business performance analysis for investors. Alternative performance measures show comparative periods so that the company's results can be compared over different periods.



## EBITDA and EBITDA margin

EBITDA (Earnings before Interest, Taxes, Depreciation and Amortization) represents the operating profit (operating revenue minus operating expenses) increased by amortization of tangible and intangible assets. The company also presents an EBITDA margin that represents a percentage of EBITDA relative to operating revenue.

## Net profit margin

It is calculated by the ratio of realized net profit and operating revenue. The company uses this measure to track its profitability relative to operating revenue.

## Net debt and net debt in relation to EBITDA

Net debt represents the sum of short-term and long-term liabilities to banks and short-term and long-term loans to non-banking companies, minus cash and cash equivalents. AD Plastik Group uses the ratio of net debt to EBITDA as an indicator of financial stability and the

company's ability to repay its financial obligations. When calculating the indicators on a quarterly basis, the EBITDA realized in the last four quarters is taken into account.

	(in EUR 000)	
AD Plastik Group	31 DEC 2022	30 SEP 2023
Non-bank loans	3,459	3,169
Noncurrent liabilities to banks	23,238	26,612
Current liabilities to banks	15,152	16,997
Cash	-4,048	-3,256
<b>Net financial debt</b>	<b>37,801</b>	<b>43,522</b>

	(in EUR 000)	
AD Plastik d.d.	31 DEC 2022	30 SEP 2023
Non-bank loans	2,508	2,508
Noncurrent liabilities to banks	21,226	24,258
Current liabilities to banks	12,267	14,845
Cash	-2,378	-1,602
<b>Net financial debt</b>	<b>33,622</b>	<b>40,009</b>

## ROE

This measure is used to monitor the realized return on equity. It is calculated on an annual and quarterly basis. When calculating the indicators on an annual basis, the ratio is the net profit of the current period and the average value of equity (the average value of equity at the end of the reporting period and equity at the beginning of the reporting period). At the quarterly level, it is calculated by the ratio of net profit for the last four quarters and the average value of equity (average value of equity at the end of the reporting period and equity at the end of the same period of the previous year).

## Capex

Capital investments are indirect cash flow position and they are related to payments for tangible and intangible assets. This measure is used as an indicator of the use of funds to achieve future economic flows and ensure the distribution of funds in accordance with the Group's strategy.

## Indebtedness ratio

The indebtedness ratio is the ratio of total liabilities to total assets. This measure is used to monitor the company's financial risk in terms of growth of liabilities in relation to assets.

## Market capitalization

Market capitalization is the total market value of the company, and it is calculated as the product of the total number of shares and the last share price on the day of the reporting period.

	31 DEC 2022	30 SEP 2023
Last price in the period (EUR)	10.5	14.8
Number of shares (000)	4,200	4,200
<b>Market capitalization (in EUR 000)</b>	<b>44,256</b>	<b>62,154</b>

## EPS and P/E

These measures are used so that investors can analyze the value of the share. Earnings per share (EPS) are calculated by dividing net profit by the weighted average number of shares. The quarterly calculation uses the net profit realized in the last four quarters.

	31 DEC 2022	30 SEP 2023
Net profit /loss of the period (in EUR 000)	-9,731	2,225
Average weighted number of shares (000)	4,152	4,152
<b>EPS (EUR)</b>	<b>-2.34</b>	<b>0.54</b>

P/E is the ratio of price to earnings per share (EPS). The price represents the share price on the last day of the reporting period, and in the quarterly calculation, net profit represents the realized profit in the last four quarters.





# **Financial statement of AD Plastik Group**

# Annex 1

## Issuer's general data

Reporting period:	1.1.2023	to	30.9.2023
Year:	2023	Quarter:	3.
<b>Quarterly financial statements</b>			
Registration number (MB):	03440494	Issuer's home Member State code:	HR
Entity's registration number (MBS):	060007090		
Personal identification number (OIB):	48351740621	LEI:	549300NFX18SRZHNT751
Institution code:	382		
Name of the issuer:	AD PLASTIK d.d.		
Postcode and town:	21210	Solin	
Street and house number:	Matoševa 8		
E-mail address:	informacije@adplastik.hr		
Web address:	www.adplastik.hr		
Number of employees (end of the reporting period):		1881	
Consolidated report:	KD	(KN-not consolidated/KD-consolidated)	
Audited:	RN	(RN-not audited/RD-audited)	
Names of subsidiaries (according to IFRS):	Registered office:	MB:	
AD PLASTIK d.d.	Solin, Croatia	03440494	
AO AD PLASTIK TOGLIATTI	Samara, Russian Federation	1036300221935	
ZAO AD PLASTIK KALUGA	Kaluga, Russian Federation	1074710000320	
AD PLASTIK TISZA Kft.	Tiszaújváros, Hungary	12800821-2932-133-05	
ADP d.o.o.	Mladenovac, Serbia	20787538	
AD PLASTIK d.o.o.	Novo Mesto, Slovenia	1214985000	
Bookkeeping firm:	No	(Yes/No)	
Contact person:	Jurun Krešimir	(only name and surname of the contact person)	
Telephone:	021/206-663		
E-mail address:	kresimir.jurun@adplastik.hr		
Audit firm:		(name of the audit firm)	
Certified auditor:		(name and surname)	

# Balance sheet

balance as at 30.9.2023, submitter: AD Plastik Group (in EUR)

	ITEM 1	ADP CODE 2	LAST DAY OF THE PRECEDING BUSI- NESS YEAR 3	AT THE REPORT- ING DATE OF THE CURRENT PERIOD 4
<b>ASSETS</b>				
A	RECEIVABLES FOR SUBSCRIBED CAPITAL UNPAID	001	0	0
B	<b>FIXED ASSETS (ADP 003+010+020+031+036)</b>	<b>002</b>	<b>127,189,302</b>	<b>121,695,231</b>
	<b>I INTANGIBLE ASSETS (ADP 004 to 009)</b>	<b>003</b>	<b>11,017,069</b>	<b>11,311,842</b>
	1. Research and development	004	4,283,478	2,881,588
	2. Concessions, patents, licences, trademarks, software and other rights	005	334,102	264,307
	3. Goodwill	006	2,390,912	2,390,912
	4. Advances for the purchase of intangible assets	007	0	0
	5. Intangible assets in preparation	008	3,392,569	5,421,975
	6. Other intangible assets	009	616,008	353,060
	<b>II TANGIBLE ASSETS (ADP 011 to 019)</b>	<b>010</b>	<b>101,755,326</b>	<b>94,802,303</b>
	1. Land	011	18,375,839	18,258,795
	2. Buildings	012	35,771,400	35,031,286
	3. Plant and equipment	013	30,767,039	26,775,787
	4. Tools, working inventory and transportation assets	014	5,344,622	4,729,268
	5. Biological assets	015	0	0
	6. Advances for the purchase of tangible assets	016	342,561	364,580
	7. Tangible assets in preparation	017	5,824,867	5,226,492
	8. Other tangible assets	018	2,367,971	1,479,931
	9. Investment property	019	2,961,027	2,936,164
	<b>III FIXED FINANCIAL ASSETS (ADP 021 to 030)</b>	<b>020</b>	<b>12,473,080</b>	<b>13,433,991</b>
	1. Investments in holdings (shares) of undertakings within the group	021	0	0
	2. Investments in other securities of undertakings within the group	022	0	0
	3. Loans, deposits, etc. to undertakings within the group	023	0	0
	4. Investments in holdings (shares) of companies linked by virtue of participating interests	024	12,473,080	13,433,991
	5. Investment in other securities of companies linked by virtue of participating interests	025	0	0
	6. Loans, deposits etc. to companies linked by virtue of participating interests	026	0	0
	7. Investments in securities	027	0	0
	8. Loans, deposits, etc. given	028	0	0
	9. Other investments accounted for using the equity method	029	0	0
	10. Other fixed financial assets	030	0	0
	<b>IV RECEIVABLES (ADP 032 to 035)</b>	<b>031</b>	<b>0</b>	<b>0</b>
	1. Receivables from undertakings within the group	032	0	0
	2. Receivables from companies linked by virtue of participating interests	033	0	0
	3. Customer receivables	034	0	0
	4. Other receivables	035	0	0
	<b>V DEFERRED TAX ASSETS</b>	<b>036</b>	<b>1,943,827</b>	<b>2,147,095</b>
C	<b>CURRENT ASSETS (ADP 038+046+053+063)</b>	<b>037</b>	<b>52,370,190</b>	<b>57,290,139</b>
	<b>I INVENTORIES (ADP 039 to 045)</b>	<b>038</b>	<b>29,246,123</b>	<b>29,738,892</b>
	1. Raw materials and consumables	039	12,791,576	10,651,869
	2. Work in progress	040	1,754,390	1,743,321
	3. Finished goods	041	3,804,489	3,201,160
	4. Merchandise	042	7,728,508	8,104,674

# Balance sheet

balance as at 30.9.2023, submitter: AD Plastik Group (in EUR)

ITEM	ADP CODE	LAST DAY OF THE PRECEDING BUSINESS YEAR	AT THE REPORTING DATE OF THE CURRENT PERIOD
1	2	3	4
5. Advances for inventories	043	3,167,160	6,037,868
6. Fixed assets held for sale	044	0	0
7. Biological assets	045	0	0
<b>II RECEIVABLES (ADP 047 to 052)</b>	<b>046</b>	<b>19,076,191</b>	<b>24,295,529</b>
1. Receivables from undertakings within the group	047	0	0
2. Receivables from companies linked by virtue of participating interests	048	513,647	296,859
3. Customer receivables	049	14,460,784	19,409,544
4. Receivables from employees and members of the undertaking	050	16,422	208,208
5. Receivables from government and other institutions	051	3,518,138	3,560,506
6. Other receivables	052	567,200	820,412
<b>III CURRENT FINANCIAL ASSETS (ADP 054 to 062)</b>	<b>053</b>	<b>0</b>	<b>0</b>
1. Investments in holdings (shares) of undertakings within the group	054	0	0
2. Investments in other securities of undertakings within the group	055	0	0
3. Loans, deposits, etc. to undertakings within the group	056	0	0
4. Investments in holdings (shares) of companies linked by virtue of participating interests	057	0	0
5. Investment in other securities of companies linked by virtue of participating interests	058	0	0
6. Loans, deposits etc. to companies linked by virtue of participating interests	059	0	0
7. Investments in securities	060	0	0
8. Loans, deposits, etc. given	061	0	0
9. Other financial assets	062	0	0
<b>IV CASH AT BANK AND IN HAND</b>	<b>063</b>	<b>4,047,876</b>	<b>3,255,718</b>
<b>D PREPAID EXPENSES AND ACCRUED INCOME</b>	<b>064</b>	<b>1,413,524</b>	<b>566,321</b>
<b>E TOTAL ASSETS (ADP 001+002+037+064)</b>	<b>065</b>	<b>180,973,016</b>	<b>179,551,691</b>
<b>F OFF-BALANCE SHEET ITEMS</b>	<b>066</b>	<b>11,490,602</b>	<b>10,254,317</b>
<b>LIABILITIES</b>			
<b>A CAPITAL AND RESERVES (ADP 068 to 070+076+077+083+086+089)</b>	<b>067</b>	<b>103,797,611</b>	<b>99,322,150</b>
I INITIAL (SUBSCRIBED) CAPITAL	068	55,738,058	54,594,592
II CAPITAL RESERVES	069	25,456,155	25,957,900
<b>III RESERVES FROM PROFIT (ADP 071+072-073+074+075)</b>	<b>070</b>	<b>9,635,076</b>	<b>9,635,065</b>
1. Legal reserves	071	885,809	885,798
2. Reserves for treasury shares	072	2,772,641	2,772,641
3. Treasury shares and holdings (deductible item)	073	-921,001	-921,001
4. Statutory reserves	074	16,639	16,639
5. Other reserves	075	6,880,988	6,880,988
IV REVALUATION RESERVES	076	-1,103,553	-4,375,100
<b>V FAIR VALUE RESERVES AND OTHER (ADP 078 to 082)</b>	<b>077</b>	<b>-5,158,815</b>	<b>-6,759,865</b>
1. Financial assets at fair value through other comprehensive income (i.e. available for sale)	078	0	0
2. Cash flow hedge - effective portion	079	0	0
3. Hedge of a net investment in a foreign operation - effective portion	080	0	0
4. Other fair value reserves	081	0	0
5. Exchange differences arising from the translation of foreign operations (consolidation)	082	-5,158,815	-6,759,865



# Balance sheet

balance as at 30.9.2023, submitter: AD Plastik Group (in EUR)

	ITEM	ADP CODE	LAST DAY OF THE PRECEDING BUSINESS YEAR	AT THE REPORTING DATE OF THE CURRENT PERIOD
	1	2	3	4
	<b>VI RETAINED PROFIT OR LOSS BROUGHT FORWARD (ADP 084-085)</b>	<b>083</b>	<b>28,961,725</b>	<b>19,866,652</b>
	1 Retained profit	084	28,961,725	19,866,652
	2 Loss brought forward	085	0	0
	<b>VII PROFIT OR LOSS FOR THE BUSINESS YEAR (ADP 087-088)</b>	<b>086</b>	<b>-9,731,035</b>	<b>402,906</b>
	1. Profit for the business year	087	0	402,906
	2. Loss for the business year	088	9,731,035	0
	<b>VIII MINORITY (NON-CONTROLLING) INTEREST</b>	<b>089</b>	<b>0</b>	<b>0</b>
<b>B</b>	<b>PROVISIONS (ADP 091 to 096)</b>	<b>090</b>	<b>473,688</b>	<b>473,802</b>
	1. Provisions for pensions, termination benefits and similar obligations	091	301,369	301,446
	2. Provisions for tax liabilities	092	0	0
	3. Provisions for ongoing legal cases	093	0	0
	4. Provisions for renewal of natural resources	094	0	0
	5. Provisions for warranty obligations	095	0	0
	6. Other provisions	096	172,319	172,356
<b>C</b>	<b>LONG-TERM LIABILITIES (ADP 098 to 108)</b>	<b>097</b>	<b>25,222,504</b>	<b>27,832,006</b>
	1. Liabilities to undertakings within the group	098	0	0
	2. Liabilities for loans, deposits, etc. of undertakings within the group	099	0	0
	3. Liabilities to companies linked by virtue of participating interests	100	0	0
	4. Liabilities for loans, deposits etc. of companies linked by virtue of participating interests	101	0	0
	5. Liabilities for loans, deposits etc.	102	618,699	330,159
	6. Liabilities to banks and other financial institutions	103	23,238,028	26,611,784
	7. Liabilities for advance payments	104	0	0
	8. Liabilities to suppliers	105	0	0
	9. Liabilities for securities	106	0	0
	10. Other long-term liabilities	107	1,365,777	890,063
	11. Deferred tax liability	108	0	0
<b>D</b>	<b>SHORT-TERM LIABILITIES (ADP 110 to 123)</b>	<b>109</b>	<b>49,840,149</b>	<b>51,538,838</b>
	1. Liabilities to undertakings within the group	110	0	0
	2. Liabilities for loans, deposits, etc. of undertakings within the group	111	0	0
	3. Liabilities to companies linked by virtue of participating interests	112	0	0
	4. Liabilities for loans, deposits etc. of companies linked by virtue of participating interests	113	0	0
	5. Liabilities for loans, deposits etc.	114	2,840,483	2,838,704
	6. Liabilities to banks and other financial institutions	115	15,151,878	16,996,963
	7. Liabilities for advance payments	116	10,507,829	10,244,530
	8. Liabilities to suppliers	117	15,813,671	16,315,313
	9. Liabilities for securities	118	0	0
	10. Liabilities to employees	119	1,557,416	1,695,472
	11. Taxes, contributions and similar liabilities	120	1,469,110	1,641,258
	12. Liabilities arising from the share in the result	121	147,548	144,833
	13. Liabilities arising from fixed assets held for sale	122	0	0
	14. Other short-term liabilities	123	2,352,214	1,661,765
<b>E</b>	<b>ACCRUALS AND DEFERRED INCOME</b>	<b>124</b>	<b>1,639,064</b>	<b>384,895</b>
<b>F</b>	<b>TOTAL – LIABILITIES (ADP 067+090+097+109+124)</b>	<b>125</b>	<b>180,973,016</b>	<b>179,551,691</b>
<b>G</b>	<b>OFF-BALANCE SHEET ITEMS</b>	<b>126</b>	<b>11,490,602</b>	<b>10,254,317</b>

# Statement of profit or loss

for the period 1.1.2023 to 30.9.2023  
Submitter: AD Plastik Group (in EUR)

	ITEM 1	ADP CODE 2	SAME PERIOD OF THE PREVIOUS YEAR		CURRENT PERIOD	
			CUMULATIVE 3	QUARTER 4	CUMULATIVE 5	QUARTER 6
<b>I</b>	<b>OPERATING INCOME (ADP 002 to 006)</b>	<b>001</b>	<b>82,815,773</b>	<b>25,335,252</b>	<b>94,971,924</b>	<b>28,934,913</b>
	1, Income from sales with undertakings within the group	002	0	0	0	0
	2, Income from sales (outside group)	003	81,241,433	24,737,043	90,772,595	28,301,046
	3, Income from the use of own products, goods and services	004	170,972	82,689	88,971	30,932
	4, Other operating income with undertakings within the group	005	0	0	0	0
	5, Other operating income (outside the group)	006	1,403,368	515,520	4,110,358	602,935
<b>II</b>	<b>OPERATING EXPENSES (ADP 008+009+010+011+012+013+014+015+016+017+018+019+020+021+022+023+024+025+026+027+028)</b>	<b>007</b>	<b>100,698,270</b>	<b>29,410,828</b>	<b>95,615,140</b>	<b>29,702,430</b>
	1, Changes in inventories of work in progress and finished goods	008	-224,135	412,623	427,324	-146,744
	<b>2, Material costs (ADP 010 to 012)</b>	<b>009</b>	<b>56,117,598</b>	<b>17,293,416</b>	<b>61,745,860</b>	<b>19,000,006</b>
	a) Costs of raw materials and consumables	010	45,521,175	13,977,175	47,215,746	14,455,751
	b) Costs of goods sold	011	2,358,889	653,342	5,789,809	1,671,664
	c) Other external costs	012	8,237,534	2,662,899	8,740,305	2,872,591
	<b>3, Staff costs (ADP 014 to 016)</b>	<b>013</b>	<b>21,491,107</b>	<b>7,045,468</b>	<b>21,831,201</b>	<b>7,081,775</b>
	a) Net salaries and wages	014	13,864,566	4,366,426	13,666,909	4,426,450
	b) Tax and contributions from salary costs	015	4,505,624	1,612,436	5,175,356	1,690,090
	c) Contributions on salaries	016	3,120,917	1,066,606	2,988,936	965,235
	4, Depreciation	017	9,464,152	3,145,856	7,561,456	2,409,715
	5, Other costs	018	3,351,070	1,302,540	3,594,242	1,204,181
	<b>6, Value adjustments (ADP 020+021)</b>	<b>019</b>	<b>7,761,560</b>	<b>41,357</b>	<b>0</b>	<b>0</b>
	a) fixed assets other than financial assets	020	7,761,560	41,357	0	0
	b) current assets other than financial assets	021	0	0	0	0
	<b>7, Provisions (ADP 023 to 028)</b>	<b>022</b>	<b>0</b>	<b>0</b>	<b>0</b>	<b>-30</b>
	a) Provisions for pensions, termination benefits and similar obligations	023	0	0	0	0
	b) Provisions for tax liabilities	024	0	0	0	0
	c) Provisions for ongoing legal cases	025	0	0	0	0
	d) Provisions for renewal of natural resources	026	0	0	0	0
	e) Provisions for warranty obligations	027	0	0	0	0
	f) Other provisions	028	0	0	0	-30
	8, Other operating expenses	029	2,736,918	169,568	455,057	153,527
<b>III</b>	<b>FINANCIAL INCOME (ADP 031 to 040)</b>	<b>030</b>	<b>3,482,274</b>	<b>153,963</b>	<b>92,575</b>	<b>63,403</b>
	1, Income from investments in holdings (shares) of undertakings within the group	031	0	0	0	0
	2, Income from investments in holdings (shares) of companies linked by virtue of participating interests	032	0	0	0	0
	3, Income from other long-term financial investment and loans granted to undertakings within the group	033	0	0	0	0

# Statement of profit or loss

for the period 1.1.2023 to 30.9.2023  
Submitter: AD Plastik Group (in EUR)

ITEM 1	ADP CODE 2	SAME PERIOD OF THE PREVIOUS YEAR		CURRENT PERIOD	
		CUMULATIVE 3	QUARTER 4	CUMULATIVE 5	QUARTER 6
4, Other interest income from operations with undertakings within the group	034	0	0	0	0
5, Exchange rate differences and other financial income from operations with undertakings within the group	035	3,354,683	124,871	0	0
6, Income from other long-term financial investments and loans	036	0	0	0	0
7, Other interest income	037	127,591	29,092	92,575	63,403
8, Exchange rate differences and other financial income	038	0	0	0	0
9, Unrealised gains (income) from financial assets	039	0	0	0	0
10, Other financial income	040	0	0	0	0
<b>IV FINANCIAL EXPENSES (ADP 042 to 048)</b>	<b>041</b>	<b>457,805</b>	<b>536,667</b>	<b>2,493,451</b>	<b>990,256</b>
1, Interest expenses and similar expenses with undertakings within the group	042	0	0	0	0
2, Exchange rate differences and other expenses from operations with undertakings within the group	043	0	0	1,549,450	446,270
3, Interest expenses and similar expenses	044	366,876	125,414	582,798	233,715
4, Exchange rate differences and other expenses	045	90,929	411,253	361,203	310,271
5, Unrealised losses (expenses) from financial assets	046	0	0	0	0
6, Value adjustments of financial assets (net)	047	0	0	0	0
7, Other financial expenses	048	0	0	0	0
<b>V SHARE IN PROFIT FROM UNDERTAKINGS LINKED BY VIRTUE OF PARTICIPATING INTERESTS</b>	<b>049</b>	<b>2,642,604</b>	<b>399,265</b>	<b>3,444,440</b>	<b>688,315</b>
<b>VI SHARE IN PROFIT FROM JOINT VENTURES</b>	<b>050</b>	<b>0</b>	<b>0</b>	<b>0</b>	<b>0</b>
<b>VII SHARE IN LOSS OF COMPANIES LINKED BY VIRTUE OF PARTICIPATING INTEREST</b>	<b>051</b>	<b>0</b>	<b>0</b>	<b>0</b>	<b>0</b>
<b>VIII SHARE IN LOSS OF JOINT VENTURES</b>	<b>052</b>	<b>0</b>	<b>0</b>	<b>0</b>	<b>0</b>
<b>IX TOTAL INCOME (ADP 001+030+049 +050)</b>	<b>053</b>	<b>88,940,651</b>	<b>25,888,480</b>	<b>98,508,939</b>	<b>29,686,631</b>
<b>X TOTAL EXPENDITURE (ADP 007+041+051 + 052)</b>	<b>054</b>	<b>101,156,075</b>	<b>29,947,495</b>	<b>98,108,591</b>	<b>30,692,686</b>
<b>XI PRE-TAX PROFIT OR LOSS (ADP 053-054)</b>	<b>055</b>	<b>-12,215,424</b>	<b>-4,059,015</b>	<b>400,348</b>	<b>-1,006,055</b>
1, Pre-tax profit (ADP 053-054)	056	0	0	400,348	0
2, Pre-tax loss (ADP 054-053)	057	-12,215,424	-4,059,015	0	-1,006,055
<b>XII INCOME TAX</b>	<b>058</b>	<b>-662,787</b>	<b>-390,038</b>	<b>-2,558</b>	<b>-141,181</b>
<b>XIII PROFIT OR LOSS FOR THE PERIOD (ADP 055-059)</b>	<b>059</b>	<b>-11,552,637</b>	<b>-3,668,977</b>	<b>402,906</b>	<b>-864,874</b>
1, Profit for the period (ADP 055-059)	060	0	0	402,906	0
2, Loss for the period (ADP 059-055)	061	-11,552,637	-3,668,977	0	-864,874
<b>DISCONTINUED OPERATIONS (TO BE FILLED IN BY UNDERTAKINGS SUBJECT TO IFRS ONLY WITH DISCONTINUED OPERATIONS)</b>					
<b>XIV PRE-TAX PROFIT OR LOSS OF DISCONTINUED OPERATIONS (ADP 063-064)</b>	<b>062</b>	<b>0</b>	<b>0</b>	<b>0</b>	<b>0</b>
1, Pre-tax profit from discontinued operations	063	0	0	0	0
2, Pre-tax loss on discontinued operations	064	0	0	0	0

# Statement of profit or loss

for the period 1.1.2023 to 30.9.2023  
Submitter: AD Plastik Group (in EUR)

ITEM 1	ADP CODE 2	SAME PERIOD OF THE PREVIOUS YEAR		CURRENT PERIOD	
		CUMULATIVE 3	QUARTER 4	CUMULATIVE 5	QUARTER 6
<b>XV INCOME TAX OF DISCONTINUED OPERATIONS</b>	065	0	0	0	0
1, Discontinued operations profit for the period (ADP 062-065)	066	0	0	0	0
2, Discontinued operations loss for the period (ADP 065-062)	067	0	0	0	0
<b>TOTAL OPERATIONS (TO BE FILLED IN ONLY BY UNDERTAKINGS SUBJECT TO IFRS WITH DISCONTINUED OPERATIONS)</b>					
<b>XVI PRE-TAX PROFIT OR LOSS (ADP 055--+062)</b>	068	0	0	0	0
1, Pre-tax profit (ADP 068)	069	0	0	0	0
2, Pre-tax loss (ADP 068)	070	0	0	0	0
<b>XVII INCOME TAX (ADP 058+065)</b>	071	0	0	0	0
<b>XVIII PROFIT OR LOSS FOR THE PERIOD (ADP 068-071)</b>	072	0	0	0	0
1, Profit for the period (ADP 068-071)	073	0	0	0	0
2, Loss for the period (ADP 071-068)	074	0	0	0	0
<b>APPENDIX TO THE P&amp;L (TO BE FILLED IN BY UNDERTAKINGS THAT DRAW UP CONSOLIDATED ANNUAL FINANCIAL STATEMENTS)</b>					
<b>XIX PROFIT OR LOSS FOR THE PERIOD (ADP 076+077)</b>	075	-11,552,637	-3,668,977	402,906	-864,874
1, Attributable to owners of the parent	076	-11,552,637	-3,668,977	402,906	-864,874
2, Attributable to minority (non-controlling) interest	077	0	0	0	0
<b>STATEMENT OF OTHER COMPREHENSIVE INCOME (TO BE FILLED IN BY UNDERTAKINGS SUBJECT TO IFRS)</b>					
<b>I PROFIT OR LOSS FOR THE PERIOD</b>	078	-11,552,637	-3,668,977	402,906	-864,874
<b>II OTHER COMPREHENSIVE INCOME/LOSS BEFORE TAX (ADP 80+ 87)</b>	079	10,894,856	-1,834,530	-4,869,902	-1,377,002
<b>III Items that will not be reclassified to profit or loss (ADP 081 to 085)</b>	080	0	0	0	0
1, Changes in revaluation reserves of fixed tangible and intangible assets	081	0	0	0	0
2, Gains or losses from subsequent measurement of equity instruments at fair value through other comprehensive income	082	0	0	0	0
3, Fair value changes of financial liabilities at fair value through statement of profit or loss, attributable to changes in their credit risk	083	0	0	0	0
4, Actuarial gains/losses on the defined benefit obligation	084	0	0	0	0
5, Other items that will not be reclassified	085	0	0	0	0
6, Income tax relating to items that will not be reclassified	086	0	0	0	0

# Statement of profit or loss

for the period 1.1.2023 to 30.9.2023  
Submitter: AD Plastik Group (in EUR)

	ITEM 1	ADP CODE 2	SAME PERIOD OF THE PREVIOUS YEAR		CURRENT PERIOD	
			CUMULATIVE 3	QUARTER 4	CUMULATIVE 5	QUARTER 6
IV	Items that may be reclassified to profit or loss (ADP 088 to 095)	087	10,894,856	-1,834,530	-4,869,902	-1,377,002
	1, Exchange rate differences from translation of foreign operations	088	10,894,856	-1,834,530	-4,869,902	-1,377,002
	2, Gains or losses from subsequent measurement of debt securities at fair value through other comprehensive income	089	0	0	0	0
	3, Profit or loss arising from effective cash flow hedging	090	0	0	0	0
	4, Profit or loss arising from effective hedge of a net investment in a foreign operation	091	0	0	0	0
	5, Share in other comprehensive income/loss of companies linked by virtue of participating interests	092	0	0	0	0
	6, Changes in fair value of the time value of option	093	0	0	0	0
	7, Changes in fair value of forward elements of forward contracts	094	0	0	0	0
	8, Other items that may be reclassified to profit or loss	095	0	0	0	0
	9, Income tax relating to items that may be reclassified to profit or loss	096	819,007	37,481	0	0
V	NET OTHER COMPREHENSIVE INCOME OR LOSS (ADP 080+087- 086 - 096)	097	10,075,849	-1,872,011	-4,869,902	-1,377,002
VI	COMPREHENSIVE INCOME OR LOSS FOR THE PERIOD (ADP 078+097)	098	-1,476,788	-5,540,988	-4,466,996	-2,241,876
<b>APPENDIX TO THE STATEMENT ON COMPREHENSIVE INCOME (TO BE FILLED IN BY UNDERTAKINGS THAT DRAW UP CONSOLIDATED STATEMENTS)</b>						
VII	COMPREHENSIVE INCOME OR LOSS FOR THE PERIOD (ADP 100+101)	099	-1,476,788	-5,540,988	-4,466,996	-2,241,876
	1, Attributable to owners of the parent	100	-1,476,788	-5,540,988	-4,466,996	-2,241,876
	2, Attributable to minority (non-controlling) interest	101	0	0	0	0



# Statement of cash flows

for the period 1.1.2023 to 30.9.2023  
Submitter: AD Plastik Group (in EUR)

## indirect method

ITEM 1	ADP CODE 2	SAME PERIOD OF THE PREVIOUS YEAR 3	CURRENT PERIOD 4
<b>CASH FLOW FROM OPERATING ACTIVITIES</b>			
1, Pre-tax profit	001	-12,215,424	400,348
<b>2, Adjustments (ADP 003 to 010):</b>	<b>002</b>	<b>17,264,501</b>	<b>1,449,842</b>
a) Depreciation	003	9,464,152	7,561,456
b) Gains and losses from sale and value adjustment of fixed tangible and intangible assets	004	9,012,979	-2,631,586
c) Gains and losses from sale and unrealised gains and losses and value adjustment of financial assets	005	0	0
d) Interest and dividend income	006	-127,591	-92,575
e) Interest expenses	007	366,876	582,798
f) Provisions	008	-252,306	-16,652
g) Exchange rate differences (unrealised)	009	328,114	51,137
h) Other adjustments for non-cash transactions and unrealised gains and losses	010	-1,527,723	-4,004,736
<b>I Cash flow increase or decrease before changes in working capital (ADP 001+002)</b>	<b>011</b>	<b>5,049,077</b>	<b>1,850,190</b>
<b>3, Changes in the working capital (ADP 013 to 016)</b>	<b>012</b>	<b>5,766,126</b>	<b>-6,046,484</b>
a) Increase or decrease in short-term liabilities	013	2,154,237	8,357
b) Increase or decrease in short-term receivables	014	12,562,104	-5,516,200
c) Increase or decrease in inventories	015	-8,950,215	-538,641
d) Other increase or decrease in working capital	016	0	0
<b>II Cash from operations (ADP 011+012)</b>	<b>017</b>	<b>10,815,203</b>	<b>-4,196,294</b>
4, Interest paid	018	-395,337	-540,088
5, Income tax paid	019	-84,929	0
<b>A NET CASH FLOW FROM OPERATING ACTIVITIES (ADP 017 to 019)</b>	<b>020</b>	<b>10,334,937</b>	<b>-4,736,382</b>
<b>CASH FLOW FROM INVESTMENT ACTIVITIES</b>			
1, Cash receipts from sales of fixed tangible and intangible assets	021	235,957	3,658,139
2, Cash receipts from sales of financial instruments	022	0	0
3, Interest received	023	120,916	90,264
4, Dividends received	024	1,013,411	2,483,529
5, Cash receipts from repayment of loans and deposits	025	0	0
6, Other cash receipts from investment activities	026	0	0
<b>III Total cash receipts from investment activities (ADP 021 to 026)</b>	<b>027</b>	<b>1,370,284</b>	<b>6,231,932</b>
1, Cash payments for the purchase of fixed tangible and intangible assets	028	-4,463,626	-6,286,562
2, Cash payments for the acquisition of financial instruments	029	0	0
3, Cash payments for loans and deposits for the period	030	0	0
4, Acquisition of a subsidiary, net of cash acquired	031	0	0
5, Other cash payments from investment activities	032	0	0
<b>IV Total cash payments from investment activities (ADP 028 to 032)</b>	<b>033</b>	<b>-4,463,626</b>	<b>-6,286,562</b>
<b>B NET CASH FLOW FROM INVESTMENT ACTIVITIES (ADP 027 +033)</b>	<b>034</b>	<b>-3,093,342</b>	<b>-54,630</b>



# Statement of cash flows

for the period 1.1.2023 to 30.9.2023  
Submitter: AD Plastik Group (in EUR)

## indirect method

ITEM	ADP CODE	SAME PERIOD OF THE PREVIOUS YEAR	CURRENT PERIOD
1	2	3	4
<b>CASH FLOW FROM FINANCING ACTIVITIES</b>			
1, Cash receipts from the increase in initial (subscribed) capital	035	0	0
2, Cash receipts from the issue of equity financial instruments and debt financial instruments	036	0	0
3, Cash receipts from credit principals, loans and other borrowings	037	10,959,351	12,716,851
4, Other cash receipts from financing activities	038	0	0
<b>V Total cash receipts from financing activities (ADP 035 to 038)</b>	<b>039</b>	<b>10,959,351</b>	<b>12,716,851</b>
1, Cash payments for the repayment of credit principals, loans and other borrowings and debt financial instruments	040	-17,401,934	-7,952,255
2, Cash payments for dividends	041	0	0
3, Cash payments for finance lease	042	-863,109	-764,185
4, Cash payments for the redemption of treasury shares and decrease in initial (subscribed) capital	043	0	0
5, Other cash payments from financing activities	044	0	0
<b>VI Total cash payments from financing activities (ADP 040 to 044)</b>	<b>045</b>	<b>-18,265,043</b>	<b>-8,716,440</b>
<b>C NET CASH FLOW FROM FINANCING ACTIVITIES (ADP 039 +045)</b>	<b>046</b>	<b>-7,305,692</b>	<b>4,000,411</b>
1, Unrealised exchange rate differences in respect of cash and cash equivalents	047	73,444	-1,556
<b>D NET INCREASE OR DECREASE IN CASH FLOWS (ADP 020+034+046+047)</b>	<b>048</b>	<b>9,347</b>	<b>-792,157</b>
<b>E CASH AND CASH EQUIVALENTS AT THE BEGINNING OF THE PERIOD</b>	<b>049</b>	<b>4,001,921</b>	<b>4,047,876</b>
<b>F CASH AND CASH EQUIVALENTS AT THE END OF THE PERIOD (ADP 048+049)</b>	<b>050</b>	<b>4,011,268</b>	<b>3,255,719</b>





# Statement of changes in equity

for the period 1.1.2023 to 30.9.2023  
Submitter: AD Plastik Group (in EUR)

Item 1	ADP code 2	Attributable to owners of the parent																Minority non-controlling interest 19	Total capital and reserves 20 (18+19)	
		Initial (subscribed) capital 3	Capital reserves 4	Legal reserves 5	Reserves for treasury shares 6	Treasury shares and holdings (deductible item) 7	Statutory reserves 8	Other reserves 9	Revaluation reserves 10	Fair value of financial assets through other comprehensive income (available for sale) 11	Cash flow hedge - effective portion 12	Hedge of a net investment in a foreign operation - effective portion 13	Other fair value reserves 14	Exchange rate differences from translation of foreign operations 15	Retained profit / loss brought forward 16	Profit/loss for the business year 17	Total attributable to owners of the parent 18 (3 do 6 - 7 + 8 do 17)			
Previous period																				
1. Balance on the first day of the previous business year	01	55,738,058	25,574,127	885,809	2,772,641	1,141,457	16,639	9,050,846	-2,105,251	0	0	0	0	-6,196,273	22,448,781	4,343,086	111,387,006	0	111,387,006	
2. Changes in accounting policies	02	0	0	0	0	0	0	0	0	0	0	0	0	0	0	0	0	0	0	
3. Correction of errors	03	0	0	0	0	0	0	0	0	0	0	0	0	0	0	0	0	0	0	
<b>4. Balance on the first day of the previous business year (restated) (ADP 01 to 03)</b>	<b>04</b>	<b>55,738,058</b>	<b>25,574,127</b>	<b>885,809</b>	<b>2,772,641</b>	<b>1,141,457</b>	<b>16,639</b>	<b>9,050,846</b>	<b>-2,105,251</b>	<b>0</b>	<b>0</b>	<b>0</b>	<b>0</b>	<b>-6,196,273</b>	<b>22,448,781</b>	<b>4,343,086</b>	<b>111,387,006</b>	<b>0</b>	<b>111,387,006</b>	
5. Profit/loss of the period	05	0	0	0	0	0	0	0	0	0	0	0	0	0	0	-11,552,637	-11,552,637	0	-11,552,637	
6. Exchange rate differences from translation of foreign operations	06	0	0	0	0	0	0	0	0	0	0	0	0	6,799,822	0	0	6,799,822	0	6,799,822	
7. Changes in revaluation reserves of fixed tangible and intangible assets	07	0	0	0	0	0	0	0	0	0	0	0	0	0	0	0	0	0	0	
8. Gains or losses from subsequent measurement of financial assets at fair value through other comprehensive income (available for sale)	08	0	0	0	0	0	0	0	0	0	0	0	0	0	0	0	0	0	0	
9. Profit or loss arising from effective cash flow hedge	09	0	0	0	0	0	0	0	0	0	0	0	0	0	0	0	0	0	0	
10. Profit or loss arising from effective hedge of a net investment in a foreign operation	10	0	0	0	0	0	0	0	0	0	0	0	0	0	0	0	0	0	0	
11. Share in other comprehensive income/loss of companies linked by virtue of participating interests	11	0	0	0	0	0	0	0	0	0	0	0	0	0	0	0	0	0	0	
12. Actuarial gains/losses on the defined benefit obligation	12	0	0	0	0	0	0	0	0	0	0	0	0	0	0	0	0	0	0	
13. Other changes in equity unrelated to owners	13	0	0	0	0	0	0	0	3,995,155	0	0	0	0	0	0	0	3,995,155	0	3,995,155	
14. Tax on transactions recognised directly in equity	14	0	0	0	0	0	0	0	-719,128	0	0	0	0	0	0	0	-719,128	0	-719,128	

# Statement of changes in equity

for the period 1.1.2023 to 30.9.2023  
Submitter: AD Plastik Group (in EUR)

Item 1	ADP code 2	Attributable to owners of the parent																Minority non-controlling interest 19	Total capital and reserves 20 (18+19)
		Initial (subscribed) capital 3	Capital reserves 4	Legal reserves 5	Reserves for treasury shares 6	Treasury shares and holdings (deductible item) 7	Statutory reserves 8	Other reserves 9	Revaluation reserves 10	Fair value of financial assets through other comprehensive income (available for sale) 11	Cash flow hedge - effective portion 12	Hedge of a net investment in a foreign operation - effective portion 13	Other fair value reserves 14	Exchange rate differences from translation of foreign operations 15	Retained profit / loss brought forward 16	Profit/loss for the business year 17	Total attributable to owners of the parent 18 (3 do 6 - 7 + 8 do 17)		
15. Decrease in initial (subscribed) capital (other than arising from the pre-bankruptcy settlement procedure or from the reinvestment of profit)	15	0	0	0	0	0	0	0	0	0	0	0	0	0	0	0	0	0	0
16. Decrease in initial (subscribed) capital arising from the pre-bankruptcy settlement procedure	16	0	0	0	0	0	0	0	0	0	0	0	0	0	0	0	0	0	0
17. Decrease in initial (subscribed) capital arising from the reinvestment of profit	17	0	0	0	0	0	0	0	0	0	0	0	0	0	0	0	0	0	0
18. Redemption of treasury shares/holdings	18	0	0	0	0	0	0	0	0	0	0	0	0	0	0	0	0	0	0
19. Payments from members/shareholders	19	0	0	0	0	0	0	0	0	0	0	0	0	0	0	0	0	0	0
20. Payment of share in profit/dividend	20	0	0	0	0	0	0	0	0	0	0	0	0	0	0	0	0	0	0
21. Other distributions and payments to members/shareholders	21	0	-117,972	0	0	-220,456	0	0	0	0	0	0	0	0	0	0	102,484	0	102,484
22. Transfer to reserves according to the annual schedule	22	0	0	0	0	0	0	0	0	0	0	0	0	4,343,086	-4,343,086	0	0	0	0
23. Increase in reserves arising from the pre-bankruptcy settlement procedure	23	0	0	0	0	0	0	0	0	0	0	0	0	0	0	0	0	0	0
<b>24. Balance on the last day of the previous business year reporting period (ADP 04 to 23)</b>	<b>24</b>	<b>55,738,058</b>	<b>25,456,155</b>	<b>885,809</b>	<b>2,772,641</b>	<b>921,001</b>	<b>16,639</b>	<b>9,050,846</b>	<b>1,170,776</b>	<b>0</b>	<b>0</b>	<b>0</b>	<b>0</b>	<b>603,549</b>	<b>26,791,867</b>	<b>-11,552,637</b>	<b>110,012,702</b>	<b>0</b>	<b>110,012,702</b>
<b>APPENDIX TO THE STATEMENT OF CHANGES IN EQUITY</b> (to be filled in by undertakings that draw up financial statements in accordance with the IFRS)																			
I OTHER COMPREHENSIVE INCOME OF THE PREVIOUS PERIOD, NET OF TAX (ADP 06 to 14)	25	0	0	0	0	0	0	0	3,276,027	0	0	0	0	6,799,822	0	0	10,075,849	0	10,075,849
II COMPREHENSIVE INCOME OR LOSS FOR THE PREVIOUS PERIOD (ADP 05+25)	26	0	0	0	0	0	0	0	3,276,027	0	0	0	0	6,799,822	0	-11,552,637	-1,476,788	0	-1,476,788
III TRANSACTIONS WITH OWNERS IN THE PREVIOUS PERIOD RECOGNISED DIRECTLY IN EQUITY (ADP 15 to 23)	27	0	-117,972	0	0	-220,456	0	0	0	0	0	0	0	4,343,086	-4,343,086	102,484	0	102,484	

# Statement of changes in equity

for the period 1.1.2023 to 30.9.2023  
Submitter: AD Plastik Group (in EUR)

Item	ADP code	Attributable to owners of the parent																	Minority non-controlling interest	Total capital and reserves
		Initial (subscribed) capital	Capital reserves	Legal reserves	Reserves for treasury shares	Treasury shares and holdings (deductible item)	Statutory reserves	Other reserves	Revaluation reserves	Fair value of financial assets through other comprehensive income (available for sale)	Cash flow hedge - effective portion	Hedge of a net investment in a foreign operation - effective portion	Other fair value reserves	Exchange rate differences from translation of foreign operations	Retained profit / loss brought forward	Profit/loss for the business year	Total attributable to owners of the parent			
1	2	3	4	5	6	7	8	9	10	11	12	13	14	15	16	17	18 (3 do 6 - 7 + 8 do 17)	19	20 (18+19)	
Current period																				
1. Balance on the first day of the current business year	28	55,738,058	25,456,155	885,809	2,772,641	921,001	16,639	6,880,988	-1,103,553	0	0	0	0	-5,158,815	28,961,725	-9,731,035	103,797,611	0	103,797,611	
2. Changes in accounting policies	29	0	0	0	0	0	0	0	0	0	0	0	0	0	0	0	0	0	0	
3. Correction of errors	30	0	0	0	0	0	0	0	0	0	0	0	0	0	0	0	0	0	0	
<b>4. Balance on the first day of the current business year (restated) (AOP 28 to 30)</b>	<b>31</b>	<b>55,738,058</b>	<b>25,456,155</b>	<b>885,809</b>	<b>2,772,641</b>	<b>921,001</b>	<b>16,639</b>	<b>6,880,988</b>	<b>-1,103,553</b>	<b>0</b>	<b>0</b>	<b>0</b>	<b>0</b>	<b>-5,158,815</b>	<b>28,961,725</b>	<b>-9,731,035</b>	<b>103,797,611</b>	<b>0</b>	<b>103,797,611</b>	
5. Profit/loss of the period	32	0	0	0	0	0	0	0	0	0	0	0	0	0	0	402,906	402,906	0	402,906	
6. Exchange rate differences from translation of foreign operations	33	0	0	0	0	0	0	0	0	0	0	0	0	-1,601,050	0	0	-1,601,050	0	-1,601,050	
7. Changes in revaluation reserves of fixed tangible and intangible assets	34	0	0	0	0	0	0	0	0	0	0	0	0	0	0	0	0	0	0	
8. Gains or losses from subsequent measurement of financial assets at fair value through other comprehensive income (available for sale)	35	0	0	0	0	0	0	0	0	0	0	0	0	0	0	0	0	0	0	
9. Profit or loss arising from effective cash flow hedge	36	0	0	0	0	0	0	0	0	0	0	0	0	0	0	0	0	0	0	
10. Profit or loss arising from effective hedge of a net investment in a foreign operation	37	0	0	0	0	0	0	0	0	0	0	0	0	0	0	0	0	0	0	
11. Share in other comprehensive income/loss of companies linked by virtue of participating interests	38	0	0	0	0	0	0	0	0	0	0	0	0	0	0	0	0	0	0	
12. Actuarial gains/losses on the defined benefit obligation	39	0	0	0	0	0	0	0	0	0	0	0	0	0	0	0	0	0	0	
13. Other changes in equity unrelated to owners	40	0	0	0	0	0	0	0	-3,989,691	0	0	0	0	0	0	0	-3,989,691	0	-3,989,691	
14. Tax on transactions recognised directly in equity	41	0	0	0	0	0	0	0	718,144	0	0	0	0	0	0	0	718,144	0	718,144	

# Statement of changes in equity

for the period 1.1.2023 to 30.9.2023  
Submitter: AD Plastik Group (in EUR)

Item 1	ADP code 2	Attributable to owners of the parent																Minority non-controlling interest 19	Total capital and reserves 20 (18+19)
		Initial (subscribed) capital 3	Capital reserves 4	Legal reserves 5	Reserves for treas- ury shares 6	Treasury shares and holdings (deducti- ble item) 7	Statutory reserves 8	Other reserves 9	Revaluation reserves 10	Fair value of finan- cial assets through other comprehen- sive income (availa- ble for sale) 11	Cash flow hedge - effective portion 12	Hedge of a net in- vestment in a foreign operation - effective portion 13	Other fair value reserves 14	Exchange rate differences from translation of for- eign operations 15	Retained profit / loss brought forward 16	Profit / loss for the business year 17	Total attributable to owners of the parent 18 (3 do 6 - 7 + 8 do 17)		
15. Decrease in initial (subscribed) capital (other than arising from the pre-bankruptcy settlement procedure or from the reinvestment of profit)	42	0	0	0	0	0	0	0	0	0	0	0	0	0	0	0	0	0	0
16. Decrease in initial (subscribed) capital arising from the pre-bankruptcy settlement procedure	43	0	0	0	0	0	0	0	0	0	0	0	0	0	0	0	0	0	0
17. Decrease in initial (subscribed) capital arising from the reinvestment of profit	44	0	0	0	0	0	0	0	0	0	0	0	0	0	0	0	0	0	0
18. Redemption of treasury shares/ holdings	45	0	0	0	0	0	0	0	0	0	0	0	0	0	0	0	0	0	0
19. Payments from members/ shareholders	46	0	0	0	0	0	0	0	0	0	0	0	0	0	0	0	0	0	0
20. Payment of share in profit/dividend	47	0	0	0	0	0	0	0	0	0	0	0	0	0	0	0	0	0	0
21. Other distributions and payments to members/shareholders	48	-1,143,466	501,745	-11	0	0	0	0	0	0	0	0	0	0	635,962	0	-5,770	0	-5,770
22. Carryforward per annual plane	49	0	0	0	0	0	0	0	0	0	0	0	0	-9,731,035	9,731,035	0	0	0	
23. Increase in reserves arising from the pre-bankruptcy settlement procedure	50	0	0	0	0	0	0	0	0	0	0	0	0	0	0	0	0	0	
<b>24. Balance on the last day of the current business year reporting period (ADP 31 to 50)</b>	<b>51</b>	<b>54,594,592</b>	<b>25,957,900</b>	<b>885,798</b>	<b>2,772,641</b>	<b>921,001</b>	<b>16,639</b>	<b>6,880,988</b>	<b>-4,375,100</b>	<b>0</b>	<b>0</b>	<b>0</b>	<b>0</b>	<b>-6,759,865</b>	<b>19,866,652</b>	<b>402,906</b>	<b>99,322,150</b>	<b>0</b>	<b>99,322,150</b>
<b>APPENDIX TO THE STATEMENT OF CHANGES IN EQUITY</b> (to be filled in by undertakings that draw up financial statements in accordance with the IFRS)																			
<b>I OTHER COMPREHENSIVE INCOME FOR THE CURRENT PERIOD, NET OF TAX (ADP 33 to 41)</b>	<b>52</b>	<b>0</b>	<b>0</b>	<b>0</b>	<b>0</b>	<b>0</b>	<b>0</b>	<b>0</b>	<b>-3,271,547</b>	<b>0</b>	<b>0</b>	<b>0</b>	<b>0</b>	<b>-1,601,050</b>	<b>0</b>	<b>0</b>	<b>-4,872,597</b>	<b>0</b>	<b>-4,872,597</b>
<b>II COMPREHENSIVE INCOME OR LOSS FOR THE CURRENT PERIOD (ADP 32 do 52)</b>	<b>53</b>	<b>0</b>	<b>0</b>	<b>0</b>	<b>0</b>	<b>0</b>	<b>0</b>	<b>0</b>	<b>-3,271,547</b>	<b>0</b>	<b>0</b>	<b>0</b>	<b>0</b>	<b>-1,601,050</b>	<b>0</b>	<b>402,906</b>	<b>-4,469,691</b>	<b>0</b>	<b>-4,469,691</b>
<b>III TRANSACTIONS WITH OWNERS IN THE CURRENT PERIOD RECOGNISED DIRECTLY IN EQUITY (ADP 42 to 50)</b>	<b>54</b>	<b>-1,143,466</b>	<b>501,745</b>	<b>-11</b>	<b>0</b>	<b>0</b>	<b>0</b>	<b>0</b>	<b>0</b>	<b>0</b>	<b>0</b>	<b>0</b>	<b>0</b>	<b>-9,095,073</b>	<b>9,731,035</b>	<b>-5,770</b>	<b>0</b>	<b>-5,770</b>	

# Notes to Financial Statements - QFS

(drawn up for quarterly reporting periods)

Name of the issuer:.....AD Plastik d.d.

Headquarter: .....Ul. Antuna Gustava Matoša 8, 21210, Solin, Hrvatska

Personal identification  
number (OIB): .....48351740621

MBS: .....060007090

Reporting period: .....1.1.2023 to 30.9.2023

Notes to financial statements are available as part of AD Plastik Group's Unaudited financial statement. Unaudited financial statement is available on Zagreb Stock Exchange website.

AD Plastik Group Integrated annual report for 2022 year is available on Zagreb Stock Exchange website.

Same accounting policies are applied while drawing up financial statements for current reporting period as in the latest annual financial statements.

AD Plastik d.d. has issued corporate guarantees for the needs of subsidiaries in the following amounts: to banks EUR 7,700 thousand and to the suppliers EUR 2,401 thousand.

Amount owed by AD Plastik Group and falling due after more than five years amounts to EUR 194 thousand.

The average number of employees of AD Plastik d.d. in the period from 1.1.2023. to 30.9.2023. was 1,933.

In intangible assets in the period from 1.1.2023. to 30.9.2023., the cost of net salaries and wages of EUR 289,567, the cost of taxes and contributions from salaries of EUR 114,410, and the cost of contributions to salaries of EUR 59,669 were capitalized.

Deferred tax assets balance decreased by EUR 203 thousand in the reporting period. Deferred tax asset on 31.12.2022 amounts EUR 1,944 thousand.



**Financial  
statement  
of the  
company  
AD Plastik**



# Annex 1

## Issuer's general data

Reporting period:	1.1.2023	to	30.9.2023
Year:	2023	Quarter:	3

### Quarterly financial statements

Registration number (MB):	03440494	Issuer's home Member State code:	HR
Entity's registration number (MBS):	060007090		
Personal identification number (OIB):	48351740621	LEI:	549300NFX18SRZHNT751
Institution code:	382		
Name of the issuer:	AD PLASTIK d.d.		
Postcode and town:	21210	Solin	
Street and house number:	Matoševa 8		
E-mail address:	informacije@adplastik.hr		
Web address:	www.adplastik.hr		
Number of employees (end of the reporting period):		1121	
Consolidated report:	KN	(KN-not consolidated / KD-consolidated)	
Audited:	RN	(RN-not audited / RD-audited)	

Bookkeeping firm:	NO	(Yes/No)
Contact person:	Jurun Krešimir	(only name and surname of the contact person)
Telephone:	021/206-663	
E-mail address:	kresimir.jurun@adplastik.hr	
Audit firm:		(name of the audit firm)
Certified auditor:		(name and surname)

# Balance sheet

balance as at 30.9.2023, submitter: AD Plastik d.d. (in EUR)

	ITEM 1	ADP CODE 2	LAST DAY OF THE PRECEDING BUSI- NESS YEAR 3	AT THE REPORT- ING DATE OF THE CURRENT PERIOD 4
<b>ASSETS</b>				
A	RECEIVABLES FOR SUBSCRIBED CAPITAL UNPAID	001	0	0
B	FIXED ASSETS (ADP 003+010+020+031+036)	002	114,404,887	111,674,251
	<b>I INTANGIBLE ASSETS (ADP 004 to 009)</b>	<b>003</b>	<b>7,380,304</b>	<b>8,086,979</b>
	1, Research and development	004	3,467,492	2,321,116
	2, Concessions, patents, licences, trademarks, software and other rights	005	283,711	217,161
	3, Goodwill	006	0	0
	4, Advances for the purchase of intangible assets	007	0	0
	5, Intangible assets in preparation	008	3,415,900	5,445,428
	6, Other intangible assets	009	213,201	103,274
	<b>II TANGIBLE ASSETS (ADP 011 to 019)</b>	<b>010</b>	<b>72,294,979</b>	<b>69,599,618</b>
	1, Land	011	17,365,617	17,365,617
	2, Buildings	012	23,116,546	24,362,663
	3, Plant and equipment	013	20,118,147	17,571,260
	4, Tools, working inventory and transportation assets	014	4,280,653	3,646,081
	5, Biological assets	015	0	0
	6, Advances for the purchase of tangible assets	016	0	0
	7, Tangible assets in preparation	017	2,592,281	2,614,268
	8, Other tangible assets	018	1,860,708	1,103,565
	9, Investment property	019	2,961,027	2,936,164
	<b>III FIXED FINANCIAL ASSETS (ADP 021 to 030)</b>	<b>020</b>	<b>28,018,635</b>	<b>27,491,369</b>
	1, Investments in holdings (shares) of undertakings within the group	021	12,092,141	12,092,141
	2, Investments in other securities of undertakings within the group	022	0	0
	3, Loans, deposits, etc, to undertakings within the group	023	13,039,089	12,511,823
	4, Investments in holdings (shares) of companies linked by virtue of participating interests	024	2,887,405	2,887,405
	5, Investment in other securities of companies linked by virtue of participating interests	025	0	0
	6, Loans, deposits etc, to companies linked by virtue of participating interests	026	0	0
	7, Investments in securities	027	0	0
	8, Loans, deposits, etc, given	028	0	0
	9, Other investments accounted for using the equity method	029	0	0
	10, Other fixed financial assets	030	0	0
	<b>IV RECEIVABLES (ADP 032 to 035)</b>	<b>031</b>	<b>4,715,519</b>	<b>4,237,975</b>
	1, Receivables from undertakings within the group	032	4,715,519	4,237,975
	2, Receivables from companies linked by virtue of participating interests	033	0	0
	3, Customer receivables	034	0	0
	4, Other receivables	035	0	0
	<b>V DEFERRED TAX ASSETS</b>	<b>036</b>	<b>1,995,450</b>	<b>2,258,310</b>
C	<b>CURRENT ASSETS (ADP 038+046+053+063)</b>	<b>037</b>	<b>33,965,018</b>	<b>43,561,680</b>
	<b>I INVENTORIES (ADP 039 to 045)</b>	<b>038</b>	<b>13,729,825</b>	<b>17,171,188</b>
	1, Raw materials and consumables	039	7,257,793	5,867,650
	2, Work in progress	040	939,859	926,754
	3, Finished goods	041	2,145,454	1,837,864
	4, Merchandise	042	1,613,077	3,609,397



# Balance sheet

balance as at 30.9.2023, submitter: AD Plastik d.d. (in EUR)

ITEM	ADP CODE	LAST DAY OF THE PRECEDING BUSINESS YEAR	AT THE REPORTING DATE OF THE CURRENT PERIOD
1	2	3	4
5, Advances for inventories	043	1,773,642	4,929,523
6, Fixed assets held for sale	044	0	0
7, Biological assets	045	0	0
<b>II RECEIVABLES (ADP 047 to 052)</b>	<b>046</b>	<b>15,751,933</b>	<b>22,528,790</b>
1, Receivables from undertakings within the group	047	3,317,531	6,441,190
2, Receivables from companies linked by virtue of participating interests	048	513,647	296,859
3, Customer receivables	049	9,917,976	12,901,219
4, Receivables from employees and members of the undertaking	050	189	181,334
5, Receivables from government and other institutions	051	1,492,318	1,936,265
6, Other receivables	052	510,272	771,923
<b>III CURRENT FINANCIAL ASSETS (ADP 054 to 062)</b>	<b>053</b>	<b>2,105,256</b>	<b>2,260,105</b>
1, Investments in holdings (shares) of undertakings within the group	054	0	0
2, Investments in other securities of undertakings within the group	055	0	0
3, Loans, deposits, etc, to undertakings within the group	056	2,105,256	2,260,105
4, Investments in holdings (shares) of companies linked by virtue of participating interests	057	0	0
5, Investment in other securities of companies linked by virtue of participating interests	058	0	0
6, Loans, deposits etc, to companies linked by virtue of participating interests	059	0	0
7, Investments in securities	060	0	0
8, Loans, deposits, etc, given	061	0	0
9, Other financial assets	062	0	0
<b>IV CASH AT BANK AND IN HAND</b>	<b>063</b>	<b>2,378,004</b>	<b>1,601,597</b>
<b>D PREPAID EXPENSES AND ACCRUED INCOME</b>	<b>064</b>	<b>1,059,314</b>	<b>399,899</b>
<b>E TOTAL ASSETS (ADP 001+002+037+064)</b>	<b>065</b>	<b>149,429,219</b>	<b>155,635,830</b>
<b>F OFF-BALANCE SHEET ITEMS</b>	<b>066</b>	<b>11,490,602</b>	<b>10,254,317</b>
<b>LIABILITIES</b>			
<b>A CAPITAL AND RESERVES (ADP 068 to 070+076+077+081+084+087)</b>	<b>067</b>	<b>90,044,726</b>	<b>90,162,519</b>
I INITIAL (SUBSCRIBED) CAPITAL	068	55,738,058	54,594,592
II CAPITAL RESERVES	069	25,402,255	25,904,067
<b>III RESERVES FROM PROFIT (ADP 071+072-073+074+075)</b>	<b>070</b>	<b>9,546,067</b>	<b>9,546,067</b>
1, Legal reserves	071	813,439	813,439
2, Reserves for treasury shares	072	2,772,641	2,772,641
3, Treasury shares and holdings (deductible item)	073	-921,001	-921,001
4, Statutory reserves	074	0	0
5, Other reserves	075	6,880,988	6,880,988
IV REVALUATION RESERVES	076	0	0
<b>V FAIR VALUE RESERVES AND OTHER (ADP 078 to 082)</b>	<b>077</b>	<b>0</b>	<b>0</b>
1, Financial assets at fair value through other comprehensive income (i.e, available for sale)	078	0	0
2, Cash flow hedge - effective portion	079	0	0
3, Hedge of a net investment in a foreign operation - effective portion	080	0	0
4, Other fair value reserves	081	0	0
5, Exchange differences arising from the translation of foreign operations (consolidation)	082	0	0

# Balance sheet

balance as at 30.9.2023, submitter: AD Plastik d.d. (in EUR)

	ITEM	ADP CODE	LAST DAY OF THE PRECEDING BUSINESS YEAR	AT THE REPORTING DATE OF THE CURRENT PERIOD
	1	2	3	4
	<b>VI RETAINED PROFIT OR LOSS BROUGHT FORWARD (ADP 084-085)</b>	<b>083</b>	<b>13,101,826</b>	<b>0</b>
	1 Retained profit	084	13,101,826	0
	2 Loss brought forward	085	0	0
	<b>VII PROFIT OR LOSS FOR THE BUSINESS YEAR (ADP 087-088)</b>	<b>086</b>	<b>-13,743,480</b>	<b>117,793</b>
	1. Profit for the business year	087	0	117,793
	2. Loss for the business year	088	13,743,480	0
	<b>VIII MINORITY (NON-CONTROLLING) INTEREST</b>	<b>089</b>	<b>0</b>	<b>0</b>
<b>B</b>	<b>PROVISIONS (ADP 091 to 096)</b>	<b>090</b>	<b>408,891</b>	<b>408,891</b>
	1. Provisions for pensions, termination benefits and similar obligations	091	238,220	238,220
	2. Provisions for tax liabilities	092	0	0
	3. Provisions for ongoing legal cases	093	0	0
	4. Provisions for renewal of natural resources	094	0	0
	5. Provisions for warranty obligations	095	0	0
	6. Other provisions	096	170,671	170,671
<b>C</b>	<b>LONG-TERM LIABILITIES (ADP 098 to 108)</b>	<b>097</b>	<b>22,330,796</b>	<b>24,889,634</b>
	1. Liabilities to undertakings within the group	098	0	0
	2. Liabilities for loans, deposits, etc. of undertakings within the group	099	0	0
	3. Liabilities to companies linked by virtue of participating interests	100	0	0
	4. Liabilities for loans, deposits etc. of companies linked by virtue of participating interests	101	0	0
	5. Liabilities for loans, deposits etc.	102	0	0
	6. Liabilities to banks and other financial institutions	103	21,225,728	24,258,294
	7. Liabilities for advance payments	104	0	0
	8. Liabilities to suppliers	105	0	0
	9. Liabilities for securities	106	0	0
	10. Other long-term liabilities	107	1,105,068	631,340
	11. Deferred tax liability	108	0	0
<b>D</b>	<b>SHORT-TERM LIABILITIES (ADP 110 to 123)</b>	<b>109</b>	<b>35,146,083</b>	<b>39,941,429</b>
	1. Liabilities to undertakings within the group	110	1,415,165	1,587,447
	2. Liabilities for loans, deposits, etc. of undertakings within the group	111	0	0
	3. Liabilities to companies linked by virtue of participating interests	112	0	0
	4. Liabilities for loans, deposits etc. of companies linked by virtue of participating interests	113	0	0
	5. Liabilities for loans, deposits etc.	114	2,507,562	2,507,562
	6. Liabilities to banks and other financial institutions	115	12,266,700	14,844,985
	7. Liabilities for advance payments	116	3,381,065	5,435,764
	8. Liabilities to suppliers	117	11,864,676	12,282,104
	9. Liabilities for securities	118	0	0
	10. Liabilities to employees	119	1,165,515	1,266,740
	11. Taxes, contributions and similar liabilities	120	586,493	599,897
	12. Liabilities arising from the share in the result	121	27,819	22,349
	13. Liabilities arising from fixed assets held for sale	122	0	0
	14. Other short-term liabilities	123	1,931,088	1,394,581
<b>E</b>	<b>ACCRUALS AND DEFERRED INCOME</b>	<b>124</b>	<b>1,498,723</b>	<b>233,357</b>
<b>F</b>	<b>TOTAL – LIABILITIES (ADP 067+090+097+109+124)</b>	<b>125</b>	<b>149,429,219</b>	<b>155,635,830</b>
<b>G</b>	<b>OFF-BALANCE SHEET ITEMS</b>	<b>126</b>	<b>11,490,602</b>	<b>10,254,317</b>

# Statement of profit or loss

for the period 1.1.2023 to 30.9.2023  
Submitter: AD Plastik d.d. (in EUR)

	ITEM 1	ADP CODE 2	SAME PERIOD OF THE PREVIOUS YEAR		CURRENT PERIOD	
			CUMULATIVE 3	QUARTER 4	CUMULATIVE 5	QUARTER 6
<b>I</b>	<b>OPERATING INCOME (ADP 002 to 006)</b>	<b>001</b>	<b>61,056,597</b>	<b>18,953,623</b>	<b>70,063,731</b>	<b>20,470,948</b>
	1, Income from sales with undertakings within the group	002	3,343,083	752,471	3,187,699	1,043,269
	2, Income from sales (outside group)	003	56,560,710	17,745,547	62,545,195	18,449,482
	3, Income from the use of own products, goods and services	004	158,677	79,255	27,150	2,910
	4, Other operating income with undertakings within the group	005	165,498	75,413	593,896	492,183
	5, Other operating income (outside the group)	006	828,629	300,937	3,709,791	483,104
<b>II</b>	<b>OPERATING EXPENSES (ADP 008+009+010+011+012+013+014+015+016+017+018+019+020+021+022+023+024+025+026+027+028)</b>	<b>007</b>	<b>65,831,227</b>	<b>21,600,781</b>	<b>72,569,979</b>	<b>22,483,454</b>
	1, Changes in inventories of work in progress and finished goods	008	117,396	273,577	321,897	-135,316
	<b>2, Material costs (ADP 010 to 012)</b>	<b>009</b>	<b>43,016,855</b>	<b>13,463,673</b>	<b>48,639,037</b>	<b>14,904,169</b>
	a) Costs of raw materials and consumables	010	29,351,018	9,292,585	32,858,396	9,692,419
	b) Costs of goods sold	011	7,952,082	2,395,339	9,318,057	3,053,114
	c) Other external costs	012	5,713,755	1,775,749	6,462,584	2,158,636
	<b>3, Staff costs (ADP 014 to 016)</b>	<b>013</b>	<b>13,349,385</b>	<b>4,613,400</b>	<b>15,137,428</b>	<b>4,914,611</b>
	a) Net salaries and wages	014	8,562,683	2,948,135	9,453,986	3,064,323
	b) Tax and contributions from salary costs	015	3,033,401	1,062,166	3,735,342	1,220,991
	c) Contributions on salaries	016	1,753,301	603,099	1,948,100	629,297
	4, Depreciation	017	6,720,298	2,194,574	5,379,435	1,730,636
	5, Other costs	018	2,481,087	1,022,392	2,883,824	1,010,653
	<b>6, Value adjustments (ADP 020+021)</b>	<b>019</b>	<b>0</b>	<b>0</b>	<b>0</b>	<b>0</b>
	a) fixed assets other than financial assets	020	0	0	0	0
	b) current assets other than financial assets	021	0	0	0	0
	<b>7, Provisions (ADP 023 to 028)</b>	<b>022</b>	<b>0</b>	<b>0</b>	<b>0</b>	<b>0</b>
	a) Provisions for pensions, termination benefits and similar obligations	023	0	0	0	0
	b) Provisions for tax liabilities	024	0	0	0	0
	c) Provisions for ongoing legal cases	025	0	0	0	0
	d) Provisions for renewal of natural resources	026	0	0	0	0
	e) Provisions for warranty obligations	027	0	0	0	0
	f) Other provisions	028	0	0	0	0
	8, Other operating expenses	029	146,206	33,165	208,358	58,701
<b>III</b>	<b>FINANCIAL INCOME (ADP 031 to 040)</b>	<b>030</b>	<b>1,845,543</b>	<b>609,341</b>	<b>2,766,478</b>	<b>94,048</b>
	1, Income from investments in holdings (shares) of undertakings within the group	031	0	0	0	0
	2, Income from investments in holdings (shares) of companies linked by virtue of participating interests	032	1,511,121	496,527	2,483,529	0
	3, Income from other long-term financial investment and loans granted to undertakings within the group	033	0	0	0	0

# Statement of profit or loss

for the period 1.1.2023 to 30.9.2023  
Submitter: AD Plastik d.d. (in EUR)

ITEM 1	ADP CODE 2	SAME PERIOD OF THE PREVIOUS YEAR		CURRENT PERIOD	
		CUMULATIVE 3	QUARTER 4	CUMULATIVE 5	QUARTER 6
4, Other interest income from operations with undertakings within the group	034	306,628	103,051	282,855	93,998
5, Exchange rate differences and other financial income from operations with undertakings within the group	035	27,757	0	0	0
6, Income from other long-term financial investments and loans	036	0	0	0	0
7, Other interest income	037	37	4	94	50
8, Exchange rate differences and other financial income	038	0	9,759	0	0
9, Unrealised gains (income) from financial assets	039	0	0	0	0
10, Other financial income	040	0	0	0	0
<b>IV FINANCIAL EXPENSES (ADP 042 to 048)</b>	<b>041</b>	<b>10,248,079</b>	<b>94,951</b>	<b>405,297</b>	<b>169,746</b>
1, Interest expenses and similar expenses with undertakings within the group	042	0	0	0	0
2, Exchange rate differences and other expenses from operations with undertakings within the group	043	0	5,496	0	0
3, Interest expenses and similar expenses	044	290,076	89,455	405,194	169,187
4, Exchange rate differences and other expenses	045	3,792	0	103	559
5, Unrealised losses (expenses) from financial assets	046	0	0	0	0
6, Value adjustments of financial assets (net)	047	9,954,211	0	0	0
7, Other financial expenses	048	0	0	0	0
<b>V SHARE IN PROFIT FROM UNDERTAKINGS LINKED BY VIRTUE OF PARTICIPATING INTERESTS</b>	<b>049</b>	<b>0</b>	<b>0</b>	<b>0</b>	<b>0</b>
<b>VI SHARE IN PROFIT FROM JOINT VENTURES</b>	<b>050</b>	<b>0</b>	<b>0</b>	<b>0</b>	<b>0</b>
<b>VII SHARE IN LOSS OF COMPANIES LINKED BY VIRTUE OF PARTICIPATING INTEREST</b>	<b>051</b>	<b>0</b>	<b>0</b>	<b>0</b>	<b>0</b>
<b>VIII SHARE IN LOSS OF JOINT VENTURES</b>	<b>052</b>	<b>0</b>	<b>0</b>	<b>0</b>	<b>0</b>
<b>IX TOTAL INCOME (ADP 001+030+049 +050)</b>	<b>053</b>	<b>62,902,140</b>	<b>19,562,964</b>	<b>72,830,209</b>	<b>20,564,996</b>
<b>X TOTAL EXPENDITURE (ADP 007+041+051 + 052)</b>	<b>054</b>	<b>76,079,306</b>	<b>21,695,732</b>	<b>72,975,276</b>	<b>22,653,200</b>
<b>XI PRE-TAX PROFIT OR LOSS (ADP 053-054)</b>	<b>055</b>	<b>-13,177,166</b>	<b>-2,132,768</b>	<b>-145,067</b>	<b>-2,088,204</b>
1, Pre-tax profit (ADP 053-054)	056	0	0	0	0
2, Pre-tax loss (ADP 054-053)	057	-13,177,166	-2,132,768	-145,067	-2,088,204
<b>XII INCOME TAX</b>	<b>058</b>	<b>-568,089</b>	<b>-300,918</b>	<b>-262,860</b>	<b>-208,821</b>
<b>XIII PROFIT OR LOSS FOR THE PERIOD (ADP 055-059)</b>	<b>059</b>	<b>-12,609,077</b>	<b>-1,831,850</b>	<b>117,793</b>	<b>-1,879,383</b>
1, Profit for the period (ADP 055-059)	060	0	0	117,793	0
2, Loss for the period (ADP 059-055)	061	-12,609,077	-1,831,850	0	-1,879,383
<b>DISCONTINUED OPERATIONS (TO BE FILLED IN BY UNDERTAKINGS SUBJECT TO IFRS ONLY WITH DISCONTINUED OPERATIONS)</b>					
<b>XIV PRE-TAX PROFIT OR LOSS OF DISCONTINUED OPERATIONS (ADP 063-064)</b>	<b>062</b>	<b>0</b>	<b>0</b>	<b>0</b>	<b>0</b>
1, Pre-tax profit from discontinued operations	063	0	0	0	0
2, Pre-tax loss on discontinued operations	064	0	0	0	0

# Statement of profit or loss

for the period 1.1.2023 to 30.9.2023  
Submitter: AD Plastik d.d. (in EUR)

ITEM 1	ADP CODE 2	SAME PERIOD OF THE PREVIOUS YEAR		CURRENT PERIOD	
		CUMULATIVE 3	QUARTER 4	CUMULATIVE 5	QUARTER 6
<b>XV INCOME TAX OF DISCONTINUED OPERATIONS</b>	<b>065</b>	<b>0</b>	<b>0</b>	<b>0</b>	<b>0</b>
1, Discontinued operations profit for the period (ADP 062-065)	066	0	0	0	0
2, Discontinued operations loss for the period (ADP 065-062)	067	0	0	0	0
<b>TOTAL OPERATIONS (TO BE FILLED IN ONLY BY UNDERTAKINGS SUBJECT TO IFRS WITH DISCONTINUED OPERATIONS)</b>					
<b>XVI PRE-TAX PROFIT OR LOSS (ADP 055--+062)</b>	<b>068</b>	<b>0</b>	<b>0</b>	<b>0</b>	<b>0</b>
1, Pre-tax profit (ADP 068)	069	0	0	0	0
2, Pre-tax loss (ADP 068)	070	0	0	0	0
<b>XVII INCOME TAX (ADP 058+065)</b>	<b>071</b>	<b>0</b>	<b>0</b>	<b>0</b>	<b>0</b>
<b>XVIII PROFIT OR LOSS FOR THE PERIOD (ADP 068-071)</b>	<b>072</b>	<b>0</b>	<b>0</b>	<b>0</b>	<b>0</b>
1, Profit for the period (ADP 068-071)	073	0	0	0	0
2, Loss for the period (ADP 071-068)	074	0	0	0	0
<b>APPENDIX TO THE P&amp;L (TO BE FILLED IN BY UNDERTAKINGS THAT DRAW UP CONSOLIDATED ANNUAL FINANCIAL STATEMENTS)</b>					
<b>XIX PROFIT OR LOSS FOR THE PERIOD (ADP 076+077)</b>	<b>075</b>	<b>0</b>	<b>0</b>	<b>0</b>	<b>0</b>
1, Attributable to owners of the parent	076	0	0	0	0
2, Attributable to minority (non-controlling) interest	077	0	0	0	0
<b>STATEMENT OF OTHER COMPREHENSIVE INCOME (TO BE FILLED IN BY UNDERTAKINGS SUBJECT TO IFRS)</b>					
<b>I PROFIT OR LOSS FOR THE PERIOD</b>	<b>078</b>	<b>-12,609,077</b>	<b>-1,831,850</b>	<b>117,793</b>	<b>-1,879,383</b>
<b>II OTHER COMPREHENSIVE INCOME/LOSS BEFORE TAX (ADP 80+ 87)</b>	<b>079</b>	<b>0</b>	<b>0</b>	<b>0</b>	<b>0</b>
<b>III Items that will not be reclassified to profit or loss (ADP 081 to 085)</b>	<b>080</b>	<b>0</b>	<b>0</b>	<b>0</b>	<b>0</b>
1, Changes in revaluation reserves of fixed tangible and intangible assets	081	0	0	0	0
2, Gains or losses from subsequent measurement of equity instruments at fair value through other comprehensive income	082	0	0	0	0
3, Fair value changes of financial liabilities at fair value through statement of profit or loss, attributable to changes in their credit risk	083	0	0	0	0
4, Actuarial gains/losses on the defined benefit obligation	084	0	0	0	0
5, Other items that will not be reclassified	085	0	0	0	0
6, Income tax relating to items that will not be reclassified	086	0	0	0	0



# Statement of profit or loss

for the period 1.1.2023 to 30.9.2023  
Submitter: AD Plastik d.d. (in EUR)

	ITEM 1	ADP CODE 2	SAME PERIOD OF THE PREVIOUS YEAR		CURRENT PERIOD	
			CUMULATIVE 3	QUARTER 4	CUMULATIVE 5	QUARTER 6
IV	Items that may be reclassified to profit or loss (ADP 088 to 095)	087	0	0	0	0
	1, Exchange rate differences from translation of foreign operations	088	0	0	0	0
	2, Gains or losses from subsequent measurement of debt securities at fair value through other comprehensive income	089	0	0	0	0
	3, Profit or loss arising from effective cash flow hedging	090	0	0	0	0
	4, Profit or loss arising from effective hedge of a net investment in a foreign operation	091	0	0	0	0
	5, Share in other comprehensive income/loss of companies linked by virtue of participating interests	092	0	0	0	0
	6, Changes in fair value of the time value of option	093	0	0	0	0
	7, Changes in fair value of forward elements of forward contracts	094	0	0	0	0
	8, Other items that may be reclassified to profit or loss	095	0	0	0	0
	9, Income tax relating to items that may be reclassified to profit or loss	096	0	0	0	0
V	NET OTHER COMPREHENSIVE INCOME OR LOSS (ADP 080+087- 086 - 096)	097	0	0	0	0
VI	COMPREHENSIVE INCOME OR LOSS FOR THE PERIOD (ADP 078+097)	098	-12,609,077	-1,831,850	117,793	-1,879,383
<b>APPENDIX TO THE STATEMENT ON COMPREHENSIVE INCOME (TO BE FILLED IN BY UNDERTAKINGS THAT DRAW UP CONSOLIDATED STATEMENTS)</b>						
VII	COMPREHENSIVE INCOME OR LOSS FOR THE PERIOD (ADP 100+101)	099	0	0	0	0
	1, Attributable to owners of the parent	100	0	0	0	0
	2, Attributable to minority (non-controlling) interest	101	0	0	0	0



# Statement of cash flows

for the period 1.1.2023 to 30.9.2023  
Submitter: AD Plastik d.d. (in EUR)

## indirect method

ITEM 1	ADP CODE 2	SAME PERIOD OF THE PREVIOUS YEAR 3	CURRENT PERIOD 4
<b>CASH FLOW FROM OPERATING ACTIVITIES</b>			
1. Pre-tax profit	001	-13,177,166	-145,067
<b>2. Adjustments (ADP 003 to 010):</b>	<b>002</b>	<b>15,271,446</b>	<b>-503,054</b>
a) Depreciation	003	6,720,298	5,379,435
b) Gains and losses from sale and value adjustment of fixed tangible and intangible assets	004	-89,668	-2,708,561
c) Gains and losses from sale and unrealised gains and losses and value adjustment of financial assets	005	9,954,211	0
d) Interest and dividend income	006	-1,817,786	-2,766,478
e) Interest expenses	007	290,076	405,194
f) Provisions	008	0	-16,652
g) Exchange rate differences (unrealised)	009	-75,381	-94
h) Other adjustments for non-cash transactions and unrealised gains and losses	010	289,696	-795,898
<b>I Cash flow increase or decrease before changes in working capital (ADP 001+002)</b>	<b>011</b>	<b>2,094,280</b>	<b>-648,121</b>
<b>3. Changes in the working capital (ADP 013 to 016)</b>	<b>012</b>	<b>6,807,451</b>	<b>-7,024,701</b>
a) Increase or decrease in short-term liabilities	013	-2,496,099	3,496,984
b) Increase or decrease in short-term receivables	014	9,310,829	-7,080,322
c) Increase or decrease in inventories	015	-7,279	-3,441,363
d) Other increase or decrease in working capital	016	0	0
<b>II Cash from operations (ADP 011+012)</b>	<b>017</b>	<b>8,901,731</b>	<b>-7,672,822</b>
4. Interest paid	018	-298,855	-340,222
5. Income tax paid	019	0	0
<b>A NET CASH FLOW FROM OPERATING ACTIVITIES (ADP 017 to 019)</b>	<b>020</b>	<b>8,602,876</b>	<b>-8,013,044</b>
<b>CASH FLOW FROM INVESTMENT ACTIVITIES</b>			
1. Cash receipts from sales of fixed tangible and intangible assets	021	134,359	3,913,814
2. Cash receipts from sales of financial instruments	022	0	0
3. Interest received	023	37	120,778
4. Dividends received	024	1,013,411	2,483,529
5. Cash receipts from repayment of loans and deposits	025	0	527,266
6. Other cash receipts from investment activities	026	0	0
<b>III Total cash receipts from investment activities (ADP 021 to 026)</b>	<b>027</b>	<b>1,147,807</b>	<b>7,045,387</b>
1. Cash payments for the purchase of fixed tangible and intangible assets	028	-2,627,134	-4,596,002
2. Cash payments for the acquisition of financial instruments	029	0	0
3. Cash payments for loans and deposits for the period	030	0	0
4. Acquisition of a subsidiary, net of cash acquired	031	0	0
5. Other cash payments from investment activities	032	0	0
<b>IV Total cash payments from investment activities (ADP 028 to 032)</b>	<b>033</b>	<b>-2,627,134</b>	<b>-4,596,002</b>
<b>B NET CASH FLOW FROM INVESTMENT ACTIVITIES (ADP 027 +033)</b>	<b>034</b>	<b>-1,479,327</b>	<b>2,449,385</b>

# Statement of cash flows

for the period 1.1.2023 to 30.9.2023  
Submitter: AD Plastik d.d. (in EUR)

## indirect method

ITEM 1	ADP CODE 2	SAME PERIOD OF THE PREVIOUS YEAR 3	CURRENT PERIOD 4
<b>CASH FLOW FROM FINANCING ACTIVITIES</b>			
1. Cash receipts from the increase in initial (subscribed) capital	035	0	0
2. Cash receipts from the issue of equity financial instruments and debt financial instruments	036	0	0
3. Cash receipts from credit principals, loans and other borrowings	037	5,497,190	11,538,723
4. Other cash receipts from financing activities	038	0	0
<b>V Total cash receipts from financing activities (ADP 035 to 038)</b>	<b>039</b>	<b>5,497,190</b>	<b>11,538,723</b>
1. Cash payments for the repayment of credit principals, loans and other borrowings and debt financial instruments	040	-11,761,128	-6,089,037
2. Cash payments for dividends	041	0	0
3. Cash payments for finance lease	042	-737,442	-662,528
4. Cash payments for the redemption of treasury shares and decrease in initial (subscribed) capital	043	0	0
5. Other cash payments from financing activities	044	0	0
<b>VI Total cash payments from financing activities (ADP 040 to 044)</b>	<b>045</b>	<b>-12,498,570</b>	<b>-6,751,565</b>
<b>C NET CASH FLOW FROM FINANCING ACTIVITIES (ADP 039 +045)</b>	<b>046</b>	<b>-7,001,380</b>	<b>4,787,158</b>
1. Unrealised exchange rate differences in respect of cash and cash equivalents	047	-111	94
<b>D NET INCREASE OR DECREASE IN CASH FLOWS (ADP 020+034+046+047)</b>	<b>048</b>	<b>122,058</b>	<b>-776,407</b>
<b>E CASH AND CASH EQUIVALENTS AT THE BEGINNING OF THE PERIOD</b>	<b>049</b>	<b>1,300,252</b>	<b>2,378,004</b>
<b>F CASH AND CASH EQUIVALENTS AT THE END OF THE PERIOD (ADP 048+049)</b>	<b>050</b>	<b>1,422,310</b>	<b>1,601,597</b>







# Statement of changes in equity

for the period 1.1.2023 to 30.9.2023  
Submitter: AD Plastik d.d. (in EUR)

Item	ADP code	Attributable to owners of the parent																Minority non-controlling interest	Total capital and reserves
		Initial (subscribed) capital	Capital reserves	Legal reserves	Reserves for treasury shares	Treasury shares and holdings (deductible item)	Statutory reserves	Other reserves	Revaluation reserves	Fair value of financial assets through other comprehensive income (available for sale)	Cash flow hedge - effective portion	Hedge of a net investment in a foreign operation - effective portion	Other fair value reserves	Exchange rate differences from translation of foreign operations	Retained profit / loss brought forward	Profit/loss for the business year	Total attributable to owners of the parent		
1	2	3	4	5	6	7	8	9	10	11	12	13	14	15	16	17	18 (3 do 6 - 7 + 8 do 17)	19	20 (18+19)
15, Decrease in initial (subscribed) capital (other than arising from the pre-bankruptcy settlement procedure or from the reinvestment of profit)	15	0	0	0	0	0	0	0	0	0	0	0	0	0	0	0	0	0	0
16, Decrease in initial (subscribed) capital arising from the pre-bankruptcy settlement procedure	16	0	0	0	0	0	0	0	0	0	0	0	0	0	0	0	0	0	0
17, Decrease in initial (subscribed) capital arising from the reinvestment of profit	17	0	0	0	0	0	0	0	0	0	0	0	0	0	0	0	0	0	0
18, Redemption of treasury shares/holdings	18	0	0	0	0	0	0	0	0	0	0	0	0	0	0	0	0	0	0
19, Payments from members/shareholders	19	0	0	0	0	0	0	0	0	0	0	0	0	0	0	0	0	0	0
20, Payment of share in profit/dividend	20	0	0	0	0	0	0	0	0	0	0	0	0	0	0	0	0	0	0
21, Other distributions and payments to members/shareholders	21	0	-117,973	0	0	-220,456	0	0	0	0	0	0	0	0	0	0	102,483	0	102,483
22, Transfer to reserves according to the annual schedule	22	0	0	0	0	0	0	0	0	0	0	0	0	0	2,168,656	-2,168,656	0	0	0
23, Increase in reserves arising from the pre-bankruptcy settlement procedure	23	0	0	0	0	0	0	0	0	0	0	0	0	0	0	0	0	0	0
<b>24, Balance on the last day of the previous business year reporting period (ADP 04 to 23)</b>	<b>24</b>	<b>55,738,058</b>	<b>25,402,254</b>	<b>813,439</b>	<b>2,772,641</b>	<b>921,001</b>	<b>0</b>	<b>9,050,846</b>	<b>0</b>	<b>0</b>	<b>0</b>	<b>0</b>	<b>0</b>	<b>0</b>	<b>10,931,968</b>	<b>-12,609,077</b>	<b>91,179,128</b>	<b>0</b>	<b>91,179,128</b>
<b>APPENDIX TO THE STATEMENT OF CHANGES IN EQUITY</b> (to be filled in by undertakings that draw up financial statements in accordance with the IFRS)																			
<b>I OTHER COMPREHENSIVE INCOME OF THE PREVIOUS PERIOD, NET OF TAX (ADP 06 to 14)</b>	<b>25</b>	<b>0</b>	<b>0</b>	<b>0</b>	<b>0</b>	<b>0</b>	<b>0</b>	<b>0</b>	<b>0</b>	<b>0</b>	<b>0</b>	<b>0</b>	<b>0</b>	<b>0</b>	<b>0</b>	<b>0</b>	<b>0</b>	<b>0</b>	<b>0</b>
<b>II COMPREHENSIVE INCOME OR LOSS FOR THE PREVIOUS PERIOD (ADP 05+25)</b>	<b>26</b>	<b>0</b>	<b>0</b>	<b>0</b>	<b>0</b>	<b>0</b>	<b>0</b>	<b>0</b>	<b>0</b>	<b>0</b>	<b>0</b>	<b>0</b>	<b>0</b>	<b>0</b>	<b>0</b>	<b>-12,609,077</b>	<b>-12,609,077</b>	<b>0</b>	<b>-12,609,077</b>
<b>III TRANSACTIONS WITH OWNERS IN THE PREVIOUS PERIOD RECOGNISED DIRECTLY IN EQUITY (ADP 15 to 23)</b>	<b>27</b>	<b>0</b>	<b>-117,973</b>	<b>0</b>	<b>0</b>	<b>-220,456</b>	<b>0</b>	<b>0</b>	<b>0</b>	<b>0</b>	<b>0</b>	<b>0</b>	<b>0</b>	<b>0</b>	<b>2,168,656</b>	<b>-2,168,656</b>	<b>102,483</b>	<b>0</b>	<b>102,483</b>





# Statement of changes in equity

for the period 1.1.2023 to 30.9.2023  
Submitter: AD Plastik d.d. (in EUR)

Item 1	ADP code 2	Attributable to owners of the parent															Minority non-controlling interest 19	Total capital and reserves 20 (18+19)	
		Initial (subscribed) capital 3	Capital reserves 4	Legal reserves 5	Reserves for treasury shares 6	Treasury shares and holdings (deductible item) 7	Statutory reserves 8	Other reserves 9	Revaluation reserves 10	Fair value of financial assets through other comprehensive income (available for sale) 11	Cash flow hedge - effective portion 12	Hedge of a net investment in a foreign operation - effective portion 13	Other fair value reserves 14	Exchange rate differences from translation of foreign operations 15	Retained profit / loss brought forward 16	Profit/loss for the business year 17			Total attributable to owners of the parent 18 (3 do 6 - 7 + 8 do 17)
15, Decrease in initial (subscribed) capital (other than arising from the pre-bankruptcy settlement procedure or from the reinvestment of profit)	42	0	0	0	0	0	0	0	0	0	0	0	0	0	0	0	0	0	0
16, Decrease in initial (subscribed) capital arising from the pre-bankruptcy settlement procedure	43	0	0	0	0	0	0	0	0	0	0	0	0	0	0	0	0	0	0
17, Decrease in initial (subscribed) capital arising from the reinvestment of profit	44	0	0	0	0	0	0	0	0	0	0	0	0	0	0	0	0	0	0
18, Redemption of treasury shares/holdings	45	0	0	0	0	0	0	0	0	0	0	0	0	0	0	0	0	0	0
19, Payments from members/shareholders	46	0	0	0	0	0	0	0	0	0	0	0	0	0	0	0	0	0	0
20, Payment of share in profit/dividend	47	0	0	0	0	0	0	0	0	0	0	0	0	0	0	0	0	0	0
21, Other distributions and payments to members/shareholders	48	-1,143,466	501,812	0	0	0	0	0	0	0	0	0	0	0	641,654	0	0	0	0
22, Carryforward per annual plane	49	0	0	0	0	0	0	0	0	0	0	0	0	-13,743,480	13,743,480	0	0	0	
23, Increase in reserves arising from the pre-bankruptcy settlement procedure	50	0	0	0	0	0	0	0	0	0	0	0	0	0	0	0	0	0	
<b>24, Balance on the last day of the current business year reporting period (ADP 31 to 50)</b>	<b>51</b>	<b>54,594,592</b>	<b>25,904,067</b>	<b>813,439</b>	<b>2,772,641</b>	<b>921,001</b>	<b>0</b>	<b>6,880,988</b>	<b>0</b>	<b>0</b>	<b>0</b>	<b>0</b>	<b>0</b>	<b>0</b>	<b>0</b>	<b>117,793</b>	<b>90,162,519</b>	<b>0</b>	<b>90,162,519</b>
<b>APPENDIX TO THE STATEMENT OF CHANGES IN EQUITY</b> (to be filled in by undertakings that draw up financial statements in accordance with the IFRS)																			
<b>I OTHER COMPREHENSIVE INCOME FOR THE CURRENT PERIOD, NET OF TAX (ADP 33 to 41)</b>	<b>52</b>	<b>0</b>	<b>0</b>	<b>0</b>	<b>0</b>	<b>0</b>	<b>0</b>	<b>0</b>	<b>0</b>	<b>0</b>	<b>0</b>	<b>0</b>	<b>0</b>	<b>0</b>	<b>0</b>	<b>0</b>	<b>0</b>	<b>0</b>	<b>0</b>
<b>II COMPREHENSIVE INCOME OR LOSS FOR THE CURRENT PERIOD (ADP 32 do 52)</b>	<b>53</b>	<b>0</b>	<b>0</b>	<b>0</b>	<b>0</b>	<b>0</b>	<b>0</b>	<b>0</b>	<b>0</b>	<b>0</b>	<b>0</b>	<b>0</b>	<b>0</b>	<b>0</b>	<b>0</b>	<b>117,793</b>	<b>117,793</b>	<b>0</b>	<b>117,793</b>
<b>III TRANSACTIONS WITH OWNERS IN THE CURRENT PERIOD RECOGNISED DIRECTLY IN EQUITY (ADP 42 to 50)</b>	<b>54</b>	<b>-1,143,466</b>	<b>501,812</b>	<b>0</b>	<b>0</b>	<b>0</b>	<b>0</b>	<b>0</b>	<b>0</b>	<b>0</b>	<b>0</b>	<b>0</b>	<b>0</b>	<b>0</b>	<b>-13,101,826</b>	<b>13,743,480</b>	<b>0</b>	<b>0</b>	<b>0</b>

# Notes to Financial Statements - QFS

(drawn up for quarterly reporting periods)

Name of the issuer:.....AD Plastik d.d.

Headquarter: .....Ul. Antuna Gustava Matoša 8, 21210, Solin, Hrvatska

Personal identification

number (OIB): .....48351740621

MBS: .....060007090

Reporting period: .....1.1.2023 to 30.9.2023

Notes to financial statements are available as part of AD Plastik Group's Unaudited financial statement. Unaudited financial statement is available on Zagreb Stock Exchange website.

AD Plastik Group Integrated annual report for 2022 year is available on Zagreb Stock Exchange website.

Same accounting policies are applied while drawing up financial statements for current reporting period as in the latest annual financial statements.

AD Plastik d.d. has issued corporate guarantees for the needs of subsidiaries in the following amounts: to banks EUR 7,700 thousand and to suppliers EUR 2,401 thousand.

Amount owed by AD Plastik d.d. and falling due after more than five years amounts to EUR 194 thousand.

The average number of employees of AD Plastik d.d. in the period from 01.01.2023. to 30.09.2023. was 1,148.

In intangible assets in the period from 01.01.2023. to 30.09.2023., the cost of net salaries and wages of EUR 289,567, the cost of taxes and contributions from salaries of EUR 114,410 and the cost of contributions to salaries of EUR 59,669 were capitalized.

Deffered tax assets balance increased by EUR 263 thousand in the reporting period. Deferred tax asset on 31.12.2022 amounts EUR 1,995 thousand.

Solin, October 2023

# Management's statement of responsibility

The financial statements of AD Plastik Group and the Company AD Plastik d.d. Solin are prepared in accordance with the International Financial Reporting Standards (IFRS) and the Croatian Law on Accounting.

The consolidated financial statements of AD Plastik Group and the financial statements of the Company AD Plastik d.d. for the period from January 1 to September 30 2023, give a complete and true review of the assets and liabilities, profit and loss, financial position and business activities of the issuers and companies included in the consolidation as a whole.

The management report for the period until September 30 2023, contains an accurate and true display of the development and results of the business activities of the Company with a description of the most significant risks and uncertainties to which the Company is exposed.



The Company is registered at the Court Register of the Commercial Court of Split under the Registered Company Number (MBS): 060007090  
Company Identification Number (OIB): 48351740621  
IBAN: HR04 2340 0091 1101 5371 1, Privredna banka Zagreb d.d., Zagreb

The capital stock in the amount of EUR 55,738,058.27 was paid in full.  
AD Plastik issued a total of 4,199,584 ordinary shares, in the nominal amount of EUR 13.27.  
President of the Management Board: Marinko Došen  
Management Board members: Mladen Peroš, Zlatko Bogadi, Josip Divić  
President of the Supervisory Board: Sergey Dmitrievich Bodrunov

**Marinko Došen**  
President of the  
Management Board

Handwritten signature of Marinko Došen in white ink on a dark grey background.

**Mladen Peroš**  
Member of the  
Management Board

Handwritten signature of Mladen Peroš in white ink on a dark grey background.

**Zlatko Bogadi**  
Member of the  
Management Board

Handwritten signature of Zlatko Bogadi in white ink on a dark grey background.

**Josip Divić**  
Member of the  
Management Board

Handwritten signature of Josip Divić in white ink on a dark grey background.



**Your needs.  
Our drive.**

***Plastik***