

**INTERIM REPORT
BY MANAGEMENT
OF AD PLASTIK GROUP
AND AD PLASTIK D.D. SOLIN
FOR THE FIRST THREE MONTHS**

2026

AD PLASTIK GROUP AND AD PLASTIK D.D. SOLIN

REPORTS FOR THE PERIOD JANUARY 1, 2026 - MARCH 31, 2026



The financial statements of all companies within AD Plastik Group have been prepared on a going concern basis.

- The most recent annual financial statement is available on the Zagreb Stock Exchange website at the following link:
<https://eho.zse.hr/fileadmin/issuers/ADPL/FI-ADPL-5a256656e403d88e62c50273d7d04c50.pdf>
- The same accounting policies have been applied in preparing the financial statements for the quarterly reporting period as in the most recent annual financial statements.

<u>A</u>	A brief overview of AD Plastik Group	3
<u>B</u>	Financial indicators	6
<u>C</u>	Financial statement of AD Plastik Group	18
<u>D</u>	Financial statement of the company AD Plastik	35
<u>E</u>	Management's statement of responsibility	52



A

A BRIEF OVERVIEW OF AD PLASTIK GROUP

Operating revenue, EBITDA and net profit **4**

Comment by Katija Klepo, President of the Management Board **5**

OPERATING REVENUE, EBITDA AND NET PROFIT

AD Plastik Group

OPERATING REVENUE (EUR MILLION)

39.54



EBITDA (EUR MILLION)

6.16



NET PROFIT (EUR MILLION)

4.25



AD Plastik d.d.

OPERATING REVENUE (EUR MILLION)

30.25



EBITDA (EUR MILLION)


4.91



NET PROFIT (EUR MILLION)

3.66





COMMENT BY KATIJA KLEPO, PRESIDENT OF THE MANAGEMENT BOARD

Although the outlook for 2026 was more optimistic, the beginning of the year was marked by a high level of uncertainty and a slowdown in global economic growth. Geopolitical developments in the first quarter further underscored such an environment—amid intensified conflicts and market instability, persistent energy pressures also continued. In response to these challenges, the European Union continued to channel significant funds into investments aimed at strengthening energy independence and resilience to external shocks, which in the long term also creates new opportunities for the industrial sector.

It is precisely in such circumstances that, since mid-last year, AD Plastik Group has been implementing a clear and decisive strategic shift aimed at increasing the company's long-term value. The focus has been placed on optimizing the operating model, improving profitability, and gradually diversifying business activities and revenue beyond the traditional automotive industry. This shift provides the foundation for reducing business cyclicality and strengthening resilience to external impacts.

The Group continued to implement strategic initiatives aimed at process rationalization, improving resource management, and strengthening integration and synergies among Group companies. A key element of this shift is the planned establishment of a unified development center, which will serve as the foundation for further advancement toward innovative solutions and business expansion into new industries.

In the first quarter operating revenue amounted to EUR 39.54 million, representing an increase of 12.3% compared to the same period of the previous year. Revenue growth was primarily driven by the parent company as a result of improved capacity utilization.

EBITDA amounted to EUR 6.16 million, representing a year-on-year increase of 40.2%, reflecting the effects of ongoing cost optimization and improved operational discipline. At the same time, the Group continued deleveraging, reducing net financial debt by EUR 2.06 million compared to December 31, 2025, further strengthening its balance sheet and financial flexibility. In the automotive segment, active customer diversification is underway alongside strengthening the position in the heavy-duty and commercial vehicle segment, which is characterized by more stable demand. At the same time, the strategic shift includes the development of business activities outside the automotive industry—particularly in logistics—with the aim of creating new revenue streams and reducing dependence on a single sector. The evaluation of entry into additional industries also continues, with a focus on sustainable and technologically advanced solutions.

Positive developments have also been recognized in the capital market - the increased share liquidity and its stabilization at levels more than double those of the previous year reflect growing investor confidence and validation of the strategic direction.

The results for the first quarter confirm that the implemented strategic shift is already generating measurable operational and financial effects. In the period ahead, we remain focused on our core values - operational excellence, innovation, and financial stability - which will ensure AD Plastik Group's continued growth and development in a dynamic global environment.


Katija Klepo
President of the Management Board



B

FINANCIAL INDICATORS

Financial results for the first three months of 2026	7
Market trends	11
Affiliated company EAPS	12
ADPL share	14
Addendum 1: Alternative performance measures	16



FINANCIAL RESULTS FOR THE FIRST QUARTER OF 2026

AD Plastik Group is comprised of the following companies during the reporting period:

- AD Plastik d.d., Croatia
- AD Plastik Tisza Kft., Hungary
- ADP d.o.o., Serbia
- AD Plastik d.o.o., Slovenia
- AO AD Plastik Togliatti, Russia
- ZAO AD Plastik Kaluga, Russia

(hereinafter: AD Plastik Group or Group)

In the first quarter of 2026, the AD Plastik Group continued its revenue growth, primarily driven by revenue from serial production, while achieving improved profitability, higher capacity utilisation and increased operational efficiency.

Operating revenue of the Group in the observed period amounted to EUR 39.54 million, which was 12.3% higher than in the same period last year, while in the parent company it increased by 14.1% to EUR 30.25 million. The revenue structure had a significant positive impact on profitability indicators; thus, the Group's EBITDA increased by 40.2% to EUR 6.16 million, while EBITDA in the parent company increased by 70.6% to EUR 4.91 million. The Group's EBITDA margin amounted to 15.58%, while the parent company's EBITDA margin was 16.23%. These margin developments were primarily driven by increased revenue from serial production of new projects, as well as optimisation of production costs.

The Group's net profit amounted to EUR 4.25 million. In addition to the previously mentioned growth in EBITDA margin,

the strong increase in the Group's net profit was largely driven by a significant increase in the share of profit from the affiliated company. The parent company's net profit in the observed period amounted to EUR 3.66 million and was the result of increased revenue from serial production, along with higher utilisation of production capacities, and simultaneous cost optimisation.

In the period ahead, further expansion of the customer base and entry into new market niches within the automotive industry are planned, which is expected to have a positive impact on revenue from own production, capacity utilisation, efficiency and overall profitability. In order to further reduce the cyclicality of the automotive market, part of the portfolio is also being gradually directed beyond the automotive industry, towards selected segments requiring similar competencies in the development and serial production of plastic components. In this way, the revenue base is expected to be broadened, the utilisation of production infrastructure increased, and opportunities created for more stable orders with a different demand dynamic.

During the reporting period, the Group successfully continued its deleveraging process, as best reflected in the net financial debt indicator, which decreased by EUR 2.12 million compared to the end of the previous year. The majority of this reduction in indebtedness relates to the parent company, whose net financial debt decreased by EUR 2.11 million alongside an increase in the cash position. With the planned continuation of deleveraging and assuming projected interest rate levels, a positive impact on financing costs is expected in the upcoming period.

The achieved results confirm the Group's ability to effectively adapt to market conditions and challenges, with a focus on increasing efficiency and enhancing the flexibility of production sites, all with the aim of creating a more agile and adaptable system capable of responding more quickly to changes in market conditions and customer requirements.

KEY PERFORMANCE INDICATORS

Indicators (in EUR 000)	AD Plastik Group			AD Plastik d.d.		
	1Q 2025	1Q 2026	Index	1Q 2025	1Q 2026	Index
Operating revenue	35,211	39,536	112.28	26,509	30,245	114.10
Sales revenue	34,614	39,075	112.89	25,974	29,764	114.59
Operating expenses	33,661	36,534	108.53	25,887	27,934	107.91
EBITDA*	4,395	6,159	140.16	2,877	4,909	170.64
EBITDA last 4 quarters*	14,123	20,953	148.36	7,684	16,405	213.50
Net profit	3,963	4,251	107.26	1,016	3,657	360.05
NFD*	39,164	24,382	62.26	36,280	23,972	66.08
NFD/EBITDA last 4 quarters*	2.77	1.16	41.96	4.72	1.46	30.95
EBITDA margin*	12.48%	15.58%	310 bps	10.85%	16.23%	538 bps
Net profit margin*	11.26%	10.75%	-50 bps	3.83%	12.09%	826 bps
ROE*	4.93%	13.00%	807 bps	0.60%	8.34%	773 bps
Capex*	766	1,161	151.66	735	763	103.79

* In addition to the measures defined by International Financial Reporting Standards (IFRS), AD Plastik Group also uses alternative performance measures in its reports. An overview and definition of the measures used in this document are provided in Addendum 1.

OPERATING EXPENSES

Operating expenses (in EUR 000)	AD Plastik Group			AD Plastik d.d.		
	1Q 2025	1Q 2026	Index	1Q 2025	1Q 2026	Index
OPERATING EXPENSES	33,661	36,534	108.53	25,887	27,934	107.91
Change in inventories of work in progress and finished goods	279	-28	-10.11	241	42	17.26
Material costs	20,655	22,003	106.53	16,512	17,235	104.37
Staff costs	8,144	9,110	111.85	5,805	6,257	107.78
Amortization	2,844	3,158	111.02	2,255	2,598	115.23
Other costs	1,641	2,103	128.18	1,043	1,645	157.63
Other operating expenses	98	189	193.40	30	159	522.30

NET FINANCIAL RESULT

Net financial result (in EUR 000)	AD Plastik Group			AD Plastik d.d.		
	1Q 2025	1Q 2026	Index	1Q 2025	1Q 2026	Index
FINANCIAL REVENUE	1,024	73	7.1	816	1,907	233.6
Positive exchange rate differences	974	-	-	1	-	-
Interest income	51	73	142.6	197	105	53.1
Dividends	-	-	-	618	1,802	291.5
FINANCIAL EXPENSES	359	347	96.7	323	211	65.1
Negative exchange rate differences	-	104	-	-	-	-
Interest expenses	359	243	67.7	323	210	65.1
Financial result	665	-275	-	493	1,696	344.1

In the parent company, a significant contribution to the financial result, amounting to EUR 1.80 million, arises from the decision on dividend payment in the affiliated company in Romania.

In the observed period, a decrease in borrowing costs is evident, which is expected to continue throughout 2026, assuming projected interest rate levels.

FINANCIAL POSITION

Abbreviated balance sheet (in 000 EUR)	AD Plastik Group			AD Plastik d.d.		
	31 Dec 2025	31 March 2026	Index	31 Dec 2025	31 March 2026	Index
ASSETS	186,349	188,214	101.00	157,247	158,771	100.97
Noncurrent assets	123,766	123,470	99.76	108,688	108,125	99.48
Current assets	61,375	63,584	103.60	47,629	49,729	104.41
Prepaid expenses and accrued income	1,208	1,160	96.01	931	916	98.44
LIABILITIES	72,050	69,417	96.35	60,246	58,113	96.46
Noncurrent liabilities	20,721	19,738	95.25	17,882	17,371	97.14
Current liabilities	49,706	49,270	99.12	40,884	40,457	98.96
Accrued expenses and deferred revenue	1,623	409	25.23	1,480	284	19.18
CAPITAL	114,300	118,797	103.93	97,001	100,658	103.77

The Group's net financial debt amounted to EUR 24.38 million, representing a decrease of EUR 2.12 million compared to the end of the previous year. At the same time, the parent company's net financial debt decreased by EUR 2.11 million to EUR 23.97 million. The NFD/EBITDA ratios of both the Group and the parent company have also improved significantly. At the Group level, this ratio now stands at 1.16, while at the parent company level it is 1.46. Further improvement is expected through continued deleveraging and increasing profitability.

The Group's indebtedness ratio decreased from 0.39 as of December 31, 2025 to 0.37, while in the parent company it declined from 0.38 to 0.37.

Most of the significant investments related to new projects, including development, specific equipment and returnable packaging, were realised in previous periods. As a result, planned investments for the current and upcoming years are significantly lower, which will also impact the level of indebtedness.



MARKET TRENDS

Operating revenue of the Group generated in the European Union, UK and Serbian markets in the observed period amounted to EUR 34.67 million, representing an increase of 11.7% compared to the same period of the previous year. This development was expected, primarily due to the previously mentioned higher revenue from serial production. The share of these markets in the Group's total revenue amounted to 87.7%.

Revenue from the Russian market amounted to EUR 4.87 million and represent the remaining 12.3% of the Group's revenue. Although operations in this segment remain segregated, it is important to emphasise that the Russian entities continue to operate on a self-sustaining basis and remain financially independent from the parent company.

In February 2026, based on cumulative data, the number of new car registrations in the EU declined by 1.2% compared to the same period last year, thereby mitigating the challenging start to the year recorded in January.

Battery electric vehicles accounted for 18.8% of the EU market share in January and February 2026, up from 15.2% a year earlier. Registrations of hybrid electric vehicles represented 38.7% of the market, remaining the preferred choice among EU consumers. Meanwhile, the combined share of petrol and diesel vehicles declined to 30.6%, compared to 38.7% in the same period of 2025.

From January to February 2026, a total of 312,369 new battery electric vehicles were registered, representing an 18.8% share of the EU market. The four largest EU markets, which together account for 61% of battery electric vehicle registrations, recorded mixed results: France (+38.5%) and Germany (+26.3%) achieved strong growth, while Belgium (-11%) and the Netherlands (-34.9%) experienced significant declines.

Year-to-date data for February 2026 also showed an increase in registrations of new hybrid electric vehicles in the EU to 643,898 units, driven by growth in Italy (+29.5%) and Spain (+13.4%), while Germany remained relatively stable (+1.1%). As the fourth large market, France recorded a decline of 3.9% compared to the first two months of 2025. Overall, hybrid electric models accounted for 38.7% of the total EU market.

Registrations of plug-in hybrid electric vehicles continued to show strong growth, reaching 162,751 units in the first two months of 2026. This was driven by increased volumes in key markets such as Italy (+116.1%), Spain (+71.5%) and Germany (+23.8%). As a result, new plug-in hybrid electric vehicles now account for 9.8% of EU registrations, compared to 7.4% in the same period last year.

Year-to-date registrations of petrol cars declined by 23.3% as of February 2026, with all major markets recording decreases. France recorded the steepest drop, with registrations down by 48.5%, followed by Germany (-22.8%), Spain (-20.8%) and Italy (-18.6%).

With 374,774 newly registered cars over the past two months, the market share of petrol vehicles fell to 22.5%, compared to 29% in the same period last year. The diesel car market continued its downward trend, with registrations declining by 17.7%, accounting for 8.1% of new car registrations from January to February.

In the long term, the European automotive industry continues to undergo a phase of transformation. Regulatory requirements, environmental awareness and technological innovation are shaping consumer preferences, while the market continues to face challenges ranging from energy prices to infrastructure availability.

AD PLASTIK GROUP WITH THE CONSOLIDATION OF THE CORRESPONDING OWNERSHIP PART IN THE AFFILIATED COMPANY

In order to provide a clearer insight into business operations, a comparable, abbreviated, consolidated profit and loss account of the AD Plastik Group for the first three months of 2025 and 2026 has been prepared, including the profit and loss account of the affiliated company Euro Auto Plastic Systems s.r.l., Mioveni, Romania, in which AD Plastik d.d. holds a 50 percent ownership interest.

Positions (In EUR 000)	1Q 2025	1Q 2026	Index
OPERATING REVENUE	55,484	56,083	101.1
OPERATING EXPENSES	51,260	50,463	98.4
Material costs	31,509	30,873	98.0
Staff costs	11,001	11,485	104.4
Amortization	3,334	3,709	111.2
Other costs	5,415	4,397	81.2
FINANCIAL REVENUE	1,024	105	10.3
FINANCIAL EXPENSES	422	347	82.3
TOTAL REVENUE	56,509	56,188	99.4
TOTAL EXPENSES	51,682	50,810	98.3
Profit before taxation	4,827	5,377	111.4
Profit tax	864	1,126	130.4
PROFIT OF THE PERIOD	3,963	4,251	107.3
EBITDA	7,559	9,328	123.4

Operating revenue of the AD Plastik Group with the consolidated corresponding share in the affiliated company amounted to EUR 56.08 million and increased by 1.1% compared to the comparative period. EBITDA calculated on the same basis amounted to EUR 9.33 million and increased by 23.4%.

ABBREVIATED P/L AND THE BALANCE SHEET OF THE AFFILIATED COMPANY EAPS

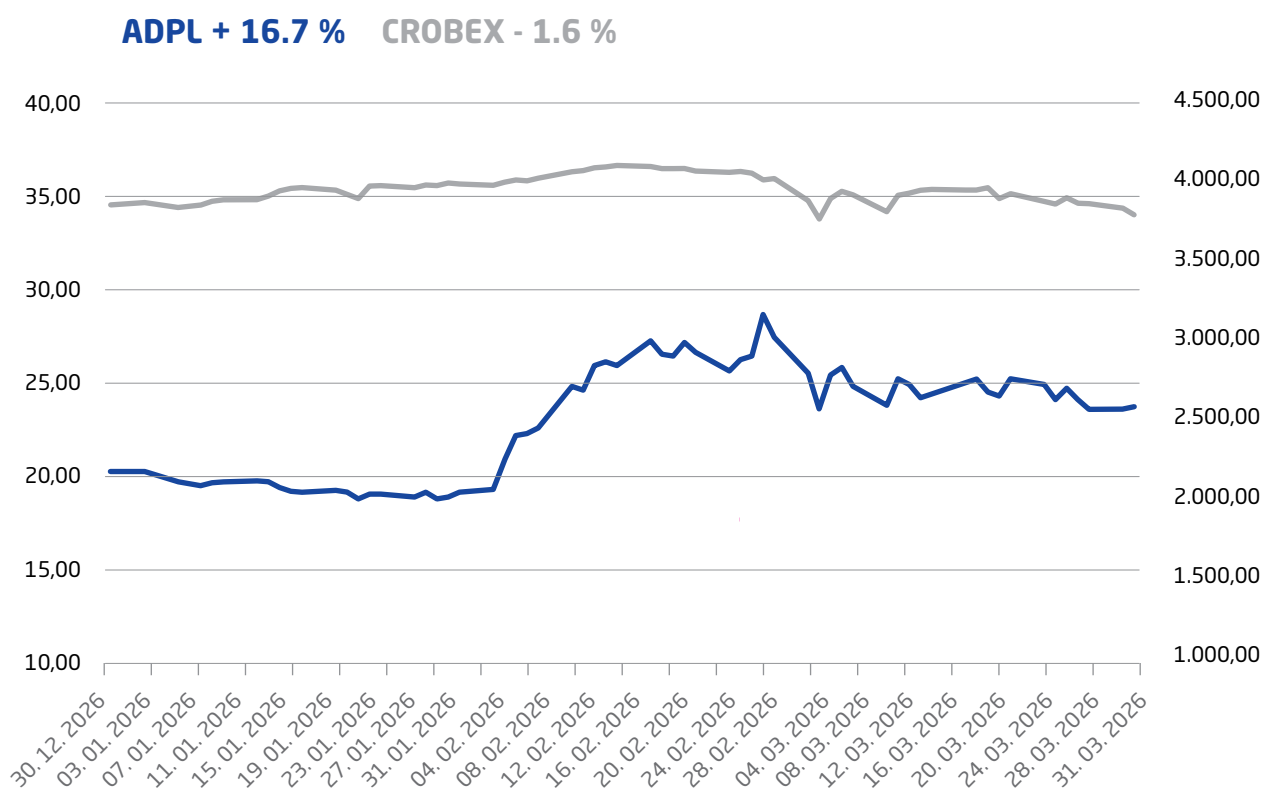
Positions (in EUR 000)	1Q 2025	1Q 2026	Index
Operating revenue	42,371	34,866	82.3
Operating expenses	37,021	29,631	80.0
Net financial result	-126	65	***
Profit before taxation	5,223	5,300	101.5
Profit tax	-844	-961	113.9
Profit of the period	4,379	4,339	99.1

Positions (in EUR 000)	31 Dec 2025	31 March 2026	Index
Noncurrent assets	16,562	19,434	117.3
Current assets	63,711	60,458	97.9
TOTAL ASSETS	80,273	79,892	102.0
Capital + provisions	32,763	34,345	124.4
Noncurrent liabilities and provisions	1,344	4,777	355.4
Current liabilities	46,166	40,770	79.6
TOTAL LIABILITIES	80,273	79,892	102.0

EAPS results have been included in the results of AD Plastik Group by the equity method. Operating revenue of EAPS in the observed period decreased by 17.7% compared to the same period last year, amounting to EUR 34.87 million, while operating expenses, as a result of cost optimisation, were reduced by 20%. As a result, profit before tax increased by 1.5% to EUR 5.30 million.

SHARE

The value of the ADPL share as of March 31, 2026 amounted to EUR 23.80, representing an increase of 16.7% compared to the end of 2025. The CROBEX index declined by 1.6% over the same period.

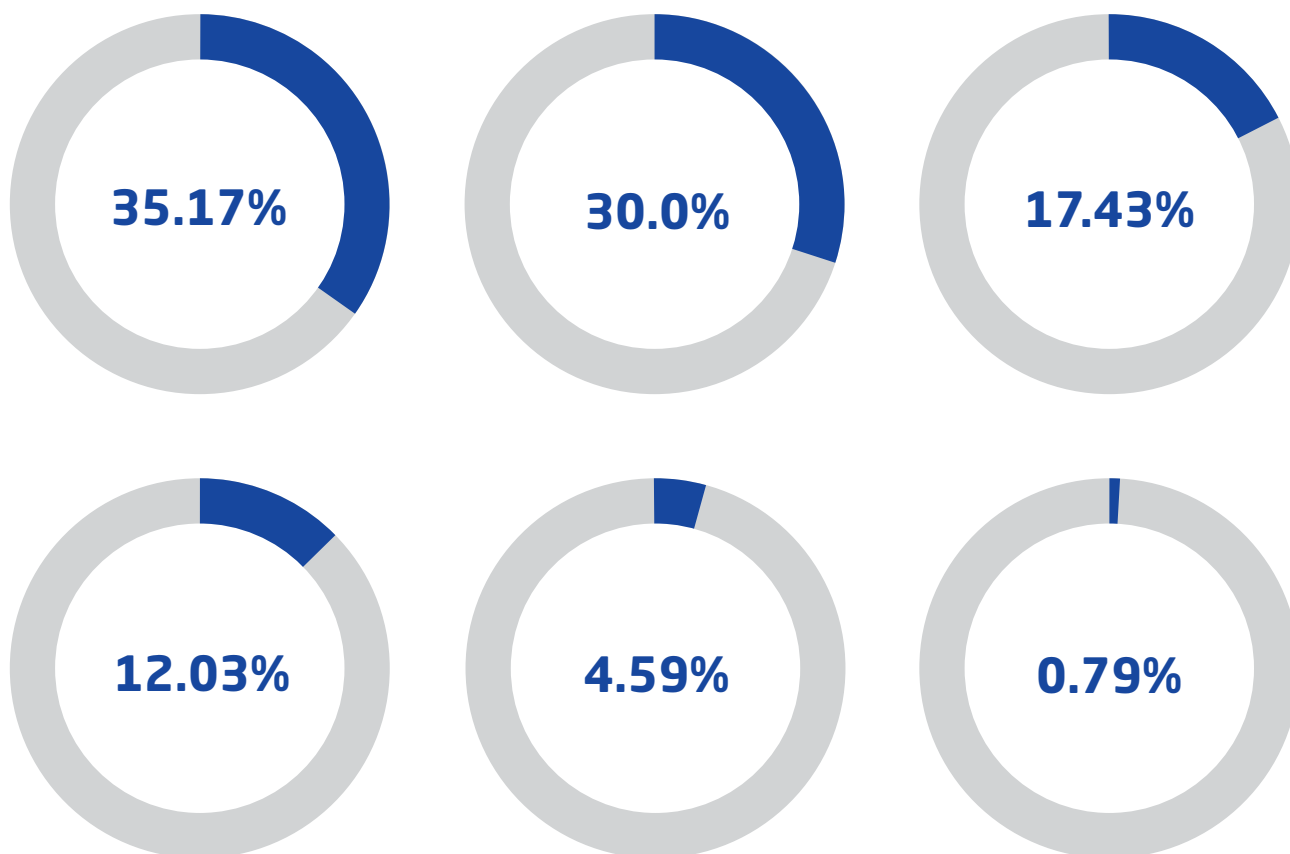


ADPL	2025	1Q 2026	Index
Final price (EUR)	20.4	23.8	116.7
Average price (EUR)	14.5	24.6	169.6
The highest price (EUR)	21.2	28.7	135.4
The lowest price (EUR)	8.5	19.0	222.9
Volume	889,541	492,623	55.4
Turnover (EUR)	12,882,645	12,098,130	93.9
Market capitalization (EUR)*	85,671,514	99,950,099	116.7
EPS (EUR)*	0.5	3.5	668.0

* In addition to the measures defined by International Financial Reporting Standards (IFRS), AD Plastik Group also uses alternative performance measures in its reports. An overview and definition of the measures used in this document are provided in Addendum 1.

SHARE

OWNERSHIP STRUCTURE AS OF MARCH 31, 2026



Small shareholders	35.17%
AO HAK	30.00%
Pension funds	17.43%
Management, employees and former employees	12.03%
Other institutional investors	4.59%
Treasury shares	0.79%

ADDENDUM 1: ALTERNATIVE PERFORMANCE MEASURES

In addition to the financial performance measures defined by International Financial Reporting Standards (IFRS), AD Plastik Group also uses certain alternative performance measures in its reports, considering them useful for business performance analysis for investors. Alternative performance measures show comparative periods so that the company's results can be compared over different periods.

EBITDA AND EBITDA MARGIN

EBITDA (Earnings before Interest, Taxes, Depreciation and Amortization) represents the operating profit (operating revenue minus operating expenses) increased by amortization of tangible and intangible assets. The company also presents an EBITDA margin that represents a percentage of EBITDA relative to operating revenue.

NET PROFIT MARGIN

It is calculated by the ratio of realized net profit and operating revenue. The company uses this measure to track its profitability relative to operating revenue.

NET DEBT AND NET DEBT IN RELATION TO EBITDA

Net debt represents the sum of short-term and long-term liabilities to banks and short-term and long-term loans to non-banking companies, minus cash and cash equivalents. AD Plastik Group uses the ratio of net debt to EBITDA as an indicator of

financial stability and the company's ability to repay its financial obligations. When calculating the indicators on a quarterly basis, the EBITDA realized in the last four quarters is taken into account.

AD Plastik Group (in EUR 000)	31 Dec 2025	31 March 2026
Noncurrent liabilities to banks	18,451	16,224
Current liabilities to banks	15,767	16,730
Cash	-7,777	-8,572
Net financial debt	26,442	24,382

AD Plastik d.d. (in EUR 000)	31 Dec 2025	31 March 2026
Noncurrent liabilities to banks	16,526	14,299
Current liabilities to banks	14,994	15,963
Cash	-5,497	-6,290
Net financial debt	26,023	23,972

ROE

This measure is used to monitor the realized return on equity. It is calculated on an annual and quarterly basis. When calculating the indicators on an annual basis, the ratio is the net profit of the current period and the average value of equity (the average value of equity at the end of the reporting period and equity at the beginning of the reporting period). At the quarterly level, it is calculated by the ratio of net profit for the last four quarters and the average value of equity (average value of equity at the end of the reporting period and equity at the end of the same period of the previous year).

CAPEX

Capital investments are indirect cash flow position and they are related to payments for tangible and intangible assets. This measure is used as an indicator of the use of funds to achieve future economic flows and ensure the distribution of funds in accordance with the Group's strategy.

INDEBTEDNESS RATIO

The indebtedness ratio is the ratio of total liabilities to total assets. This measure is used to monitor the company's financial risk in terms of growth of liabilities in relation to assets.

MARKET CAPITALIZATION

Market capitalization is the total market value of the company, and it is calculated as the product of the total number of shares and the last share price on the day of the reporting period.

	31 Dec 2025	31 March 2026
Last price in the period (EUR)	20.4	23.8
Number of shares (000)	4,200	4,200
Market capitalization (in EUR 000)	85,672	99,950


EPS AND P/E

These measures are used so that investors can analyze the value of the share. Earnings per share (EPS) are calculated by dividing net profit by the weighted average number of shares. The quarterly calculation uses the net profit realized in the last four quarters.

	31 Dec 2025	31 March 2026
Net profit (in EUR 000)	14,260	14,548
Average weighted number of shares (000)	4,167	4,167
EPS (EUR)	3.42	3.49

P/E	6.0	6.8
------------	------------	------------

P/E is the ratio of price to earnings per share (EPS). The price represents the share price on the last day of the reporting period, and in the quarterly calculation, net profit represents the realized profit in the last four quarters.





C

FINANCIAL STATEMENT OF AD PLASTIK GROUP

Issuer's general data	19
Balance sheet	20
Statement of profit or loss	24
Statement of cash flows (Indirect method)	28
Statement of changes in equity	30
Notes to financial statements - TFI	34

ISSUER'S GENERAL DATA

ANNEX 1

Reporting period:	January 1, 2026	to	March 31, 2026
Year:	2026	Quarter:	1.

QUARTERLY FINANCIAL STATEMENTS

Registration number (MB):	03440494	Issuer's home Member State code:	HR
Entity's registration number (MBS):	060007090		
Personal identification number (OIB):	48351740621	LEI:	549300NFX18SRZHNT751
Institution code:	382		
Name of the issuer:	AD PLASTIK d.d.		
Postcode and town:	21210	SOLIN	
Street and house number:	Matoševa 8		
E-mail address:	informacije@adplastik.hr		
Web address:	www.adplastik.hr		
Number of employees (end of the reporting period):	1775		
Consolidated report:	KD		<i>(KN-not consolidated/KD-consolidated)</i>
Audited:	RN		<i>(RN-not audited/RD-audited)</i>
Names of subsidiaries (according to IFRS):	Registered office:	MB:	
AD PLASTIK d.d.	Solin, Croatia	03440494	
AO AD PLASTIK TOGLIATTI	Samara, Russian Federation	1036300221935	
ZAO AD PLASTIK KALUGA	Kaluga, Ruska Federacija	1074710000320	
AD Plastik Tisza Kft.	Tiszaujvaros, Madarska	12800821-2932-133-05	
ADP d.o.o.	Mladenovac, Srbija	20787538	
AD PLASTIK d.o.o.	Novo Mesto, Slovenija	1214985000	
Bookkeeping firm:	No		<i>(Yes/No)</i>
Contact person:	Jurun Krešimir		<i>(only name and surname of the contact person)</i>
Telephone:	021/206-663		
E-mail address:	kresimir.jurun@adplastik.hr		
Audit firm:			<i>(name of the audit firm)</i>
Certified auditor:			<i>(name and surname)</i>

BALANCE SHEET

balance as of March 31, 2026, Submitter: AD PLASTIK d.d. (in EUR)

Item	ADP code	Last day of the preceding business year	At the reporting date of the current period
1	2	3	4
ACTIVE			
A) RECEIVABLES FOR SUBSCRIBED CAPITAL UNPAID	001	0	0
B) FIXED ASSETS (ADP 003+010+020+031+036)	002	123,766,029	123,470,386
I INTANGIBLE ASSETS (ADP 004 to 009)	003	10,533,884	10,016,843
1 Research and development	004	7,069,870	6,442,671
2 Concessions, patents, licences, trademarks, software and other rights	005	184,785	165,700
3 Goodwill	006	2,390,912	2,390,912
4 Advances for the purchase of intangible assets	007	0	0
5 Intangible assets in preparation	008	801,847	931,827
6 Other intangible assets	009	86,470	85,733
II TANGIBLE ASSETS (ADP 011 to 019)	010	94,273,258	94,464,701
1 Land	011	18,277,506	18,271,542
2 Buildings	012	34,145,287	33,791,729
3 Plant and equipment	013	27,526,061	25,694,020
4 Tools, working inventory and transportation assets	014	4,186,965	3,976,505
5 Biological assets	015	0	0
6 Advances for the purchase of tangible assets	016	67,893	136,453
7 Tangible assets in preparation	017	5,250,009	6,204,929
8 Other tangible assets	018	1,641,613	3,221,415
9 Investment property	019	3,177,924	3,168,108
III FIXED FINANCIAL ASSETS (ADP 021 to 030)	020	16,381,570	16,749,305
1 Investments in holdings (shares) of undertakings within the group	021	0	0
2 Investments in other securities of undertakings within the group	022	0	0
3 Loans, deposits, etc. to undertakings within the group	023	0	0
4. Investments in holdings (shares) of companies linked by virtue of participating interests	024	16,381,570	16,749,305
5 Investment in other securities of companies linked by virtue of participating interests	025	0	0
6 Loans, deposits etc. to companies linked by virtue of participating interests	026	0	0
7 Investments in securities	027	0	0
8 Loans, deposits, etc. given	028	0	0
9 Other investments accounted for using the equity method	029	0	0
10 Other fixed financial assets	030	0	0
IV RECEIVABLES (ADP 032 to 035)	031	0	0
1 Receivables from undertakings within the group	032	0	0
2 Receivables from companies linked by virtue of participating interests	033	0	0
3 Customer receivables	034	0	0
4 Other receivables	035	0	0
V DEFERRED TAX ASSETS	036	2,577,317	2,239,537

BALANCE SHEET

balance as of March 31, 2026, Submitter: AD PLASTIK d.d. (in EUR)

Item	ADP code	Last day of the preceding business year	At the reporting date of the current period
1	2	3	4
C) CURRENT ASSETS (ADP 038+046+053+063)	037	61,374,602	63,583,599
I INVENTORIES (ADP 039 to 045)	038	21,855,792	21,959,682
1 Raw materials and consumables	039	10,208,544	9,468,458
2 Work in progress	040	2,687,213	2,470,090
3 Finished goods	041	2,988,072	3,217,953
4 Merchandise	042	3,672,858	3,980,967
5 Advances for inventories	043	2,299,105	2,822,214
6 Fixed assets held for sale	044	0	0
7 Biological assets	045	0	0
II RECEIVABLES (ADP 047 to 052)	046	31,741,078	33,052,280
1 Receivables from undertakings within the group	047	0	0
2 Receivables from companies linked by virtue of participating interests	048	1,052,581	2,690,307
3 Customer receivables	049	25,743,058	26,135,052
4 Receivables from employees and members of the undertaking	050	22,484	30,554
5 Receivables from government and other institutions	051	4,687,556	3,844,807
6 Other receivables	052	235,399	351,560
III CURRENT FINANCIAL ASSETS (ADP 054 to 062)	053	860	0
1 Investments in holdings (shares) of undertakings within the group	054	0	0
2 Investments in other securities of undertakings within the group	055	0	0
3 Loans, deposits, etc. to undertakings within the group	056	0	0
4 Investments in holdings (shares) of companies linked by virtue of participating interests	057	0	0
5 Investment in other securities of companies linked by virtue of participating interests	058	0	0
6 Loans, deposits etc. to companies linked by virtue of participating interests	059	0	0
7 Investments in securities	060	0	0
8 Loans, deposits, etc. given	061	860	0
9 Other financial assets	062	0	0
IV CASH AT BANK AND IN HAND	063	7,776,872	8,571,637
D) PREPAID EXPENSES AND ACCRUED INCOME	064	1,208,450	1,160,203
E) TOTAL ASSETS (ADP 001+002+037+064)	065	186,349,081	188,214,188
F) OFF-BALANCE SHEET ITEMS	066	5,045,961	5,018,266

BALANCE SHEET

balance as of March 31, 2026, Submitter: AD PLASTIK d.d. (in EUR)

Item	ADP code	Last day of the preceding business year	At the reporting date of the current period
1	2	3	4
LIABILITIES			
A) CAPITAL AND RESERVES (AOP 068 do 070+076+077+084+087+090)	067	114,299,570	118,796,775
I INITIAL (SUBSCRIBED) CAPITAL	068	54,594,592	54,594,592
II CAPITAL RESERVES	069	25,888,373	25,888,373
III RESERVES FROM PROFIT (ADP 071+072-073+074+075)	070	8,725,091	8,725,091
1 Legal reserves	071	885,798	885,798
2 Reserves for treasury shares	072	747,348	747,348
3 Treasury shares and holdings (deductible item)	073	-747,348	-747,348
4 Statutory reserves	074	16,639	16,639
5 Other reserves	075	7,822,654	7,822,654
IV REVALUATION RESERVES	076	-2,323,594	-2,440,796
V FAIR VALUE RESERVES AND OTHER (AOP 078 do 083)	077	-7,949,855	-7,586,454
1 Financial assets at fair value through other comprehensive income (i.e. available for sale)	078	0	0
2 Cash flow hedge - effective portion	079	0	0
3 Hedge of a net investment in a foreign operation - effective portion	080	0	0
4 Other fair value reserves	081	0	0
5 Exchange differences arising from the translation of foreign operations (consolidation)	082	-7,949,855	-7,586,454
6 Exchange rate differences from translation into the presentation currency	083	0	0
VI RETAINED PROFIT OR LOSS BROUGHT FORWARD (AOP 084-085)	084	21,105,460	35,364,963
1 Retained profit	085	21,105,460	35,364,963
2 Loss brought forward	086	0	0
VII PROFIT OR LOSS FOR THE BUSINESS YEAR (AOP 088-089)	087	14,259,503	4,251,006
1 Profit for the business year	088	14,259,503	4,251,006
2 Loss for the business year	089	0	0
VIII MINORITY (NON-CONTROLLING) INTEREST	090	0	0
B) PROVISIONS (ADP 091 to 096)	091	450,159	450,016
1 Provisions for pensions, termination benefits and similar obligations	092	317,999	317,865
2 Provisions for tax liabilities	093	0	0
3 Provisions for ongoing legal cases	094	0	0
4 Provisions for renewal of natural resources	095	0	0
5 Provisions for warranty obligations	096	0	0
6 Other provisions	097	132,160	132,151

BALANCE SHEET

balance as of March 31, 2026, Submitter: AD PLASTIK d.d. (in EUR)

Item	ADP code	Last day of the preceding business year	At the reporting date of the current period
1	2	3	4
C) LONG-TERM LIABILITIES (ADP 098 to 108)	098	20,271,250	19,288,143
1 Liabilities to undertakings within the group	099	0	0
2 Liabilities for loans, deposits, etc. of undertakings within the group	100	0	0
3 Liabilities to companies linked by virtue of participating interests	101	0	0
4 Liabilities for loans, deposits etc. of companies linked by virtue of participating interests	102	0	0
5 Liabilities for loans, deposits etc.	103	0	0
6 Liabilities to banks and other financial institutions	104	18,451,131	16,224,208
7 Liabilities for advance payments	105	0	0
8 Liabilities to suppliers	106	0	0
9 Liabilities for securities	107	0	0
10 Other long-term liabilities	108	880,585	2,587,805
11 Deferred tax liability	109	939,534	476,130
D) SHORT-TERM LIABILITIES (ADP 110 to 123)	110	49,705,574	49,269,830
1 Liabilities to undertakings within the group	111	0	0
2 Liabilities for loans, deposits, etc. of undertakings within the group	112	0	0
3 Liabilities to companies linked by virtue of participating interests	113	10,343	13,296
4 Liabilities for loans, deposits etc. of companies linked by virtue of participating interests	114	0	0
5 Liabilities for loans, deposits etc.	115	0	0
6 Liabilities to banks and other financial institutions	116	15,767,256	16,729,702
7 Liabilities for advance payments	117	9,015,249	8,937,762
8 Liabilities to suppliers	118	17,315,515	16,376,612
9 Liabilities for securities	119	0	0
10 Liabilities to employees	120	2,126,602	2,255,420
11 Taxes, contributions and similar liabilities	121	2,601,171	2,117,115
12 Liabilities arising from the share in the result	122	22,349	22,349
13 Liabilities arising from fixed assets held for sale	123	0	0
14 Other short-term liabilities	124	2,847,089	2,817,574
E) ACCRUALS AND DEFERRED INCOME	125	1,622,528	409,424
F) TOTAL - LIABILITIES (AOP 067+091+098+110+125)	126	186,349,081	188,214,188
G) OFF-BALANCE SHEET ITEMS	127	5,045,961	5,018,266

STATEMENT OF PROFIT OR LOSS

for the period January 1, 2026 to March 31, 2026, Submitter: AD PLASTIK d.d. (in EUR)

Item 1	ADP code 2	Same period of the previous year		Current period	
		Cumulative 3	Quarter 4	Cumulative 5	Quarter 6
I OPERATING INCOME (ADP 002 to 006)	001	35,211,292	35,211,292	39,535,693	39,535,693
1 Income from sales with undertakings within the group	002	0	0	0	0
2 Income from sales	003	34,613,639	34,613,639	39,075,180	39,075,180
3 Income from the use of own products, goods and services	004	7,018	7,018	55,851	55,851
4 Other operating income with undertakings within the group	005	0	0	0	0
5 Other operating income (outside the group)	006	590,635	590,635	404,662	404,662
II OPERATING EXPENSES (ADP 008+009+013+017+018+019+022+029)	007	33,661,043	33,661,043	36,533,980	36,533,980
1 Changes in inventories of work in progress and finished goods	008	279,063	279,063	-28,207	-28,207
2 Material costs (ADP 010 to 012)	009	20,654,814	20,654,814	22,002,543	22,002,543
a) Costs of raw materials and consumables	010	16,569,739	16,569,739	17,188,809	17,188,809
b) Costs of goods sold	011	1,636,205	1,636,205	2,041,124	2,041,124
c) Other external costs	012	2,448,870	2,448,870	2,772,610	2,772,610
3 Staff costs (ADP 014 to 016)	013	8,144,280	8,144,280	9,109,544	9,109,544
a) Net salaries and wages	014	5,870,281	5,870,281	5,708,327	5,708,327
b) Tax and contributions from salary costs	015	1,408,223	1,408,223	2,076,566	2,076,566
c) Contributions on salaries	016	865,776	865,776	1,324,651	1,324,651
4 Depreciation	017	2,844,310	2,844,310	3,157,745	3,157,745
5 Other costs	018	1,640,630	1,640,630	2,102,897	2,102,897
6 Value adjustments (ADP 020+021)	019	0	0	0	0
a) fixed assets other than financial assets	020	0	0	0	0
b) current assets other than financial assets	021	0	0	0	0
7 Provisions (ADP 023 to 028)	022	0	0	29	29
a) Provisions for pensions, termination benefits and similar obligations	023	0	0	0	0
b) Provisions for tax liabilities	024	0	0	0	0
c) Provisions for ongoing legal cases	025	0	0	0	0
d) Provisions for renewal of natural resources	026	0	0	0	0
e) Provisions for warranty obligations	027	0	0	0	0
f) Other provisions	028	0	0	29	29
8 Other operating expenses	029	97,946	97,946	189,429	189,429

STATEMENT OF PROFIT OR LOSS

for the period January 1, 2026 to March 31, 2026, Submitter: AD PLASTIK d.d. (in EUR)

Item 1	ADP code 2	Same period of the previous year		Current period	
		Cumulative 3	Quarter 4	Cumulative 5	Quarter 6
III FINANCIAL INCOME (ADP 031 to 040)	030	1,024,444	1,024,444	72,557	72,557
1 Income from investments in holdings (shares) of undertakings within the group	031	0	0	0	0
2 Income from investments in holdings (shares) of companies linked by virtue of participating interests	032	0	0	0	0
3 Income from other long-term financial investment and loans granted to undertakings within the group	033	0	0	0	0
4 Other interest income from operations with undertakings within the group	034	0	0	0	0
5 Exchange rate differences and other financial income from operations with undertakings within the group	035	761,244	761,244	0	0
6 Income from other long-term financial investments and loans	036	0	0	0	0
7 Other interest income	037	50,834	50,834	72,501	72,501
8 Exchange rate differences and other financial income	038	212,366	212,366	0	0
9 Unrealised gains (income) from financial assets	039	0	0	0	0
10 Other financial income	040	0	0	56	56
IV FINANCIAL EXPENSES (ADP 042 to 048)	041	358,997	358,997	347,141	347,141
1 Interest expenses and similar expenses with undertakings within the group	042	0	0	0	0
2 Exchange rate differences and other expenses from operations with undertakings within the group	043	0	0	44,095	44,095
3 Interest expenses and similar expenses	044	358,997	358,997	243,003	243,003
4 Exchange rate differences and other expenses	045	0	0	60,043	60,043
5 Unrealised losses (expenses) from financial assets	046	0	0	0	0
6 Value adjustments of financial assets (net)	047	0	0	0	0
7 Other financial expenses	048	0	0	0	0
V SHARE IN PROFIT FROM UNDERTAKINGS LINKED BY VIRTUE OF PARTICIPATING INTERESTS	049	2,189,527	2,189,527	2,169,721	2,169,721
VI SHARE IN PROFIT FROM JOINT VENTURES	050	0	0	0	0
VII SHARE IN LOSS OF COMPANIES LINKED BY VIRTUE OF PARTICIPATING INTEREST	051	0	0	0	0
VIII SHARE IN LOSS OF JOINT VENTURES	052	0	0	0	0
IX TOTAL INCOME (ADP 001+030+049 +050)	053	38,425,263	38,425,263	41,777,971	41,777,971
X TOTAL EXPENDITURE (ADP 007+041+051 + 052)	054	34,020,040	34,020,040	36,881,121	36,881,121

STATEMENT OF PROFIT OR LOSS

for the period January 1, 2026 to March 31, 2026, Submitter: AD PLASTIK d.d. (in EUR)

Item 1	ADP code 2	Same period of the previous year		Current period	
		Cumulative 3	Quarter 4	Cumulative 5	Quarter 6
XI PRE-TAX PROFIT OR LOSS (ADP 053-054)	055	4,405,223	4,405,223	4,896,850	4,896,850
1 Pre-tax profit (ADP 053-054)	056	4,405,223	4,405,223	4,896,850	4,896,850
2 Pre-tax loss (ADP 054-053)	057	0	0	0	0
XII INCOME TAX	058	441,845	441,845	645,844	645,844
XIII PROFIT OR LOSS FOR THE PERIOD (ADP 055-059)	059	3,963,378	3,963,378	4,251,006	4,251,006
1 Profit for the period (ADP 055-059)	060	3,963,378	3,963,378	4,251,006	4,251,006
2 Loss for the period (ADP 059-055)	061	0	0	0	0
DISCONTINUED OPERATIONS (to be filled in by undertakings subject to IFRS only with discontinued operations)					
XIV PRE-TAX PROFIT OR LOSS OF DISCONTINUED OPERATIONS (ADP 063-064)	062	0	0	0	0
1 Pre-tax profit from discontinued operations	063	0	0	0	0
2 Pre-tax loss on discontinued operations	064	0	0	0	0
XV INCOME TAX OF DISCONTINUED OPERATIONS	065	0	0	0	0
1 Discontinued operations profit for the period (ADP 062-065)	066	0	0	0	0
2 Discontinued operations loss for the period (ADP 065-062)	067	0	0	0	0
TOTAL OPERATIONS (to be filled in only by undertakings subject to IFRS with discontinued operations)					
XVI PRE-TAX PROFIT OR LOSS (ADP 055-+062)	068	0	0	0	0
1 Pre-tax profit (ADP 068)	069	0	0	0	0
2 Pre-tax loss (ADP 068)	070	0	0	0	0
XVII INCOME TAX (ADP 058+065)	071	0	0	0	0
XVIII PROFIT OR LOSS FOR THE PERIOD (ADP 068-071)	072	0	0	0	0
1 Profit for the period (ADP 068-071)	073	0	0	0	0
2 Loss for the period (ADP 071-068)	074	0	0	0	0
APPENDIX to the P&L (to be filled in by undertakings that draw up consolidated annual financial statements)					
XIX PROFIT OR LOSS FOR THE PERIOD (ADP 076+077)	075	3,963,378	3,963,378	4,251,006	4,251,006
1 Attributable to owners of the parent	076	3,963,378	3,963,378	4,251,006	4,251,006
2 Attributable to minority (non-controlling) interest	077	0	0	0	0
STATEMENT OF OTHER COMPREHENSIVE INCOME (to be filled in by undertakings subject to IFRS)					
I PROFIT OR LOSS FOR THE PERIOD	078	3,963,378	3,963,378	4,251,006	4,251,006
II OTHER COMPREHENSIVE INCOME/LOSS BEFORE TAX (ADP 80+ 87)	079	2,206,528	2,206,528	246,199	246,199

STATEMENT OF PROFIT OR LOSS

for the period January 1, 2026 to March 31, 2026, Submitter: AD PLASTIK d.d. (in EUR)

Item 1	ADP code 2	Same period of the previous year		Current period	
		Cumulative 3	Quarter 4	Cumulative 5	Quarter 6
III Items that will not be reclassified to profit or loss (ADP 081 to 085)	080	0	0	0	0
1 Changes in revaluation reserves of fixed tangible and intangible assets	081	0	0	0	0
2 Gains or losses from subsequent measurement of equity instruments at fair value through other comprehensive income	082	0	0	0	0
3 Fair value changes of financial liabilities at fair value through statement of profit or loss, attributable to changes in their credit risk	083	0	0	0	0
4 Actuarial gains/losses on the defined benefit obligation	084	0	0	0	0
5 Other items that will not be reclassified	085	0	0	0	0
6 Income tax relating to items that will not be reclassified	086	0	0	0	0
IV Items that may be reclassified to profit or loss (ADP 088 to 096)	087	2,206,528	2,206,528	246,199	246,199
1 Exchange rate differences from translation of foreign operations	088	2,206,528	2,206,528	246,199	246,199
2 Exchange rate differences from translation into the presentation currency	089	0	0	0	0
3 Gains or losses from subsequent measurement of debt securities at fair value through other comprehensive income	090	0	0	0	0
4 Profit or loss arising from effective cash flow hedging	091	0	0	0	0
5 Profit or loss arising from effective hedge of a net investment in a foreign operation	092	0	0	0	0
6 Share in other comprehensive income/loss of companies linked by virtue of participating interests	093	0	0	0	0
7 Changes in fair value of the time value of option	094	0	0	0	0
8 Changes in fair value of forward elements of forward contracts	095	0	0	0	0
9 Other items that may be reclassified to profit or loss	096	0	0	0	0
10 Income tax relating to items that may be reclassified to profit or loss	097	0	0	0	0
V NET OTHER COMPREHENSIVE INCOME OR LOSS (ADP 080+087 - 086 - 097)	098	2,206,528	2,206,528	246,199	246,199
VI COMPREHENSIVE INCOME OR LOSS FOR THE PERIOD (ADP 078+098)	099	6,169,906	6,169,906	4,497,205	4,497,205
APPENDIX to the Statement on comprehensive income (to be filled in by undertakings that draw up consolidated statements)					
VI COMPREHENSIVE INCOME OR LOSS FOR THE PERIOD (ADP 100+101)	100	6,169,906	6,169,906	4,497,205	4,497,205
1 Attributable to owners of the parent	101	6,169,906	6,169,906	4,497,205	4,497,205
2 Attributable to minority (non-controlling) interest	102	0	0	0	0

STATEMENT OF CASH FLOWS

(INDIRECT METHOD)

for the period January 1, 2026 to March 31, 2026, Submitter: AD PLASTIK d.d. (in EUR)

Item	ADP code	Same period of the previous year	Current period
1	2	3	4
CASH FLOW FROM OPERATING ACTIVITIES			
1 Pre-tax profit	001	4,405,223	4,896,850
2 Adjustments (ADP 003 to 010):	002	-229,045	1,168,457
a) Depreciation	003	2,844,310	3,157,745
b) Gains and losses from sale and value adjustment of fixed tangible and intangible assets	004	-419,037	0
c) Gains and losses from sale and unrealised gains and losses and value adjustment of financial assets	005	0	0
d) Interest and dividend income	006	-50,834	-72,501
e) Interest expenses	007	358,997	243,003
f) Provisions	008	-66,870	0
g) Exchange rate differences (unrealised)	009	-706,085	9,932
h) Other adjustments for non-cash transactions and unrealised gains and losses	010	-2,189,526	-2,169,722
I Cash flow increase or decrease before changes in working capital (ADP 001+002)	011	4,176,178	6,065,307
3 Changes in the working capital (ADP 013 to 016)	012	-3,243,398	-1,878,809
a) Increase or decrease in short-term liabilities	013	-2,879,045	-2,553,713
b) Increase or decrease in short-term receivables	014	-1,377,747	730,544
c) Increase or decrease in inventories	015	802,958	-103,889
d) Other increase or decrease in working capital	016	210,436	48,249
II Cash from operations (ADP 011+012)	017	932,780	4,186,498
4 Interest paid	018	-392,526	-239,550
5 Income tax paid	019	-53,828	-445,161
A) NET CASH FLOW FROM OPERATING ACTIVITIES (ADP 017 to 019)	020	486,426	3,501,787
CASH FLOW FROM INVESTMENT ACTIVITIES			
1 Cash receipts from sales of fixed tangible and intangible assets	021	0	0
2 Cash receipts from sales of financial instruments	022	0	0
3 Interest received	023	52,557	43,601
4 Dividends received	024	1,732,996	0
5 Cash receipts from repayment of loans and deposits	025	0	0
6 Other cash receipts from investment activities	026	0	0

STATEMENT OF CASH FLOWS

(INDIRECT METHOD)

for the period January 1, 2026 to March 31, 2026, Submitter: AD PLASTIK d.d. (in EUR)

Item	ADP code	Same period of the previous year	Current period
1	2	3	4
III Total cash receipts from investment activities (ADP 021 to 026)	027	1,785,553	43,601
1 Cash payments for the purchase of fixed tangible and intangible assets	028	-765,726	-1,161,288
2 Cash payments for the acquisition of financial instruments	029	0	0
3 Cash payments for loans and deposits for the period	030	0	0
4 Acquisition of a subsidiary, net of cash acquired	031	0	0
5 Other cash payments from investment activities	032	0	0
IV Total cash payments from investment activities (ADP 028 to 032)	033	-765,726	-1,161,288
B) NET CASH FLOW FROM INVESTMENT ACTIVITIES (ADP 027 +033)	034	1,019,827	-1,117,687
CASH FLOW FROM FINANCING ACTIVITIES			
1 Cash receipts from the increase in initial (subscribed) capital	035	0	0
2 Cash receipts from the issue of equity financial instruments and debt financial instruments	036	0	0
3 Cash receipts from credit principals, loans and other borrowings	037	2,200,000	7,417,288
4 Other cash receipts from financing activities	038	0	0
V Total cash receipts from financing activities (ADP 035 to 038)	039	2,200,000	7,417,288
1 Cash payments for the repayment of credit principals, loans and other borrowings and debt financial instruments	040	-4,734,153	-8,684,981
2 Cash payments for dividends	041	0	0
3 Cash payments for finance lease	042	-278,972	-314,514
4 Cash payments for the redemption of treasury shares and decrease in initial (subscribed) capital	043	0	0
5 Other cash payments from financing activities	044	0	0
VI Total cash payments from financing activities (ADP 040 to 044)	045	-5,013,125	-8,999,495
C) NET CASH FLOW FROM FINANCING ACTIVITIES (ADP 039 +045)	046	-2,813,125	-1,582,207
1 Unrealised exchange rate differences in respect of cash and cash equivalents	047	16,320	-7,128
D) NET INCREASE OR DECREASE IN CASH FLOWS (ADP 020+034+046+047)	048	-1,290,552	794,765
E) CASH AND CASH EQUIVALENTS AT THE BEGINNING OF THE PERIOD	049	3,043,875	7,776,872
F) CASH AND CASH EQUIVALENTS AT THE END OF THE PERIOD (ADP 048+049)	050	1,753,323	8,571,637

STATEMENT OF CHANGES IN EQUITY

for the period January 1, 2026 to March 31, 2026, Submitter: AD PLASTIK d.d. (in EUR)

Item	ADP code	Attributable to owners of the parent																	Minority (non-controlling) interest	Total capital and reserves
		Initial (subscribed) capital	Capital reserves	Legal reserves	Reserves for treasury shares	Treasury shares and holdings (deductible item)	Statutory reserves	Other reserves	Revaluation reserves	Fair value of financial assets through other comprehensive income (available for sale)	Cash flow hedge - effective portion	Hedge of a net investment in a foreign operation - effective portion	Other fair value reserves	Exchange rate differences from translation of foreign operations	Exchange rate differences from translation into the presentation currency	Retained profit / loss brought forward	Profit/loss for the business year	Total attributable to owners of the parent		
1	2	3	4	5	6	7	8	9	10	11	12	13	14	15	16	17	18	19 (3 to 6 - 7 + 8 to 17)	20	21 (18+19)
Previous period																				
1 Balance on the first day of the previous business year	01	54,594,592	25,893,236	885,798	793,595	793,595	16,639	9,109,602	-4,060,866	0	0	0	0	-7,725,738	0	18,062,299	2,131,791	98,907,353	0	98,907,353
2 Changes in accounting policies	02	0	0	0	0	0	0	0	0	0	0	0	0	0	0	0	0	0	0	0
3 Correction of errors	03	0	0	0	0	0	0	0	0	0	0	0	0	0	0	0	0	0	0	0
4 Balance on the first day of the previous business year (restated) (ADP 01 to 03)	04	54,594,592	25,893,236	885,798	793,595	793,595	16,639	9,109,602	-4,060,866	0	0	0	0	-7,725,738	0	18,062,299	2,131,791	98,907,353	0	98,907,353
5 Profit/loss of the period	05	0	0	0	0	0	0	0	0	0	0	0	0	0	0	0	3,963,378	3,963,378	0	3,963,378
6 Exchange rate differences from translation of foreign operations	06	0	0	0	0	0	0	0	0	0	0	0	0	723,993	0	0	0	723,993	0	723,993
7 Changes in revaluation reserves of fixed tangible and intangible assets	07	0	0	0	0	0	0	0	0	0	0	0	0	0	0	0	0	0	0	0
8 Gains or losses from subsequent measurement of financial assets at fair value through other comprehensive income (available for sale)	08	0	0	0	0	0	0	0	0	0	0	0	0	0	0	0	0	0	0	0
9 Profit or loss arising from effective cash flow hedge	09	0	0	0	0	0	0	0	0	0	0	0	0	0	0	0	0	0	0	0
10 Profit or loss arising from effective hedge of a net investment in a foreign operation	10	0	0	0	0	0	0	0	0	0	0	0	0	0	0	0	0	0	0	0
11 Share in other comprehensive income/ loss of companies linked by virtue of participating interests	11	0	0	0	0	0	0	0	0	0	0	0	0	0	0	0	0	0	0	0
12 Actuarial gains/losses on the defined benefit obligation	12	0	0	0	0	0	0	0	0	0	0	0	0	0	0	0	0	0	0	0
13 Other changes in equity unrelated to owners	13	0	0	0	0	0	0	0	1,807,969	0	0	0	0	0	0	0	0	1,807,969	0	1,807,969
14 Tax on transactions recognised directly in equity	14	0	0	0	0	0	0	0	-325,434	0	0	0	0	0	0	0	0	-325,434	0	-325,434

STATEMENT OF CHANGES IN EQUITY

for the period January 1, 2026 to March 31, 2026, Submitter: AD PLASTIK d.d. (in EUR)

Item	ADP code	Attributable to owners of the parent																Minority (non-controlling) interest	Total capital and reserves	
		Initial (subscribed) capital	Capital reserves	Legal reserves	Reserves for treasury shares	Treasury shares and holdings (deductible item)	Statutory reserves	Other reserves	Revaluation reserves	Fair value of financial assets through other comprehensive income (available for sale)	Cash flow hedge - effective portion	Hedge of a net investment in a foreign operation - effective portion	Other fair value reserves	Exchange rate differences from translation of foreign operations	Exchange rate differences from translation into the presentation currency	Retained profit / loss brought forward	Profit/loss for the business year			Total attributable to owners of the parent
1	2	3	4	5	6	7	8	9	10	11	12	13	14	15	16	17	18	19 ^(3 to 6 - 7 + 8 to 17)	20	21 (18+19)
15 Decrease in initial (subscribed) capital (other than arising from the pre-bankruptcy settlement procedure or from the reinvestment of profit)	15	0	0	0	0	0	0	0	0	0	0	0	0	0	0	0	0	0	0	0
16 Decrease in initial (subscribed) capital arising from the pre-bankruptcy settlement procedure	16	0	0	0	0	0	0	0	0	0	0	0	0	0	0	0	0	0	0	0
17 Decrease in initial (subscribed) capital arising from the reinvestment of profit	17	0	0	0	0	0	0	0	0	0	0	0	0	0	0	0	0	0	0	0
18 Redemption of treasury shares/holdings	18	0	0	0	0	0	0	0	0	0	0	0	0	0	0	0	0	0	0	0
19 Payments from members/shareholders	19	0	0	0	0	0	0	0	0	0	0	0	0	0	0	0	0	0	0	0
20 Payment of share in profit/dividend	20	0	0	0	0	0	0	0	0	0	0	0	0	0	0	0	0	0	0	0
21 Other distributions and payments to members/shareholders	21	0	0	0	0	0	0	0	128,469	0	0	0	0	0	0	-127,425	0	1,044	0	1,044
22 Transfer to reserves according to the annual schedule	22	0	0	0	0	0	0	0	0	0	0	0	0	0	0	2,131,791	-2,131,791	0	0	0
23 Increase in reserves arising from the pre-bankruptcy settlement procedure	23	0	0	0	0	0	0	0	0	0	0	0	0	0	0	0	0	0	0	0
24 Balance on the last day of the previous business year reporting period (ADP 04 to 23)	24	54,594,592	25,893,236	885,798	793,595	793,595	16,639	9,109,602	-2,449,862	0	0	0	0	-7,001,745	0	20,066,665	3,963,378	105,078,303	0	105,078,303
APPENDIX TO THE STATEMENT OF CHANGES IN EQUITY (to be filled in by undertakings that draw up financial statements in accordance with the IFRS)																				
I OTHER COMPREHENSIVE INCOME OF THE PREVIOUS PERIOD, NET OF TAX (ADP 06 to 14)	25	0	0	0	0	0	0	0	1,482,535	0	0	0	0	723,993	0	0	0	2,206,528	0	2,206,528
II COMPREHENSIVE INCOME OR LOSS FOR THE PREVIOUS PERIOD (ADP 05+25)	26	0	0	0	0	0	0	0	1,482,535	0	0	0	0	723,993	0	0	3,963,378	6,169,906	0	6,169,906
III TRANSACTIONS WITH OWNERS IN THE PREVIOUS PERIOD RECOGNISED DIRECTLY IN EQUITY (ADP 15 to 23)	27	0	0	0	0	0	0	0	128,469	0	0	0	0	0	0	2,004,366	-2,131,791	1,044	0	1,044

STATEMENT OF CHANGES IN EQUITY

for the period January 1, 2026 to March 31, 2026, Submitter: AD PLASTIK d.d. (in EUR)

Item	ADP code	Attributable to owners of the parent																Minority (non-controlling) interest	Total capital and reserves	
		Initial (subscribed) capital	Capital reserves	Legal reserves	Reserves for treasury shares	Treasury shares and holdings (deductible item)	Statutory reserves	Other reserves	Revaluation reserves	Fair value of financial assets through other comprehensive income (available for sale)	Cash flow hedge - effective portion	Hedge of a net investment in a foreign operation - effective portion	Other fair value reserves	Exchange rate differences from translation of foreign operations	Exchange rate differences from translation into the presentation currency	Retained profit / loss brought forward	Profit/loss for the business year			Total attributable to owners of the parent
1	2	3	4	5	6	7	8	9	10	11	12	13	14	15	16	17	18	19 (3 to 6 - 7 + 8 to 17)	20	21 (18+19)
Current period																				
1 Balance on the first day of the current business year	28	54,594,592	25,888,373	885,798	747,348	747,348	16,639	7,822,654	-2,323,594	0	0	0	0	-7,949,855	0	21,105,460	14,259,503	114,299,570	0	114,299,570
2 Changes in accounting policies	29	0	0	0	0	0	0	0	0	0	0	0	0	0	0	0	0	0	0	0
3 Correction of errors	30	0	0	0	0	0	0	0	0	0	0	0	0	0	0	0	0	0	0	0
4 Balance on the first day of the current business year (restated) (AOP 28 to 30)	31	54,594,592	25,888,373	885,798	747,348	747,348	16,639	7,822,654	-2,323,594	0	0	0	0	-7,949,855	0	21,105,460	14,259,503	114,299,570	0	114,299,570
5 Profit/loss of the period	32	0	0	0	0	0	0	0	0	0	0	0	0	0	0	0	4,251,006	4,251,006	0	4,251,006
6 Exchange rate differences from translation of foreign operations	33	0	0	0	0	0	0	0	0	0	0	0	0	363,401	0	0	0	363,401	0	363,401
7 Changes in revaluation reserves of fixed tangible and intangible assets	34	0	0	0	0	0	0	0	0	0	0	0	0	0	0	0	0	0	0	0
8 Gains or losses from subsequent measurement of financial assets at fair value through other comprehensive income (available for sale)	35	0	0	0	0	0	0	0	0	0	0	0	0	0	0	0	0	0	0	0
9 Profit or loss arising from effective cash flow hedge	36	0	0	0	0	0	0	0	0	0	0	0	0	0	0	0	0	0	0	0
10 Profit or loss arising from effective hedge of a net investment in a foreign operation	37	0	0	0	0	0	0	0	0	0	0	0	0	0	0	0	0	0	0	0
11 Share in other comprehensive income/ loss of companies linked by virtue of participating interests	38	0	0	0	0	0	0	0	0	0	0	0	0	0	0	0	0	0	0	0
12 Actuarial gains/losses on the defined benefit obligation	39	0	0	0	0	0	0	0	0	0	0	0	0	0	0	0	0	0	0	0
13 Other changes in equity unrelated to owners	40	0	0	0	0	0	0	0	-142,929	0	0	0	0	0	0	0	0	-142,929	0	-142,929
14 Tax on transactions recognised directly in equity	41	0	0	0	0	0	0	0	25,727	0	0	0	0	0	0	0	0	25,727	0	25,727

STATEMENT OF CHANGES IN EQUITY

for the period January 1, 2026 to March 31, 2026, Submitter: AD PLASTIK d.d. (in EUR)

Item	ADP code	Attributable to owners of the parent																Minority (non-controlling) interest	Total capital and reserves	
		Initial (subscribed) capital	Capital reserves	Legal reserves	Reserves for treasury shares	Treasury shares and holdings (deductible item)	Statutory reserves	Other reserves	Revaluation reserves	Fair value of financial assets through other comprehensive income (available for sale)	Cash flow hedge - effective portion	Hedge of a net investment in a foreign operation - effective portion	Other fair value reserves	Exchange rate differences from translation of foreign operations	Exchange rate differences from translation into the presentation currency	Retained profit / loss brought forward	Profit/loss for the business year			Total attributable to owners of the parent
1	2	3	4	5	6	7	8	9	10	11	12	13	14	15	16	17	18	19 ^(3 to 6 - 7 + 8 to 17)	20	21 (18+19)
15 Decrease in initial (subscribed) capital (other than arising from the pre-bankruptcy settlement procedure or from the reinvestment of profit)	42	0	0	0	0	0	0	0	0	0	0	0	0	0	0	0	0	0	0	0
16 Decrease in initial (subscribed) capital arising from the pre-bankruptcy settlement procedure	43	0	0	0	0	0	0	0	0	0	0	0	0	0	0	0	0	0	0	0
17 Decrease in initial (subscribed) capital arising from the reinvestment of profit	44	0	0	0	0	0	0	0	0	0	0	0	0	0	0	0	0	0	0	0
18 Redemption of treasury shares/holdings	45	0	0	0	0	0	0	0	0	0	0	0	0	0	0	0	0	0	0	0
19 Payments from members/shareholders	46	0	0	0	0	0	0	0	0	0	0	0	0	0	0	0	0	0	0	0
20 Payment of share in profit/dividend	47	0	0	0	0	0	0	0	0	0	0	0	0	0	0	0	0	0	0	0
21 Other distributions and payments to members/shareholders	48	0	0	0	0	0	0	0	0	0	0	0	0	0	0	0	0	0	0	0
22 Carryforward per annual plane	49	0	0	0	0	0	0	0	0	0	0	0	0	0	0	14,259,503	-14,259,503	0	0	0
23 Increase in reserves arising from the pre-bankruptcy settlement procedure	50	0	0	0	0	0	0	0	0	0	0	0	0	0	0	0	0	0	0	0
24 Balance on the last day of the current business year reporting period (ADP 31 to 50)	51	54,594,592	25,888,373	885,798	747,348	747,348	16,639	7,822,654	-2,440,796	0	0	0	0	-7,586,454	0	35,364,963	4,251,006	118,796,775	0	118,796,775

APPENDIX TO THE STATEMENT OF CHANGES IN EQUITY (to be filled in by undertakings that draw up financial statements in accordance with the IFRS)

I OTHER COMPREHENSIVE INCOME FOR THE CURRENT PERIOD, NET OF TAX (ADP 33 to 41)	52	0	0	0	0	0	0	0	-117,202	0	0	0	0	363,401	0	0	0	246,199	0	246,199
II COMPREHENSIVE INCOME OR LOSS FOR THE CURRENT PERIOD (ADP 32 do 52)	53	0	0	0	0	0	0	0	-117,202	0	0	0	0	363,401	0	0	4,251,006	4,497,205	0	4,497,205
III TRANSACTIONS WITH OWNERS IN THE CURRENT PERIOD RECOGNISED DIRECTLY IN EQUITY (ADP 42 to 50)	54	0	0	0	0	0	0	0	0	0	0	0	0	0	0	14,259,503	-14,259,503	0	0	0

NOTES TO FINANCIAL STATEMENTS - TFI

(DRAWN UP FOR QUARTERLY REPORTING PERIODS)

Name of the issuer: **AD PLASTIK d.d.**

Headquarter: **Ul. Antuna Gustava Matoša 8, 21210, Solin, Croatia**

Personal identification number (OIB): **48351740621**

MBS: **060007090**

Reporting period: **January 1, 2026 - March 31, 2026**

Notes to financial statements are available as part of AD Plastik Group's Unaudited financial statement. Unaudited financial statement is available on Zagreb Stock Exchange website.

AD Plastik Group Integrated annual report for 2025 year is available on Zagreb Stock Exchange website.

Same accounting policies are applied while drawing up financial statements for current reporting period as in the latest annual financial statements.

AD Plastik d.d. has issued corporate guarantees for the needs of subsidiaries in the following amounts: to banks EUR 4,480 thousand, and to the suppliers EUR 50 thousand.

Amount owed by AD Plastik Group and falling due after more than five years amounts to EUR 253 thousand.

The average number of employees of AD Plastik Group in the period from January 1, 2026 to March 31, 2026 was 1,783.

In intangible assets in the period from January 1, 2026 to March 31, 2026, the cost of net salaries and wages of EUR 76,569, the cost of taxes and contributions from salaries of EUR 32,366 and the cost of contributions to salaries of EUR 17,420 were capitalized.

During the reporting period, deferred tax assets were decreased in the amount of EUR 338 thousand, while deferred tax liabilities were decreased in the amount of EUR 463 thousand. On December 31, 2025 deferred tax assets of AD Plastik Grupa was EUR 2,577 thousand, while deferred tax liabilities was EUR 940 thousand.



D

FINANCIAL STATEMENT OF THE COMPANY AD PLASTIK

Issuer's general data	36
Balance sheet	37
Statement of profit or loss	41
Statement of cash flows (Indirect method)	45
Statement of changes in equity	47
Notes to financial statements - TFI	51

ISSUER'S GENERAL DATA

ANNEX 1

Reporting period:	January 1, 2026	to	March 31, 2026
Year:	2026	Quarter:	1.

QUARTERLY FINANCIAL STATEMENTS

Registration number (MB):	03440494	Issuer's home Member State code:	HR
Entity's registration number (MBS):	060007090		
Personal identification number (OIB):	48351740621	LEI:	549300NFX18SRZHNT751
Institution code:	382		
Name of the issuer:	AD PLASTIK d.d.		
Postcode and town:	21210	SOLIN	
Street and house number:	Matoševa 8		
E-mail address:	informacije@adplastik.hr		
Web address:	www.adplastik.hr		
Number of employees (end of the reporting period):	1124		
Consolidated report:	KN		<i>(KN-not consolidated/KD-consolidated)</i>
Audited:	RN		<i>(RN-not audited/RD-audited)</i>
Bookkeeping firm:	No		<i>(Yes/No)</i>
Contact person:	Jurun Krešimir		<i>(only name and surname of the contact person)</i>
Telephone:	021/206-663		
E-mail address:	kresimir.jurun@adplastik.hr		
Audit firm:			<i>(name of the audit firm)</i>
Certified auditor:			<i>(name and surname)</i>

BALANCE SHEET

balance as of March 31, 2026, Submitter: AD PLASTIK d.d. (in EUR)

Item	ADP code	Last day of the preceding business year	At the reporting date of the current period
1	2	3	4
ACTIVE			
A) RECEIVABLES FOR SUBSCRIBED CAPITAL UNPAID	001	0	0
B) FIXED ASSETS (ADP 003+010+020+031+036)	002	108,687,523	108,125,075
I INTANGIBLE ASSETS (ADP 004 to 009)	003	7,971,440	7,456,830
1 Research and development	004	7,033,713	6,407,106
2 Concessions, patents, licences, trademarks, software and other rights	005	132,013	115,053
3 Goodwill	006	0	0
4 Advances for the purchase of intangible assets	007	0	0
5 Intangible assets in preparation	008	801,847	931,268
6 Other intangible assets	009	3,867	3,403
II TANGIBLE ASSETS (ADP 011 to 019)	010	70,197,376	70,499,788
1 Land	011	17,335,897	17,335,897
2 Buildings	012	22,951,306	22,775,769
3 Plant and equipment	013	19,821,388	18,304,769
4 Tools, working inventory and transportation assets	014	3,389,493	3,201,736
5 Biological assets	015	0	0
6 Advances for the purchase of tangible assets	016	0	0
7 Tangible assets in preparation	017	2,185,262	2,759,143
8 Other tangible assets	018	1,336,106	2,954,366
9 Investment property	019	3,177,924	3,168,108
III FIXED FINANCIAL ASSETS (ADP 021 to 030)	020	25,831,333	25,831,333
1 Investments in holdings (shares) of undertakings within the group	021	10,099,527	10,099,527
2 Investments in other securities of undertakings within the group	022	0	0
3 Loans, deposits, etc. to undertakings within the group	023	12,844,401	12,844,401
4. Investments in holdings (shares) of companies linked by virtue of participating interests	024	2,887,405	2,887,405
5 Investment in other securities of companies linked by virtue of participating interests	025	0	0
6 Loans, deposits etc. to companies linked by virtue of participating interests	026	0	0
7 Investments in securities	027	0	0
8 Loans, deposits, etc. given	028	0	0
9 Other investments accounted for using the equity method	029	0	0
10 Other fixed financial assets	030	0	0
IV RECEIVABLES (ADP 032 to 035)	031	2,221,544	2,221,544
1 Receivables from undertakings within the group	032	2,221,544	2,221,544
2 Receivables from companies linked by virtue of participating interests	033	0	0
3 Customer receivables	034	0	0
4 Other receivables	035	0	0
V DEFERRED TAX ASSETS	036	2,465,830	2,115,580

BALANCE SHEET

balance as of March 31, 2026, Submitter: AD PLASTIK d.d. (in EUR)

Item 1	ADP code 2	Last day of the preceding business year 3	At the reporting date of the current period 4
C) CURRENT ASSETS (ADP 038+046+053+063)	037	47,628,796	49,729,301
I INVENTORIES (ADP 039 to 045)	038	11,853,387	11,831,618
1 Raw materials and consumables	039	5,557,526	5,241,888
2 Work in progress	040	1,863,676	1,681,854
3 Finished goods	041	1,765,373	1,905,613
4 Merchandise	042	888,528	1,162,876
5 Advances for inventories	043	1,778,284	1,839,387
6 Fixed assets held for sale	044	0	0
7 Biological assets	045	0	0
II RECEIVABLES (ADP 047 to 052)	046	27,660,511	28,885,513
1 Receivables from undertakings within the group	047	3,478,517	4,458,978
2 Receivables from companies linked by virtue of participating interests	048	1,052,581	2,690,307
3 Customer receivables	049	18,967,003	18,343,661
4 Receivables from employees and members of the undertaking	050	4,554	656
5 Receivables from government and other institutions	051	3,979,826	3,146,318
6 Other receivables	052	178,030	245,593
III CURRENT FINANCIAL ASSETS (ADP 054 to 062)	053	2,617,787	2,722,405
1 Investments in holdings (shares) of undertakings within the group	054	0	0
2 Investments in other securities of undertakings within the group	055	0	0
3 Loans, deposits, etc. to undertakings within the group	056	2,617,787	2,722,405
4 Investments in holdings (shares) of companies linked by virtue of participating interests	057	0	0
5 Investment in other securities of companies linked by virtue of participating interests	058	0	0
6 Loans, deposits etc. to companies linked by virtue of participating interests	059	0	0
7 Investments in securities	060	0	0
8 Loans, deposits, etc. given	061	0	0
9 Other financial assets	062	0	0
IV CASH AT BANK AND IN HAND	063	5,497,111	6,289,765
D) PREPAID EXPENSES AND ACCRUED INCOME	064	930,783	916,296
E) TOTAL ASSETS (ADP 001+002+037+064)	065	157,247,102	158,770,672
F) OFF-BALANCE SHEET ITEMS	066	5,045,961	5,018,266

BALANCE SHEET

balance as of March 31, 2026, Submitter: AD PLASTIK d.d. (in EUR)

Item	ADP code	Last day of the preceding business year	At the reporting date of the current period
1	2	3	4
LIABILITIES			
A) CAPITAL AND RESERVES (AOP 068 do 070+076+077+084+087+090)	067	97,001,174	100,658,137
I INITIAL (SUBSCRIBED) CAPITAL	068	54,594,592	54,594,592
II CAPITAL RESERVES	069	25,834,540	25,834,540
III RESERVES FROM PROFIT (ADP 071+072-073+074+075)	070	8,636,093	8,636,093
1 Legal reserves	071	813,439	813,439
2 Reserves for treasury shares	072	747,348	747,348
3 Treasury shares and holdings (deductible item)	073	-747,348	-747,348
4 Statutory reserves	074	0	0
5 Other reserves	075	7,822,654	7,822,654
IV REVALUATION RESERVES	076	0	0
V FAIR VALUE RESERVES AND OTHER (AOP 078 do 083)	077	0	0
1 Financial assets at fair value through other comprehensive income (i.e. available for sale)	078	0	0
2 Cash flow hedge - effective portion	079	0	0
3 Hedge of a net investment in a foreign operation - effective portion	080	0	0
4 Other fair value reserves	081	0	0
5 Exchange differences arising from the translation of foreign operations (consolidation)	082	0	0
6 Exchange rate differences from translation into the presentation currency	083	0	0
VI RETAINED PROFIT OR LOSS BROUGHT FORWARD (AOP 084-085)	084	2,520,900	7,935,949
1 Retained profit	085	2,520,900	7,935,949
2 Loss brought forward	086	0	0
VII PROFIT OR LOSS FOR THE BUSINESS YEAR (AOP 088-089)	087	5,415,049	3,656,963
1 Profit for the business year	088	5,415,049	3,656,963
2 Loss for the business year	089	0	0
VIII MINORITY (NON-CONTROLLING) INTEREST	090	0	0
B) PROVISIONS (ADP 091 to 096)	091	330,056	330,056
1 Provisions for pensions, termination benefits and similar obligations	092	205,561	205,561
2 Provisions for tax liabilities	093	0	0
3 Provisions for ongoing legal cases	094	0	0
4 Provisions for renewal of natural resources	095	0	0
5 Provisions for warranty obligations	096	0	0
6 Other provisions	097	124,495	124,495

BALANCE SHEET

balance as of March 31, 2026, Submitter: AD PLASTIK d.d. (in EUR)

Item	ADP code	Last day of the preceding business year	At the reporting date of the current period
1	2	3	4
C) LONG-TERM LIABILITIES (ADP 098 to 108)	098	17,552,273	17,041,137
1 Liabilities to undertakings within the group	099	0	0
2 Liabilities for loans, deposits, etc. of undertakings within the group	100	0	0
3 Liabilities to companies linked by virtue of participating interests	101	0	0
4 Liabilities for loans, deposits etc. of companies linked by virtue of participating interests	102	0	0
5 Liabilities for loans, deposits etc.	103	0	0
6 Liabilities to banks and other financial institutions	104	16,526,131	14,299,208
7 Liabilities for advance payments	105	0	0
8 Liabilities to suppliers	106	0	0
9 Liabilities for securities	107	0	0
10 Other long-term liabilities	108	785,643	2,501,430
11 Deferred tax liability	109	240,499	240,499
D) SHORT-TERM LIABILITIES (ADP 110 to 123)	110	40,883,855	40,457,494
1 Liabilities to undertakings within the group	111	2,014,998	2,521,026
2 Liabilities for loans, deposits, etc. of undertakings within the group	112	0	0
3 Liabilities to companies linked by virtue of participating interests	113	10,343	13,296
4 Liabilities for loans, deposits etc. of companies linked by virtue of participating interests	114	0	0
5 Liabilities for loans, deposits etc.	115	0	0
6 Liabilities to banks and other financial institutions	116	14,994,125	15,962,920
7 Liabilities for advance payments	117	4,982,924	4,984,124
8 Liabilities to suppliers	118	13,929,483	12,353,644
9 Liabilities for securities	119	0	0
10 Liabilities to employees	120	1,632,921	1,693,926
11 Taxes, contributions and similar liabilities	121	1,152,780	818,931
12 Liabilities arising from the share in the result	122	22,349	22,349
13 Liabilities arising from fixed assets held for sale	123	0	0
14 Other short-term liabilities	124	2,143,932	2,087,278
E) ACCRUALS AND DEFERRED INCOME	125	1,479,744	283,848
F) TOTAL - LIABILITIES (AOP 067+091+098+110+125)	126	157,247,102	158,770,672
G) OFF-BALANCE SHEET ITEMS	127	5,045,961	5,018,266

STATEMENT OF PROFIT OR LOSS

for the period January 1, 2026 to March 31, 2026, Submitter: AD PLASTIK d.d. (in EUR)

Item 1	ADP code 2	Same period of the previous year		Current period	
		Cumulative 3	Quarter 4	Cumulative 5	Quarter 6
I OPERATING INCOME (ADP 002 to 006)	001	26,508,903	26,508,903	30,245,415	30,245,415
1 Income from sales with undertakings within the group	002	783,380	783,380	779,168	779,168
2 Income from sales	003	25,190,354	25,190,354	28,985,145	28,985,145
3 Income from the use of own products, goods and services	004	0	0	59,876	59,876
4 Other operating income with undertakings within the group	005	59,408	59,408	57,405	57,405
5 Other operating income (outside the group)	006	475,761	475,761	363,821	363,821
II OPERATING EXPENSES (ADP 008+009+013+017+018+019+022+029)	007	25,886,730	25,886,730	27,934,321	27,934,321
1 Changes in inventories of work in progress and finished goods	008	240,842	240,842	41,581	41,581
2 Material costs (ADP 010 to 012)	009	16,512,261	16,512,261	17,234,562	17,234,562
a) Costs of raw materials and consumables	010	12,001,071	12,001,071	12,537,755	12,537,755
b) Costs of goods sold	011	2,855,331	2,855,331	2,781,639	2,781,639
c) Other external costs	012	1,655,859	1,655,859	1,915,168	1,915,168
3 Staff costs (ADP 014 to 016)	013	5,805,228	5,805,228	6,256,885	6,256,885
a) Net salaries and wages	014	4,394,282	4,394,282	3,791,546	3,791,546
b) Tax and contributions from salary costs	015	916,838	916,838	1,602,711	1,602,711
c) Contributions on salaries	016	494,108	494,108	862,628	862,628
4 Depreciation	017	2,254,623	2,254,623	2,597,942	2,597,942
5 Other costs	018	1,043,412	1,043,412	1,644,759	1,644,759
6 Value adjustments (ADP 020+021)	019	0	0	0	0
a) fixed assets other than financial assets	020	0	0	0	0
b) current assets other than financial assets	021	0	0	0	0
7 Provisions (ADP 023 to 028)	022	0	0	0	0
a) Provisions for pensions, termination benefits and similar obligations	023	0	0	0	0
b) Provisions for tax liabilities	024	0	0	0	0
c) Provisions for ongoing legal cases	025	0	0	0	0
d) Provisions for renewal of natural resources	026	0	0	0	0
e) Provisions for warranty obligations	027	0	0	0	0
f) Other provisions	028	0	0	0	0
8 Other operating expenses	029	30,364	30,364	158,592	158,592

STATEMENT OF PROFIT OR LOSS

for the period January 1, 2026 to March 31, 2026, Submitter: AD PLASTIK d.d. (in EUR)

Item 1	ADP code 2	Same period of the previous year		Current period	
		Cumulative 3	Quarter 4	Cumulative 5	Quarter 6
III FINANCIAL INCOME (ADP 031 to 040)	030	816,688	816,688	1,906,626	1,906,626
1 Income from investments in holdings (shares) of undertakings within the group	031	0	0	0	0
2 Income from investments in holdings (shares) of companies linked by virtue of participating interests	032	618,257	618,257	1,801,987	1,801,987
3 Income from other long-term financial investment and loans granted to undertakings within the group	033	0	0	0	0
4 Other interest income from operations with undertakings within the group	034	197,185	197,185	104,618	104,618
5 Exchange rate differences and other financial income from operations with undertakings within the group	035	0	0	0	0
6 Income from other long-term financial investments and loans	036	0	0	0	0
7 Other interest income	037	13	13	21	21
8 Exchange rate differences and other financial income	038	1,233	1,233	0	0
9 Unrealised gains (income) from financial assets	039	0	0	0	0
10 Other financial income	040	0	0	0	0
IV FINANCIAL EXPENSES (ADP 042 to 048)	041	323,823	323,823	210,507	210,507
1 Interest expenses and similar expenses with undertakings within the group	042	0	0	0	0
2 Exchange rate differences and other expenses from operations with undertakings within the group	043	0	0	0	0
3 Interest expenses and similar expenses	044	323,292	323,292	210,370	210,370
4 Exchange rate differences and other expenses	045	531	531	137	137
5 Unrealised losses (expenses) from financial assets	046	0	0	0	0
6 Value adjustments of financial assets (net)	047	0	0	0	0
7 Other financial expenses	048	0	0	0	0
V SHARE IN PROFIT FROM UNDERTAKINGS LINKED BY VIRTUE OF PARTICIPATING INTERESTS	049	0	0	0	0
VI SHARE IN PROFIT FROM JOINT VENTURES	050	0	0	0	0
VII SHARE IN LOSS OF COMPANIES LINKED BY VIRTUE OF PARTICIPATING INTEREST	051	0	0	0	0
VIII SHARE IN LOSS OF JOINT VENTURES	052	0	0	0	0
IX TOTAL INCOME (ADP 001+030+049 +050)	053	27,325,591	27,325,591	32,152,041	32,152,041
X TOTAL EXPENDITURE (ADP 007+041+051 + 052)	054	26,210,553	26,210,553	28,144,828	28,144,828

STATEMENT OF PROFIT OR LOSS

for the period January 1, 2026 to March 31, 2026, Submitter: AD PLASTIK d.d. (in EUR)

Item 1	ADP code 2	Same period of the previous year		Current period	
		Cumulative 3	Quarter 4	Cumulative 5	Quarter 6
XI PRE-TAX PROFIT OR LOSS (ADP 053-054)	055	1,115,038	1,115,038	4,007,213	4,007,213
1 Pre-tax profit (ADP 053-054)	056	1,115,038	1,115,038	4,007,213	4,007,213
2 Pre-tax loss (ADP 054-053)	057	0	0	0	0
XII INCOME TAX	058	99,356	99,356	350,250	350,250
XIII PROFIT OR LOSS FOR THE PERIOD (ADP 055-059)	059	1,015,682	1,015,682	3,656,963	3,656,963
1 Profit for the period (ADP 055-059)	060	1,015,682	1,015,682	3,656,963	3,656,963
2 Loss for the period (ADP 059-055)	061	0	0	0	0
DISCONTINUED OPERATIONS (to be filled in by undertakings subject to IFRS only with discontinued operations)					
XIV PRE-TAX PROFIT OR LOSS OF DISCONTINUED OPERATIONS (ADP 063-064)	062	0	0	0	0
1 Pre-tax profit from discontinued operations	063	0	0	0	0
2 Pre-tax loss on discontinued operations	064	0	0	0	0
XV INCOME TAX OF DISCONTINUED OPERATIONS	065	0	0	0	0
1 Discontinued operations profit for the period (ADP 062-065)	066	0	0	0	0
2 Discontinued operations loss for the period (ADP 065-062)	067	0	0	0	0
TOTAL OPERATIONS (to be filled in only by undertakings subject to IFRS with discontinued operations)					
XVI PRE-TAX PROFIT OR LOSS (ADP 055-+062)	068	0	0	0	0
1 Pre-tax profit (ADP 068)	069	0	0	0	0
2 Pre-tax loss (ADP 068)	070	0	0	0	0
XVII INCOME TAX (ADP 058+065)	071	0	0	0	0
XVIII PROFIT OR LOSS FOR THE PERIOD (ADP 068-071)	072	0	0	0	0
1 Profit for the period (ADP 068-071)	073	0	0	0	0
2 Loss for the period (ADP 071-068)	074	0	0	0	0
APPENDIX to the P&L (to be filled in by undertakings that draw up consolidated annual financial statements)					
XIX PROFIT OR LOSS FOR THE PERIOD (ADP 076+077)	075	0	0	0	0
1 Attributable to owners of the parent	076	0	0	0	0
2 Attributable to minority (non-controlling) interest	077	0	0	0	0
STATEMENT OF OTHER COMPREHENSIVE INCOME (to be filled in by undertakings subject to IFRS)					
I PROFIT OR LOSS FOR THE PERIOD	078	1,015,682	1,015,682	3,656,963	3,656,963
II OTHER COMPREHENSIVE INCOME/LOSS BEFORE TAX (ADP 80+ 87)	079	0	0	0	0

STATEMENT OF PROFIT OR LOSS

for the period January 1, 2026 to March 31, 2026, Submitter: AD PLASTIK d.d. (in EUR)

Item 1	ADP code 2	Same period of the previous year		Current period	
		Cumulative 3	Quarter 4	Cumulative 5	Quarter 6
III Items that will not be reclassified to profit or loss (ADP 081 to 085)	080	0	0	0	0
1 Changes in revaluation reserves of fixed tangible and intangible assets	081	0	0	0	0
2 Gains or losses from subsequent measurement of equity instruments at fair value through other comprehensive income	082	0	0	0	0
3 Fair value changes of financial liabilities at fair value through statement of profit or loss, attributable to changes in their credit risk	083	0	0	0	0
4 Actuarial gains/losses on the defined benefit obligation	084	0	0	0	0
5 Other items that will not be reclassified	085	0	0	0	0
6 Income tax relating to items that will not be reclassified	086	0	0	0	0
IV Items that may be reclassified to profit or loss (ADP 088 to 096)	087	0	0	0	0
1 Exchange rate differences from translation of foreign operations	088	0	0	0	0
2 Exchange rate differences from translation into the presentation currency	089	0	0	0	0
3 Gains or losses from subsequent measurement of debt securities at fair value through other comprehensive income	090	0	0	0	0
4 Profit or loss arising from effective cash flow hedging	091	0	0	0	0
5 Profit or loss arising from effective hedge of a net investment in a foreign operation	092	0	0	0	0
6 Share in other comprehensive income/loss of companies linked by virtue of participating interests	093	0	0	0	0
7 Changes in fair value of the time value of option	094	0	0	0	0
8 Changes in fair value of forward elements of forward contracts	095	0	0	0	0
9 Other items that may be reclassified to profit or loss	096	0	0	0	0
10 Income tax relating to items that may be reclassified to profit or loss	097	0	0	0	0
V NET OTHER COMPREHENSIVE INCOME OR LOSS (ADP 080+087 - 086 - 097)	098	0	0	0	0
VI COMPREHENSIVE INCOME OR LOSS FOR THE PERIOD (ADP 078+098)	099	1,015,682	1,015,682	3,656,963	3,656,963
APPENDIX to the Statement on comprehensive income (to be filled in by undertakings that draw up consolidated statements)					
VI COMPREHENSIVE INCOME OR LOSS FOR THE PERIOD (ADP 100+101)	100	0	0	0	0
1 Attributable to owners of the parent	101	0	0	0	0
2 Attributable to minority (non-controlling) interest	102	0	0	0	0

STATEMENT OF CASH FLOWS

(INDIRECT METHOD)

for the period January 1, 2026 to March 31, 2026, Submitter: AD PLASTIK d.d. (in EUR)

Item	ADP code	Same period of the previous year	Current period
1	2	3	4
CASH FLOW FROM OPERATING ACTIVITIES			
1 Pre-tax profit	001	1,115,038	4,007,213
2 Adjustments (ADP 003 to 010):	002	1,341,875	881,852
a) Depreciation	003	2,254,623	2,597,942
b) Gains and losses from sale and value adjustment of fixed tangible and intangible assets	004	-419,992	-19,786
c) Gains and losses from sale and unrealised gains and losses and value adjustment of financial assets	005	0	0
d) Interest and dividend income	006	-815,455	-1,906,626
e) Interest expenses	007	323,292	210,370
f) Provisions	008	0	0
g) Exchange rate differences (unrealised)	009	-593	-48
h) Other adjustments for non-cash transactions and unrealised gains and losses	010	0	0
I Cash flow increase or decrease before changes in working capital (ADP 001+002)	011	2,456,913	4,889,065
3 Changes in the working capital (ADP 013 to 016)	012	-2,010,295	-1,625,105
a) Increase or decrease in short-term liabilities	013	-3,002,432	-2,484,029
b) Increase or decrease in short-term receivables	014	-1,037,768	822,668
c) Increase or decrease in inventories	015	1,819,626	21,770
d) Other increase or decrease in working capital	016	210,279	14,486
II Cash from operations (ADP 011+012)	017	446,618	3,263,960
4 Interest paid	018	-328,103	-207,560
5 Income tax paid	019	0	0
A) NET CASH FLOW FROM OPERATING ACTIVITIES (ADP 017 to 019)	020	118,515	3,056,400
CASH FLOW FROM INVESTMENT ACTIVITIES			
1 Cash receipts from sales of fixed tangible and intangible assets	021	0	0
2 Cash receipts from sales of financial instruments	022	0	0
3 Interest received	023	13	21
4 Dividends received	024	1,732,996	0
5 Cash receipts from repayment of loans and deposits	025	502,473	0
6 Other cash receipts from investment activities	026	0	0

STATEMENT OF CASH FLOWS

(INDIRECT METHOD)

for the period January 1, 2026 to March 31, 2026, Submitter: AD PLASTIK d.d. (in EUR)

Item	ADP code	Same period of the previous year	Current period
1	2	3	4
III Total cash receipts from investment activities (ADP 021 to 026)	027	2,235,482	21
1 Cash payments for the purchase of fixed tangible and intangible assets	028	-735,301	-763,201
2 Cash payments for the acquisition of financial instruments	029	0	0
3 Cash payments for loans and deposits for the period	030	0	0
4 Acquisition of a subsidiary, net of cash acquired	031	0	0
5 Other cash payments from investment activities	032	0	0
IV Total cash payments from investment activities (ADP 028 to 032)	033	-735,301	-763,201
B) NET CASH FLOW FROM INVESTMENT ACTIVITIES (ADP 027 +033)	034	1,500,181	-763,180
CASH FLOW FROM FINANCING ACTIVITIES			
1 Cash receipts from the increase in initial (subscribed) capital	035	0	0
2 Cash receipts from the issue of equity financial instruments and debt financial instruments	036	0	0
3 Cash receipts from credit principals, loans and other borrowings	037	2,200,000	7,349,847
4 Other cash receipts from financing activities	038	0	0
V Total cash receipts from financing activities (ADP 035 to 038)	039	2,200,000	7,349,847
1 Cash payments for the repayment of credit principals, loans and other borrowings and debt financial instruments	040	-4,156,085	-8,611,694
2 Cash payments for dividends	041	0	0
3 Cash payments for finance lease	042	-240,598	-238,766
4 Cash payments for the redemption of treasury shares and decrease in initial (subscribed) capital	043	0	0
5 Other cash payments from financing activities	044	0	0
VI Total cash payments from financing activities (ADP 040 to 044)	045	-4,396,683	-8,850,460
C) NET CASH FLOW FROM FINANCING ACTIVITIES (ADP 039 +045)	046	-2,196,683	-1,500,613
1 Unrealised exchange rate differences in respect of cash and cash equivalents	047	-109	47
D) NET INCREASE OR DECREASE IN CASH FLOWS (ADP 020+034+046+047)	048	-578,096	792,654
E) CASH AND CASH EQUIVALENTS AT THE BEGINNING OF THE PERIOD	049	2,044,031	5,497,111
F) CASH AND CASH EQUIVALENTS AT THE END OF THE PERIOD (ADP 048+049)	050	1,465,935	6,289,765

STATEMENT OF CHANGES IN EQUITY

for the period January 1, 2026 to March 31, 2026, Submitter: AD PLASTIK d.d. (in EUR)

Item	ADP code	Attributable to owners of the parent																Minority (non-controlling) interest	Total capital and reserves	
		Initial (subscribed) capital	Capital reserves	Legal reserves	Reserves for treasury shares	Treasury shares and holdings (deductible item)	Statutory reserves	Other reserves	Revaluation reserves	Fair value of financial assets through other comprehensive income (available for sale)	Cash flow hedge - effective portion	Hedge of a net investment in a foreign operation - effective portion	Other fair value reserves	Exchange rate differences from translation of foreign operations	Exchange rate differences from translation into the presentation currency	Retained profit / loss brought forward	Profit/loss for the business year			Total attributable to owners of the parent
1	2	3	4	5	6	7	8	9	10	11	12	13	14	15	16	17	18	19 ^(3 to 6 - 7 + 8 to 17)	20	21 (18+19)
Previous period																				
1 Balance on the first day of the previous business year	01	54,594,592	25,839,403	813,439	793,595	793,595	0	9,109,602	0	0	0	0	0	0	0	789,991	397,714	91,544,741	0	91,544,741
2 Changes in accounting policies	02	0	0	0	0	0	0	0	0	0	0	0	0	0	0	0	0	0	0	0
3 Correction of errors	03	0	0	0	0	0	0	0	0	0	0	0	0	0	0	0	0	0	0	0
4 Balance on the first day of the previous business year (restated) (ADP 01 to 03)	04	54,594,592	25,839,403	813,439	793,595	793,595	0	9,109,602	0	0	0	0	0	0	0	789,991	397,714	91,544,741	0	91,544,741
5 Profit/loss of the period	05	0	0	0	0	0	0	0	0	0	0	0	0	0	0	0	1,015,682	1,015,682	0	1,015,682
6 Exchange rate differences from translation of foreign operations	06	0	0	0	0	0	0	0	0	0	0	0	0	0	0	0	0	0	0	0
7 Changes in revaluation reserves of fixed tangible and intangible assets	07	0	0	0	0	0	0	0	0	0	0	0	0	0	0	0	0	0	0	0
8 Gains or losses from subsequent measurement of financial assets at fair value through other comprehensive income (available for sale)	08	0	0	0	0	0	0	0	0	0	0	0	0	0	0	0	0	0	0	0
9 Profit or loss arising from effective cash flow hedge	09	0	0	0	0	0	0	0	0	0	0	0	0	0	0	0	0	0	0	0
10 Profit or loss arising from effective hedge of a net investment in a foreign operation	10	0	0	0	0	0	0	0	0	0	0	0	0	0	0	0	0	0	0	0
11 Share in other comprehensive income/ loss of companies linked by virtue of participating interests	11	0	0	0	0	0	0	0	0	0	0	0	0	0	0	0	0	0	0	0
12 Actuarial gains/losses on the defined benefit obligation	12	0	0	0	0	0	0	0	0	0	0	0	0	0	0	0	0	0	0	0
13 Other changes in equity unrelated to owners	13	0	0	0	0	0	0	0	0	0	0	0	0	0	0	0	0	0	0	0
14 Tax on transactions recognised directly in equity	14	0	0	0	0	0	0	0	0	0	0	0	0	0	0	0	0	0	0	0

STATEMENT OF CHANGES IN EQUITY

for the period January 1, 2026 to March 31, 2026, Submitter: AD PLASTIK d.d. (in EUR)

Item	ADP code	Attributable to owners of the parent																Minority (non-controlling) interest	Total capital and reserves	
		Initial (subscribed) capital	Capital reserves	Legal reserves	Reserves for treasury shares	Treasury shares and holdings (deductible item)	Statutory reserves	Other reserves	Revaluation reserves	Fair value of financial assets through other comprehensive income (available for sale)	Cash flow hedge - effective portion	Hedge of a net investment in a foreign operation - effective portion	Other fair value reserves	Exchange rate differences from translation of foreign operations	Exchange rate differences from translation into the presentation currency	Retained profit / loss brought forward	Profit/loss for the business year			Total attributable to owners of the parent
1	2	3	4	5	6	7	8	9	10	11	12	13	14	15	16	17	18	19 ^(3 to 6 - 7 + 8 to 17)	20	21 (18+19)
15 Decrease in initial (subscribed) capital (other than arising from the pre-bankruptcy settlement procedure or from the reinvestment of profit)	15	0	0	0	0	0	0	0	0	0	0	0	0	0	0	0	0	0	0	0
16 Decrease in initial (subscribed) capital arising from the pre-bankruptcy settlement procedure	16	0	0	0	0	0	0	0	0	0	0	0	0	0	0	0	0	0	0	0
17 Decrease in initial (subscribed) capital arising from the reinvestment of profit	17	0	0	0	0	0	0	0	0	0	0	0	0	0	0	0	0	0	0	0
18 Redemption of treasury shares/holdings	18	0	0	0	0	0	0	0	0	0	0	0	0	0	0	0	0	0	0	0
19 Payments from members/shareholders	19	0	0	0	0	0	0	0	0	0	0	0	0	0	0	0	0	0	0	0
20 Payment of share in profit/dividend	20	0	0	0	0	0	0	0	0	0	0	0	0	0	0	0	0	0	0	0
21 Other distributions and payments to members/shareholders	21	0	0	0	0	0	0	0	0	0	0	0	0	0	0	0	0	0	0	0
22 Transfer to reserves according to the annual schedule	22	0	0	0	0	0	0	0	0	0	0	0	0	0	0	397,714	-397,714	0	0	0
23 Increase in reserves arising from the pre-bankruptcy settlement procedure	23	0	0	0	0	0	0	0	0	0	0	0	0	0	0	0	0	0	0	0
24 Balance on the last day of the previous business year reporting period (ADP 04 to 23)	24	54,594,592	25,839,403	813,439	793,595	793,595	0	9,109,602	0	0	0	0	0	0	0	1,187,705	1,015,682	92,560,423	0	92,560,423

APPENDIX TO THE STATEMENT OF CHANGES IN EQUITY (to be filled in by undertakings that draw up financial statements in accordance with the IFRS)

I OTHER COMPREHENSIVE INCOME OF THE PREVIOUS PERIOD, NET OF TAX (ADP 06 to 14)	25	0	0	0	0	0	0	0	0	0	0	0	0	0	0	0	0	0	0	0
II COMPREHENSIVE INCOME OR LOSS FOR THE PREVIOUS PERIOD (ADP 05+25)	26	0	0	0	0	0	0	0	0	0	0	0	0	0	0	0	1,015,682	1,015,682	0	1,015,682
III TRANSACTIONS WITH OWNERS IN THE PREVIOUS PERIOD RECOGNISED DIRECTLY IN EQUITY (ADP 15 to 23)	27	0	0	0	0	0	0	0	0	0	0	0	0	0	0	397,714	-397,714	0	0	0

STATEMENT OF CHANGES IN EQUITY

for the period January 1, 2026 to March 31, 2026, Submitter: AD PLASTIK d.d. (in EUR)

Item	ADP code	Attributable to owners of the parent																	Minority (non-controlling) interest	Total capital and reserves
		Initial (subscribed) capital	Capital reserves	Legal reserves	Reserves for treasury shares	Treasury shares and holdings (deductible item)	Statutory reserves	Other reserves	Revaluation reserves	Fair value of financial assets through other comprehensive income (available for sale)	Cash flow hedge - effective portion	Hedge of a net investment in a foreign operation - effective portion	Other fair value reserves	Exchange rate differences from translation of foreign operations	Exchange rate differences from translation into the presentation currency	Retained profit / loss brought forward	Profit/loss for the business year	Total attributable to owners of the parent		
1	2	3	4	5	6	7	8	9	10	11	12	13	14	15	16	17	18	19 ^(3 to 6 - 7 + 8 to 17)	20	21 (18+19)
Current period																				
1 Balance on the first day of the current business year	28	54,594,592	25,834,540	813,439	747,348	747,348	0	7,822,654	0	0	0	0	0	0	0	2,520,900	5,415,049	97,001,174	0	97,001,174
2 Changes in accounting policies	29	0	0	0	0	0	0	0	0	0	0	0	0	0	0	0	0	0	0	0
3 Correction of errors	30	0	0	0	0	0	0	0	0	0	0	0	0	0	0	0	0	0	0	0
4 Balance on the first day of the current business year (restated) (AOP 28 to 30)	31	54,594,592	25,834,540	813,439	747,348	747,348	0	7,822,654	0	0	0	0	0	0	0	2,520,900	5,415,049	97,001,174	0	97,001,174
5 Profit/loss of the period	32	0	0	0	0	0	0	0	0	0	0	0	0	0	0	0	3,656,963	3,656,963	0	3,656,963
6 Exchange rate differences from translation of foreign operations	33	0	0	0	0	0	0	0	0	0	0	0	0	0	0	0	0	0	0	0
7 Changes in revaluation reserves of fixed tangible and intangible assets	34	0	0	0	0	0	0	0	0	0	0	0	0	0	0	0	0	0	0	0
8 Gains or losses from subsequent measurement of financial assets at fair value through other comprehensive income (available for sale)	35	0	0	0	0	0	0	0	0	0	0	0	0	0	0	0	0	0	0	0
9 Profit or loss arising from effective cash flow hedge	36	0	0	0	0	0	0	0	0	0	0	0	0	0	0	0	0	0	0	0
10 Profit or loss arising from effective hedge of a net investment in a foreign operation	37	0	0	0	0	0	0	0	0	0	0	0	0	0	0	0	0	0	0	0
11 Share in other comprehensive income/ loss of companies linked by virtue of participating interests	38	0	0	0	0	0	0	0	0	0	0	0	0	0	0	0	0	0	0	0
12 Actuarial gains/losses on the defined benefit obligation	39	0	0	0	0	0	0	0	0	0	0	0	0	0	0	0	0	0	0	0
13 Other changes in equity unrelated to owners	40	0	0	0	0	0	0	0	0	0	0	0	0	0	0	0	0	0	0	0
14 Tax on transactions recognised directly in equity	41	0	0	0	0	0	0	0	0	0	0	0	0	0	0	0	0	0	0	0

STATEMENT OF CHANGES IN EQUITY

for the period January 1, 2026 to March 31, 2026, Submitter: AD PLASTIK d.d. (in EUR)

Item	ADP code	Attributable to owners of the parent																Minority (non-controlling) interest	Total capital and reserves	
		Initial (subscribed) capital	Capital reserves	Legal reserves	Reserves for treasury shares	Treasury shares and holdings (deductible item)	Statutory reserves	Other reserves	Revaluation reserves	Fair value of financial assets through other comprehensive income (available for sale)	Cash flow hedge - effective portion	Hedge of a net investment in a foreign operation - effective portion	Other fair value reserves	Exchange rate differences from translation of foreign operations	Exchange rate differences from translation into the presentation currency	Retained profit / loss brought forward	Profit/loss for the business year			Total attributable to owners of the parent
1	2	3	4	5	6	7	8	9	10	11	12	13	14	15	16	17	18	19 ^(3 to 6 - 7 + 8 to 17)	20	21 (18+19)
15 Decrease in initial (subscribed) capital (other than arising from the pre-bankruptcy settlement procedure or from the reinvestment of profit)	42	0	0	0	0	0	0	0	0	0	0	0	0	0	0	0	0	0	0	0
16 Decrease in initial (subscribed) capital arising from the pre-bankruptcy settlement procedure	43	0	0	0	0	0	0	0	0	0	0	0	0	0	0	0	0	0	0	0
17 Decrease in initial (subscribed) capital arising from the reinvestment of profit	44	0	0	0	0	0	0	0	0	0	0	0	0	0	0	0	0	0	0	0
18 Redemption of treasury shares/holdings	45	0	0	0	0	0	0	0	0	0	0	0	0	0	0	0	0	0	0	0
19 Payments from members/shareholders	46	0	0	0	0	0	0	0	0	0	0	0	0	0	0	0	0	0	0	0
20 Payment of share in profit/dividend	47	0	0	0	0	0	0	0	0	0	0	0	0	0	0	0	0	0	0	0
21 Other distributions and payments to members/shareholders	48	0	0	0	0	0	0	0	0	0	0	0	0	0	0	0	0	0	0	0
22 Carryforward per annual plane	49	0	0	0	0	0	0	0	0	0	0	0	0	0	0	5,415,049	-5,415,049	0	0	0
23 Increase in reserves arising from the pre-bankruptcy settlement procedure	50	0	0	0	0	0	0	0	0	0	0	0	0	0	0	0	0	0	0	0
24 Balance on the last day of the current business year reporting period (ADP 31 to 50)	51	54,594,592	25,834,540	813,439	747,348	747,348	0	7,822,654	0	0	0	0	0	0	0	7,935,949	3,656,963	100,658,137	0	100,658,137

APPENDIX TO THE STATEMENT OF CHANGES IN EQUITY (to be filled in by undertakings that draw up financial statements in accordance with the IFRS)

I OTHER COMPREHENSIVE INCOME FOR THE CURRENT PERIOD, NET OF TAX (ADP 33 to 41)	52	0	0	0	0	0	0	0	0	0	0	0	0	0	0	0	0	0	0	0
II COMPREHENSIVE INCOME OR LOSS FOR THE CURRENT PERIOD (ADP 32 do 52)	53	0	0	0	0	0	0	0	0	0	0	0	0	0	0	0	3,656,963	3,656,963	0	3,656,963
III TRANSACTIONS WITH OWNERS IN THE CURRENT PERIOD RECOGNISED DIRECTLY IN EQUITY (ADP 42 to 50)	54	0	0	0	0	0	0	0	0	0	0	0	0	0	0	5,415,049	-5,415,049	0	0	0

NOTES TO FINANCIAL STATEMENTS - TFI

(DRAWN UP FOR QUARTERLY REPORTING PERIODS)

Name of the issuer: **AD PLASTIK d.d.**

Headquarter: **Ul. Antuna Gustava Matoša 8, 21210, Solin, Croatia**

Personal identification number (OIB): **48351740621**

MBS: **060007090**

Reporting period: **January 1, 2026 - March 31, 2026**

Notes to financial statements are available as part of AD Plastik Group's Unaudited financial statement. Unaudited financial statement is available on Zagreb Stock Exchange website.

AD Plastik Group Integrated annual report for 2025 year is available on Zagreb Stock Exchange website.

Same accounting policies are applied while drawing up financial statements for current reporting period as in the latest annual financial statements.

AD Plastik d.d. has issued corporate guarantees for the needs of subsidiaries in the following amounts: to banks EUR 4,480 thousand and to suppliers EUR 50 thousand.

AD Plastik d.d. currently has no debts due after more than five years.

The average number of employees of AD Plastik d.d. in the period from January 1, 2026 to March 31, 2026 was 1,134.

In intangible assets in the period from January 1, 2026 to March 31, 2026, the cost of net salaries and wages of EUR 76,569, the cost of taxes and contributions from salaries of EUR 32,366 and the cost of contributions to salaries of EUR 17,420 were capitalized.

During the reporting period, deferred tax assets decreased by 350 thousand euros, while there were no changes in deferred tax liabilities. Deferred tax assets of AD Plastik d.d. on December 31, 2025 amounts to EUR 2,466 thousand, while the deferred tax liability amounts to EUR 240 thousand.



MANAGEMENT'S STATEMENT OF RESPONSIBILITY

Solin, April 2026

The financial statements of AD Plastik Group and the Company AD Plastik d.d. Solin are prepared in accordance with the International Financial Reporting Standards (IFRS) and the Croatian Law on Accounting.

The unaudited consolidated financial statements of AD Plastik Group and the financial statements of the Company AD Plastik d.d. for the period from January 1 to March 31 2026, give a complete and true review of the assets and liabilities,

profit and loss, financial position and business activities of the issuers and companies included in the consolidation as a whole.

The management report for the period until March 31 2026 contains an accurate and true display of the development and results of the business activities of the Company with a description of the most significant risks and uncertainties to which the Company is exposed.

Katija Klepo
President of the
Management Board

Mladen Peroš
Member of the
Management Board


Goran Soko
Member of the
Management Board

The Company is registered at the Court Register of the Commercial Court of Split under the Registered Company Number (MBS): 060007090, Company Identification Number (OIB): 48351740621 IBAN: HR04 2340 0091 1101 5371 1, Privredna banka Zagreb d.d., Zagreb



The share capital in the amount of EUR 54,594,592.00 was paid in full. AD Plastik issued a total of 4,199,584 ordinary shares, in the nominal amount of EUR 13.00

President of the Management Board: Katija Klepo
Management Board members: Mladen Peroš, Goran Soko
President of the Supervisory Board: Ana Luketin



 *AD Plastik*