

**UNAUDITED
FINANCIAL STATEMENT BY
MANAGEMENT OF
AD PLASTIK GROUP AND
THE COMPANY AD PLASTIK D.D.
SOLIN**



AD Plastik Group and AD Plastik d.d. Solin

Reports for the period
January 1, 2023 - December 31, 2023

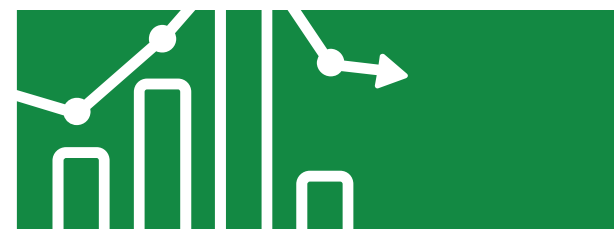


The financial statements of all companies within the AD Plastik Group have been prepared on the going concern basis.

The most recent annual financial statements are available on the Zagreb Stock Exchange website at the following link:



The same accounting policies have been applied in preparing the financial statements for the quarterly reporting period as in the most recent annual financial statements.



Contents

5	A brief overview in numbers
7	Comment by Marinko Došen, President of the Management Board
8	Financial results for 2023
12	Operating revenue per sales markets
13	AD Plastik Group with the consolidation of the corresponding ownership part in the affiliated company
15	Share
17	Addendum 1 - Alternative performance measures

Management Report

21	Balance sheet
24	Statement of profit and loss
28	Statement of cash flows (indirect method)
30	Statement of changes in equity
34	Notes to financial statements - QFS

Financial statement of AD Plastik Group

37	Balance sheet
40	Statement of profit and loss
44	Statement of cash flows (indirect method)
46	Statement of changes in equity
50	Notes to financial statements - QFS

Financial statement of the company AD Plastik

53	Management's statement of responsibility
----	--



Management Report

A brief overview in numbers

AD Plastik Group

EUR **129.22**
million

OPERATING REVENUE

+17.3%

compared
to the 2022

EUR **7.72**
million

EARNINGS BEFORE INTEREST, TAXES,
DEPRECIATION AND AMORTIZATION (EBITDA)

+1,229.9%

compared
to the 2022 *

EUR **-1.10**
million

NET LOSS

* EBITDA in 2022 has
been normalized

A brief overview in numbers

AD Plastik d.d.

EUR **94.52**
million

OPERATING REVENUE

+15.5%

compared
to the 2022

EUR **3.92**
million

EARNINGS BEFORE INTEREST, TAXES,
DEPRECIATION AND AMORTIZATION (EBITDA)

+313.2%

compared
to the 2022 *

EUR **1.21**
million

NET PROFIT

* EBITDA in 2022 has
been normalized

Comment by Marinko Došen, President of the Management Board

The automotive industry has been undoubtedly and unstopably changing, and the external influences we have witnessed in recent years have further accelerated the transformation towards connected, sustainable, and safe mobility. After several years of uncertainty, we can finally say that there is a noticeable positive turn in the automotive market.

This is also confirmed by the numbers of newly registered vehicles, which, compared to the previous year, have increased by 13.9 percent in the European market. Accordingly, the orders of our customers have been growing, and the production of new vehicle models is also starting. In the past year, we had 30 active projects, of which three have started, and we expect the start of serial production of another 18 projects in 2024. The cycles of preparation for the production of a large number of projects, the so-called project year as the last year was, are particularly reflected in the dynamics of our development and industrialization activities. However, the start of serial production of new projects has had a positive effect on the company's revenue and profitability, which we expect in the coming period.

In the same way, our sales activities are maximally focused on better capacity utilization of factories and sealing new deals. During 2023 we sealed new deals worth another EUR 112 million, which is a total of EUR 317 million of new sealed deals in the last two years. This is the path we will certainly continue to follow in the coming periods.

The unaudited business results of AD Plastik Group for 2023 confirm progress and the much-desired recovery of the market. The operating revenue of the Group in the reporting period increased by 17.3 percent compared to the previous year and amounted to EUR 129.22 million. At the same time, our business expenses increased by only 2.9 percent, which confirms our focus on effective cost management. Revenue in the EU and Serbian markets was 20.5 percent higher, and its share in the Group's total revenue grows, as planned, amounting to 88.3 percent. EBITDA at the Group level was EUR 7.72 million, which is a significant increase compared to EUR 0.58 million achieved the year before. Progress in achieving financial results compared to the comparative period is evident, and the net loss of EUR 1.1 million at the Group level is many times lower than a year earlier. Unlike the net loss in 2022, the parent company ended 2023 with a net profit of EUR 1.2 million.



A year of realization of a large number of projects and the start of their serial production, which will undoubtedly be successful to the satisfaction of all stakeholders, is ahead of us. Quality of deliveries, better capacity utilization, and cost efficiency are permanently at the top of our priority list. At the same time, we pay special attention to the research and development of new products in order to reach a higher level of their complexity, improve our competitiveness, and maintain the status of a reliable and quality partner.

The new year has started with a quite dynamics, ambitiously and optimistically, and I believe that the good foundations laid in the previous period are a prerequisite for further strengthening our position in the global market.

A handwritten signature in black ink, appearing to read 'Marinko Došen'. The signature is fluid and cursive, written on a white background.

Marinko Došen
President of the
Management Board

Financial results for 2023

AD Plastik Group is comprised of the following companies during the reporting period:

- AD Plastik d.d., Croatia
- AD Plastik Tisza Kft., Hungary
- ADP d.o.o., Serbia
- AD Plastik d.o.o., Slovenia
- AO AD Plastik Togliatti, Russia
- ZAO AD Plastik Kaluga, Russia

(hereinafter: AD Plastik Group)

In the reporting period, AD Plastik Group achieved significantly better financial results than a year earlier, so operating revenue increased by 17.3 percent and amounted to EUR 129.22 million. The revenue of the parent company increased by 15.5 percent and amounted to EUR 94.52 million, and the reason for this was the primary increase in customer orders due to the normalization of supply chains and the purchase of semiconductors, as well as deliveries for new vehicle models.

Earnings before Interest, Taxes, Depreciation and Amortization (EBITDA) was EUR 7.72 million at the Group level and was significantly higher than the one achieved a year earlier when EBITDA was normalized for the value adjustment of investments in Russia. EBITDA at the level of the parent company was also significantly better and amounted to EUR 3.92 million, which is four times more compared to the comparative period.

The previously mentioned increase in customer orders also had a positive effect on capacity utilization, and along with the harmonization of sales prices and the normalization of energy source and material prices, a positive impact was also evident on



the movement of margins and profitability, despite the inflationary pressures of rising wage costs and service prices. The value adjustment of inventories in the Group in the amount of EUR 2.8 million, specifically tools for projects in Russia that will not be realized, had a one-time negative impact.

At the Group level, a net loss of EUR 1.1 million was realized, which is an improvement in comparison with the loss of EUR 9.7 million realized the year before. The parent company also recorded a better result than in 2022, because, after a net loss of EUR 13.7 million, it achieved a net profit of EUR 1.2 million in the reporting period.

The affiliated company from Romania achieved a revenue growth of 3.4 percent and a high net profit of EUR 8.59 million, which is still lower than the one achieved the year before when certain extraordinary revenue was realized. Such results of the affiliated company had a slightly smaller positive impact on the Group's net result, while at the same time, their voted dividend had a significant impact on the realized net profit of the parent company.

In addition to the successful realization of increased customer demands, better capacity utilization,

and cost efficiency, in the reporting period the focus of the company was for the most part on the successful realization of development and industrialization activities. Namely, it was a year of preparation for the serial production of a large number of new projects, the start of production of which is planned for 2024, which will be reflected in the further growth of revenue and profitability in the future. Preparation for new projects requires investments in specific equipment and temporary financing for the production of tools, which is why indebtedness was expectedly increased in the reporting period. The cycle of deleveraging usually begins with the start of serial production of new projects, which is planned in the coming period.

The company's sales activities are focused on the European market and are very intensive, and during 2023, new deals worth EUR 112 million were sealed. All deals were sealed with Stellantis, but for different projects, i.e. vehicle models and production sites.

In the coming period, the company's primary goals are the successful launch of serial production of new projects, growth in capacity utilization and profitability, better cost efficiency, and maintenance of financial stability.

Key performance indicators

Indicators (in EUR 000)	AD Plastik Group			AD Plastik d.d.		
	2022	2023	Index	2022	2023	Index
Operating revenue	110,186	129,217	117.27	81,870	94,521	115.45
Sales revenue	108,186	123,360	114.03	80,000	89,094	111.37
Operating expenses	128,038	131,740	102.89	92,190	97,935	106.23
EBITDA**	580	7,716	1,329.88	949	3,921	413.18
Net profit/loss	-9,731	-1,101	-	-13,743	1,210	-
NFD*	37,801	45,928	121.50	33,622	43,974	130.79
EBITDA margin **	0.53%	5.97%	545 bps	1.16%	4.15%	299 bps
Net profit margin *	-8.83%	-0.85%	-	-16.79%	1.28%	-
ROE*	-9.04%	-1.09%	-	-14.19%	1.33%	-
Capex*	6,918	9,205	133.05	4,602	7,205	156.57

* In addition to the measures defined by International Financial Reporting Standards (IFRS), AD Plastik Group also uses alternative performance measures in its reports. An overview and definition of the measures used in this document are provided in Addendum 1.

** Data related to EBITDA and EBITDA margin in 2022 have been normalized in terms of value adjustments related to Russia

Operating expenses

Operating expenses (in EUR 000)	AD Plastik Group			AD Plastik d.d.		
	2022	2023	Index	2022	2023	Index
OPERATING EXPENSES	128,038	131,740	102.89	92,190	97,935	106.23
Changes in the value of work in process and finished products	-440	274	-62.35	-12	93	-771.01
Material costs	75,997	82,704	108.83	58,868	65,462	111.20
Staff costs	28,202	29,095	103.16	18,246	20,107	110.20
Amortization	12,207	10,239	83.88	8,828	7,335	83.09
Other costs	8,001	5,096	63.70	2,856	4,242	148.52
Provisions	545	224	41.21	479	171	35.63
Other operating expenses	3,526	4,107	116.48	2,925	526	17.97

Net financial result



Net financial result (in EUR 000)	AD Plastik Group			AD Plastik d.d.		
	2022	2023	Index	2022	2023	Index
FINANCIAL REVENUE	1,991	199	9.99	2,471	5,337	215.98
Positive exchange rate differences	1,833	-	-	30	0	0.31
Interest income	158	199	125.87	411	377	91.75
Dividends	-	-	-	2,030	4,960	244.32
FINANCIAL EXPENSES	498	2,330	467.67	361	653	180.70
Negative exchange rate differences	-	1,431	-	-	-	-
Interest expenses	498	899	180.53	383	653	170.46
Impairment of financial assets	-	-	-	-22	-	-
FINANCIAL RESULT	1,493	-2,131	-	2,110	4,684	222.03

Negative exchange rate differences, caused primarily by the weakening of the Russian ruble, had a negative impact on the Group's net financial result. A positive effect of the dividend payment of the affiliated Romanian company is evident at the parent company. A significant

increase in reference interest rates affected the financial results of the Group and the parent company, due to the increase in variable interest rates and the higher cost of new indebtedness.

Financial position

As a result of investments in new projects and temporary financing of their tools, indebtedness in the parent company continues to grow in the fourth quarter of 2023. Since the start of serial production of most projects is planned during 2024, after that the company's indebtedness will be gradually reduced.

The Group's net financial debt amounted to EUR 45.93 million, which is an increase of EUR 8.13 million compared to December 31, 2022. The net financial debt of the parent company increased by EUR 10.35 million and amounted to EUR 43.97 million. The NFD/EBITDA indicators for the Group and the parent company are more favorable than at the end of 2022, but they are still at high levels and their normalization is expected in the coming periods. The indebtedness ratio also consequently increased and on December 31, 2023 it amounted 0.48 at the Group level or 0.44 at the parent company, respectively. Return on equity (ROE) was -1.1 percent at the Group level, or 1.3 percent at the parent company.



Abbreviated balance sheet (in 000 EUR)	AD Plastik Group			AD Plastik d.d.		
	31 DEC 2022	31 DEC 2023	Index	31 DEC 2022	31 DEC 2023	Index
ASSETS	180,973	189,305	104.60	149,429	164,387	110.01
Noncurrent assets	127,189	123,233	96.89	114,405	115,570	101.02
Current assets	52,370	65,057	124.23	33,965	48,039	141.44
Prepaid expenses and accrued income	1,414	1,014	71.74	1,059	778	73.41
LIABILITIES	77,175	90,789	117.64	59,384	73,102	123.10
Noncurrent liabilities	25,696	32,793	127.62	22,740	29,680	130.52
Current liabilities	49,840	55,112	110.58	35,146	42,309	120.38
Accrued expenses and deferred revenue	1,639	2,884	175.98	1,499	1,113	74.25
CAPITAL	103,798	98,516	94.91	90,045	91,285	101.38

Operating revenue and market trends

In 2023, the revenue of AD Plastik Group in the EU and Serbian markets amounted to EUR 114.11 million, which was by 20.5 percent higher than the previous year. The reason for this is the already mentioned increase in customer orders and deliveries for new vehicle models. Accordingly, the share of revenue generated in these markets has been growing, making up 88.3 percent of the Group's total revenue.

Compared to the comparative period, revenue from the Russian market was lower by 2.6 percent and amounted to EUR 15.11 million. Russian companies, viewed as a whole, are still self-sustaining and financially independent of the parent company. The factory in Kaluga stopped its serial production operations and optimized the organization, while the factory in Togliatti continues to produce components at somewhat lower levels of capacity utilization.

The number of newly registered vehicles in the EU market in the reporting period increased by 13.9 percent compared to the previous year, so a total of 10.5 million new passenger vehicles were registered. This is a significant growth that confirms the recovery of the automotive industry, although the pre-pandemic figures will be very difficult to reach. Growth in sales of new vehicles

was recorded in all EU markets, except Hungarian. Thus Italy recorded growth of 18.9 percent, Spain 16.7 percent, France 16.1 percent, and Germany, despite a significant drop in sales in December, recorded growth of 7.3 percent.

The Volkswagen Group continues to hold the largest share in sales in the EU market with a 26.1 percent share and it recorded a sales growth of 18 percent, followed by Stellantis with a share of 17.8 percent and sales growth of 2.9 percent, and the Renault Group, holding a share of 10.9 percent, and a sales growth of 16.9 percent.

The share of electric vehicles in total EU sales has been growing, reaching 14.6 percent in 2023, which is an increase of 37 percent compared to the previous year. Although in December 2023, for the first time in almost three years, a serious drop in sales of electric vehicles was recorded, as expected, they overtook the share of diesel vehicles, which still hold stable 13.6 percent share. The largest market share is still held by gasoline vehicles with 35.3 percent, but despite the sales growth of 10.6 percent, their market share is somewhat lower than a year earlier. In second place are hybrids with a share of 25.8 percent and sales growth of 29.5 percent compared to 2022.



AD Plastik Group with the consolidation

of the corresponding ownership part in the affiliated company

In order to present a clearer picture of the business, a comparable, shortened, consolidated profit and loss account of AD Plastik Group for 2022 and 2023 has been created, with the profit and loss account of the affiliated company Euro Auto Plastic Systems s.r.l. Mioveni, Romania (50 percent of ownership of AD Plastik d.d.).

The operating revenue of AD Plastik Group with the consolidated corresponding ownership part in the affiliated company amounted to EUR 177.6 million, recording an increase of 12.9 percent compared to the previous year. EBITDA amounted to EUR 14.3 million, representing an increase of 19.1 percent.

(in EUR 000)

Positions	2022	2023	Index
OPERATING REVENUE	157,255	177,591	112.9
OPERATING EXPENSES	168,462	174,906	103.8
Material costs	102,481	107,798	105.2
Staff costs	35,502	36,409	102.6
Amortization	13,261	11,619	87.6
Other costs	17,218	19,080	110.8
FINANCIAL REVENUE	2,352	199	8.5
FINANCIAL EXPENSES	943	2,545	270
TOTAL REVENUE	159,607	177,790	111.4
TOTAL EXPENSES	169,404	177,451	104.7
Profit/loss before taxation	-9,797	339	-3.5
Profit tax	-66	1,440	-2,171.30
PROFIT/LOSS OF THE PERIOD	-9,731	-1,101	11.3
EBITDA	12,009	14,304	119.1




Abbreviated P/L and the Balance sheet of the affiliated company EAPS

EAPS results have been included in the results of AD Plastik Group by the equity method. Generated operating revenue increased by 3.4 percent, amounting to EUR 99.78 million, while net profit amounted to EUR 8.58 million. The net profit was lower than the one achieved in 2022 due to the extraordinary revenue generated in the comparative period. Therefore, the achieved net margin of 8.6 percent is more than satisfactory and is above the industry average.

The investments amounted to EUR 7.60 million, and they are primarily focused on the acceptance of new projects whose serial production begins in 2024 and the renewal of the machine park. EAPS has no financial liabilities towards AD Plastik d.d., nor liabilities towards external entities. As of December 31, 2023, its cash on account amounted to EUR 11.25 million.

EAPS primarily generates its revenue in the Romanian market from the Dacia customer and, to a lesser extent, it supplies its products to the markets of South Africa, Brazil, Colombia, Argentina, and Morocco.



(in EUR 000)

Positions	2022	2023	Index
Operating revenue	96,497	99,784	103.4
Operating expenses	-83,207	-89,369	107.4
Net financial result	-168	-430	255.7
Profit before taxation	13,122	9,986	76.1
Profit tax	-2,041	-1,401	68.6
Profit of the period	11,081	8,585	77.5

100% realization shown

(in EUR 000)

Positions	2022	2023	Index
Noncurrent assets	12,249	22,348	182.4
Current assets	39,297	39,503	100.5
TOTAL ASSETS	51,546	61,851	120.0
Capital + provisions	22,358	21,220	94.9
Long-term liabilities and provisions	1,023	4,934	482.2
Short-term liabilities	28,165	35,697	126.7
TOTAL LIABILITIES	51,546	61,851	120.0

Share

After major geopolitical disturbances and instability, which had a significant impact on the capital market during 2022, the past year has seen a recovery and growth in share prices of the most important European and world indices. Although geopolitical instabilities are still present, and there are also new global tensions, after the initial shocks in the capital markets there is a certain mild optimism. Interest rates of

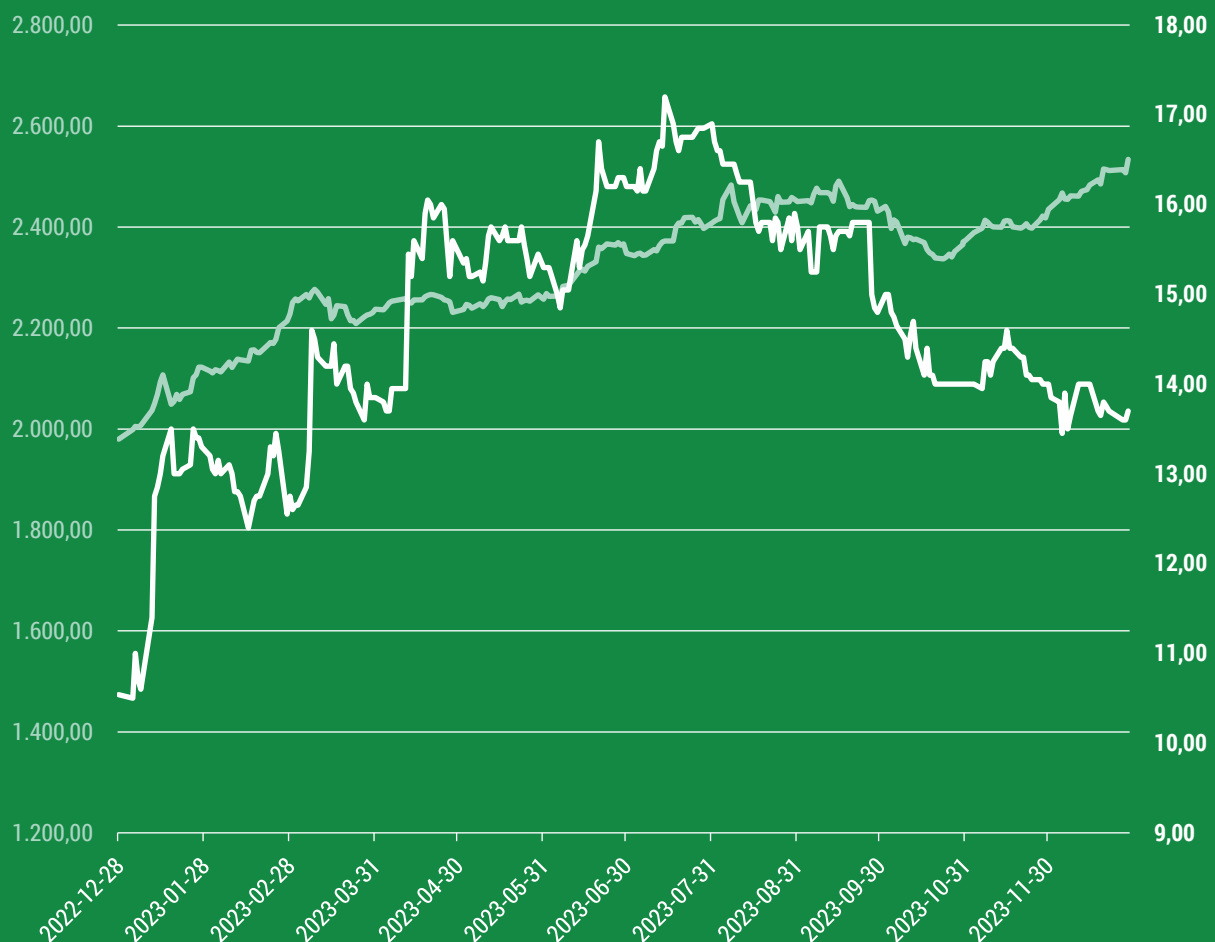
central banks are at historically high levels and are expected to decrease in the coming periods, which also affects movements in the capital markets.

The value of the ADPL share grew in 2023 by 30 percent, so on December 31, 2023, the share price was EUR 13.70. The value of Crobex also increased in the reporting period, by 28 percent.

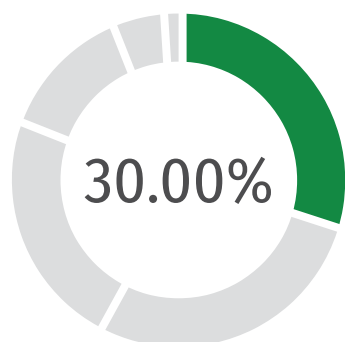
ADPL share price and CROBEX index behavior

+ 30% ADPL

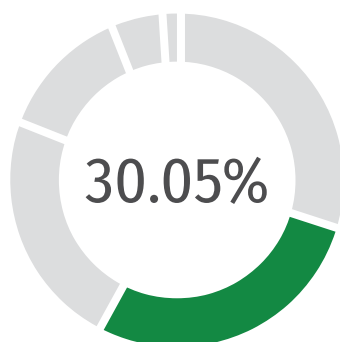
+ 28% CROBEX



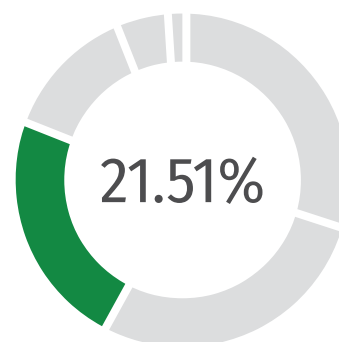
Ownership structure as of Dec 31, 2023



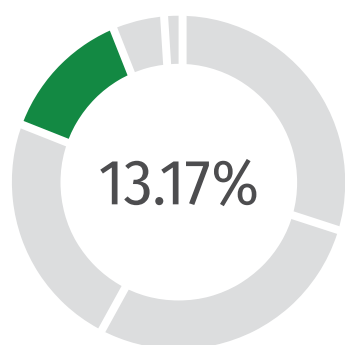
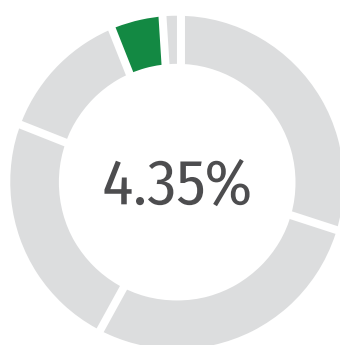
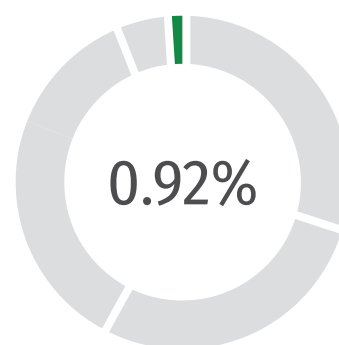
AO HAK



Small shareholders



Pension funds

Management, employees
and former employeesOther institutional
investors

Treasury shares

ADPL	31 DEC 2022	31 DEC 2023	Index
Final price (EUR)	10.5	13.7	130.0
Average price (EUR)	13.5	14.2	105.1
The highest price (EUR)	23.9	17.2	72.0
The lowest price (EUR)	9.6	10.5	109.9
Volume	614,017	346,352	56.4
Turnover (EUR)	8,310,695	4,927,042	59.3
Market capitalization (EUR) *	44,256,018	57,534,301	130.0
EPS (EUR) *	-2.3	-0.3	-

* In addition to the measures defined by International Financial Reporting Standards (IFRS), AD Plastik Group also uses alternative performance measures in its reports. An overview and definition of the measures used in this document are provided in Addendum 1.

Addendum 1 - Alternative performance measures

In addition to the financial performance measures defined by International Financial Reporting Standards (IFRS), AD Plastik Group also uses certain alternative performance measures in its reports, considering them useful for business performance analysis for investors. Alternative performance measures show comparative periods so that the company's results can be compared over different periods.



EBITDA and EBITDA margin

EBITDA (Earnings before Interest, Taxes, Depreciation and Amortization) represents the operating profit (operating revenue minus operating expenses) increased by amortization of tangible and intangible assets. The company also presents an EBITDA margin that represents a percentage of EBITDA relative to operating revenue.

Net profit margin

It is calculated by the ratio of realized net profit and operating revenue. The company uses this measure to track its profitability relative to operating revenue.

Net debt and net debt to EBITDA

Net debt represents the sum of short-term and long-term liabilities to banks and short-term and long-term loans to non-banking companies, minus cash and cash equivalents. AD Plastik Group uses the ratio of net debt to EBITDA as an indicator of financial stability and the

company's ability to repay its financial obligations. When calculating the indicators on a quarterly basis, the EBITDA realized in the last four quarters is taken into account.

(in EUR 000)

AD Plastik Group	31 DEC 2022	31 DEC 2023
Non-bank loans	3,459	3,127
Long-term liabilities to banks	23,238	30,430
Short-term liabilities to banks	15,152	16,419
Cash	-4,048	-4,048
Net financial debt	37,801	45,928

(in EUR 000)

AD Plastik d.d.	31 DEC 2022	31 DEC 2023
Non-bank loans	2,508	2,508
Long-term liabilities to banks	21,226	27,962
Short-term liabilities to banks	12,267	14,534
Cash	-2,378	-1,030
Net financial debt	33,622	43,974

ROE

This measure is used to monitor the realized return on equity. It is calculated on an annual and quarterly basis. When calculating the indicators on an annual basis, the ratio is the net profit of the current period and the average value of equity (the average value of equity at the end of the reporting period and equity at the beginning of the reporting period). At the quarterly level, it is calculated by the ratio of net profit for the last four quarters and the average value of equity (average value of equity at the end of the reporting period and equity at the end of the same period of the previous year).

Capex

Capital investments are indirect cash flow position and they are related to payments for tangible and intangible assets. This measure is used as an indicator of the use of funds to achieve future economic flows and ensure the distribution of funds in accordance with the Group's strategy.

Indebtedness ratio

The indebtedness ratio is the ratio of total liabilities to total assets. This measure is used to monitor the company's financial risk in terms of growth of liabilities in relation to assets.

Market capitalization

Market capitalization is the total market value of the company, and it is calculated as the product of the total number of shares and the last share price on the day of the reporting period.

	31 DEC 2022	31 DEC 2023
Last price in the period (EUR)	10.5	13.7
Number of shares (000)	4,200	4,200
Market capitalization (in EUR 000)	44,256	57,534

EPS and P/E

These measures are used so that investors can analyze the value of the share. Earnings per share (EPS) are calculated by dividing net profit by the weighted average number of shares. The quarterly calculation uses the net profit realized in the last four quarters.

	31 DEC 2022	31 DEC 2023
Net profit / loss of the period (in 000 EUR)	-9,731	-1,101
Average weighted number of shares (000)	4,152	4,159
EPS (EUR)	-2.34	-0.26

P/E is the ratio of price to earnings per share (EPS). The price represents the share price on the last day of the reporting period, and in the quarterly calculation, net profit represents the realized profit in the last four quarters.



A large, stylized number '2' graphic in a lighter shade of green, positioned on the right side of the page. The number is composed of two main curved shapes: a top arc and a bottom arc that meet at a point on the right.

Financial statement of AD Plastik Group

Annex 1

Issuer's general data

Reporting period:	01.01.2023	to	31.12.2023
Year:	2023	Quarter:	4

Quarterly financial statements

Registration number (MB):	3440494	Issuer's home Member State code:	HR
Entity's registration number (MBS):	60007090		
Personal identification number (OIB):	48351740621	LEI:	549300NFX18SRZHNT751
Institution code:	382		
Name of the issuer:	AD PLASTIK d.d.		
Postcode and town:	21210	Solin	
Street and house number:	Matoševa 8		
E-mail address:	informacije@adplastik.hr		
Web address:	www.adplastik.hr		
Number of employees (end of the reporting period):		1883	
Consolidated report:	KD	(KN-not consolidated/KD-consolidated)	
Audited:	RN	(RN-not audited/RD-audited)	
Names of subsidiaries (according to IFRS):	Registered office:	MB:	
AD PLASTIK d.d.	Solin, Croatia	03440494	
AO AD PLASTIK TOGLIATTI	Samara, Russian Federation	1036300221935	
ZAO AD PLASTIK KALUGA	Kaluga, Russian Federation	1074710000320	
AD PLASTIK TISZA Kft.	Tiszaújváros, Hungary	12800821-2932-133-05	
ADP d.o.o.	Mladenovac, Serbia	20787538	
AD PLASTIK d.o.o.	Novo Mesto, Slovenia	1214985000	
Bookkeeping firm:	NO	(Yes/No)	
Contact person:	Jurun Krešimir	(only name and surname of the contact person)	
Telephone:	021/206-663		
E-mail address:	kresimir.jurun@adplastik.hr		
Audit firm:		(name of the audit firm)	
Certified auditor:		(name and surname)	

Balance sheet

balance as at 31.12.2023, submitter: AD Plastik Group

	ITEM 1	ADP CODE 2	LAST DAY OF THE PRECEDING BUSINESS YEAR 3	AT THE REPORTING DATE OF THE CURRENT PERIOD 4
ASSETS				
A	RECEIVABLES FOR SUBSCRIBED CAPITAL UNPAID	001	0	0
B	FIXED ASSETS (ADP 003+010+020+031+036)	002	127,189,302	123,233,348
	I INTANGIBLE ASSETS (ADP 004 to 009)	003	11,017,069	11,896,897
	1. Research and development	004	4,283,478	3,382,033
	2. Concessions, patents, licences, trademarks, software and other rights	005	334,102	243,525
	3. Goodwill	006	2,390,912	2,390,912
	4. Advances for the purchase of intangible assets	007	0	0
	5. Intangible assets in preparation	008	3,392,569	5,614,487
	6. Other intangible assets	009	616,008	265,940
	II TANGIBLE ASSETS (ADP 011 to 019)	010	101,755,326	96,914,543
	1. Land	011	18,375,839	18,275,491
	2. Buildings	012	35,771,400	35,212,010
	3. Plant and equipment	013	30,767,039	26,741,236
	4. Tools, working inventory and transportation assets	014	5,344,622	4,913,548
	5. Biological assets	015	0	0
	6. Advances for the purchase of tangible assets	016	342,561	247,018
	7. Tangible assets in preparation	017	5,824,867	5,577,673
	8. Other tangible assets	018	2,367,971	2,691,116
	9. Investment property	019	2,961,027	3,256,451
	III FIXED FINANCIAL ASSETS (ADP 021 to 030)	020	12,473,080	11,805,374
	1. Investments in holdings (shares) of undertakings within the group	021	0	0
	2. Investments in other securities of undertakings within the group	022	0	0
	3. Loans, deposits, etc. to undertakings within the group	023	0	0
	4. Investments in holdings (shares) of companies linked by virtue of participating interests	024	12,473,080	11,805,374
	5. Investment in other securities of companies linked by virtue of participating interests	025	0	0
	6. Loans, deposits etc. to companies linked by virtue of participating interests	026	0	0
	7. Investments in securities	027	0	0
	8. Loans, deposits, etc. given	028	0	0
	9. Other investments accounted for using the equity method	029	0	0
	10. Other fixed financial assets	030	0	0
	IV RECEIVABLES (ADP 032 to 035)	031	0	0
	1. Receivables from undertakings within the group	032	0	0
	2. Receivables from companies linked by virtue of participating interests	033	0	0
	3. Customer receivables	034	0	0
	4. Other receivables	035	0	0
	V DEFERRED TAX ASSETS	036	1,943,827	2,616,534
C	CURRENT ASSETS (ADP 038+046+053+063)	037	52,370,190	65,057,246
	I INVENTORIES (ADP 039 to 045)	038	29,246,123	33,172,989
	1. Raw materials and consumables	039	12,791,576	10,783,579
	2. Work in progress	040	1,754,390	1,833,051
	3. Finished goods	041	3,804,489	3,285,967
	4. Merchandise	042	7,728,508	12,198,563

Balance sheet

balance as at 31.12.2023, submitter: AD Plastik Group

ITEM	ADP CODE	LAST DAY OF THE PRECEDING BUSINESS YEAR	AT THE REPORTING DATE OF THE CURRENT PERIOD
1	2	3	4
5. Advances for inventories	043	3,167,160	5,071,829
6. Fixed assets held for sale	044	0	0
7. Biological assets	045	0	0
II RECEIVABLES (ADP 047 to 052)	046	19,076,191	27,836,396
1. Receivables from undertakings within the group	047	0	0
2. Receivables from companies linked by virtue of participating interests	048	513,647	1,123,466
3. Customer receivables	049	14,460,784	20,559,033
4. Receivables from employees and members of the undertaking	050	16,422	186,539
5. Receivables from government and other institutions	051	3,518,138	4,775,547
6. Other receivables	052	567,200	1,191,811
III CURRENT FINANCIAL ASSETS (ADP 054 to 062)	053	0	0
1. Investments in holdings (shares) of undertakings within the group	054	0	0
2. Investments in other securities of undertakings within the group	055	0	0
3. Loans, deposits, etc. to undertakings within the group	056	0	0
4. Investments in holdings (shares) of companies linked by virtue of participating interests	057	0	0
5. Investment in other securities of companies linked by virtue of participating interests	058	0	0
6. Loans, deposits etc. to companies linked by virtue of participating interests	059	0	0
7. Investments in securities	060	0	0
8. Loans, deposits, etc. given	061	0	0
9. Other financial assets	062	0	0
IV CASH AT BANK AND IN HAND	063	4,047,876	4,047,861
D PREPAID EXPENSES AND ACCRUED INCOME	064	1,413,524	1,014,002
E TOTAL ASSETS (ADP 001+002+037+064)	065	180,973,016	189,304,596
F OFF-BALANCE SHEET ITEMS	066	11,490,602	10,336,308
LIABILITIES			
A CAPITAL AND RESERVES (ADP 068 to 070+076+077+081+084+087)	067	103,797,611	98,515,709
I INITIAL (SUBSCRIBED) CAPITAL	068	55,738,058	54,594,592
II CAPITAL RESERVES	069	25,456,155	25,938,305
III RESERVES FROM PROFIT (ADP 071+072-073+074+075)	070	9,635,076	9,684,939
1. Legal reserves	071	885,809	885,798
2. Reserves for treasury shares	072	2,772,641	2,772,641
3. Treasury shares and holdings (deductible item)	073	-921,001	-871,127
4. Statutory reserves	074	16,639	16,639
5. Other reserves	075	6,880,988	6,880,988
IV REVALUATION RESERVES	076	-1,103,553	-3,796,100
V FAIR VALUE RESERVES AND OTHER (ADP 078 to 082)	077	-5,158,815	-6,618,950
1. Financial assets at fair value through other comprehensive income (i.e. available for sale)	078	0	0
2. Cash flow hedge - effective portion	079	0	0
3. Hedge of a net investment in a foreign operation - effective portion	080	0	0
4. Other fair value reserves	081	0	0
5. Exchange differences arising from the translation of foreign operations (consolidation)	082	-5,158,815	-6,618,950

Balance sheet

balance as at 31.12.2023, submitter: AD Plastik Group

ITEM		ADP CODE	LAST DAY OF THE PRECEDING BUSINESS YEAR	AT THE REPORTING DATE OF THE CURRENT PERIOD
1		2	3	4
VI	RETAINED PROFIT OR LOSS BROUGHT FORWARD (ADP 084-085)	083	28,961,725	19,813,939
	1 Retained profit	084	28,961,725	19,813,939
	2 Loss brought forward	085	0	0
VII	PROFIT OR LOSS FOR THE BUSINESS YEAR (ADP 087-088)	086	-9,731,035	-1,101,016
	1. Profit for the business year	087	0	0
	2. Loss for the business year	088	9,731,035	1,101,016
	VIII MINORITY (NON-CONTROLLING) INTEREST	089	0	0
B	PROVISIONS (ADP 091 to 096)	090	473,688	460,819
	1. Provisions for pensions, termination benefits and similar obligations	091	301,369	316,408
	2. Provisions for tax liabilities	092	0	0
	3. Provisions for ongoing legal cases	093	0	0
	4. Provisions for renewal of natural resources	094	0	0
	5. Provisions for warranty obligations	095	0	0
	6. Other provisions	096	172,319	144,411
C	LONG-TERM LIABILITIES (ADP 098 to 108)	097	25,222,504	32,332,169
	1. Liabilities to undertakings within the group	098	0	0
	2. Liabilities for loans, deposits, etc. of undertakings within the group	099	0	0
	3. Liabilities to companies linked by virtue of participating interests	100	0	0
	4. Liabilities for loans, deposits etc. of companies linked by virtue of participating interests	101	0	0
	5. Liabilities for loans, deposits etc.	102	618,699	198,956
	6. Liabilities to banks and other financial institutions	103	23,238,028	30,429,583
	7. Liabilities for advance payments	104	0	0
	8. Liabilities to suppliers	105	0	0
	9. Liabilities for securities	106	0	0
	10. Other long-term liabilities	107	1,365,777	1,703,630
	11. Deferred tax liability	108	0	0
D	SHORT-TERM LIABILITIES (ADP 110 to 123)	109	49,840,149	55,111,531
	1. Liabilities to undertakings within the group	110	0	0
	2. Liabilities for loans, deposits, etc. of undertakings within the group	111	0	0
	3. Liabilities to companies linked by virtue of participating interests	112	0	0
	4. Liabilities for loans, deposits etc. of companies linked by virtue of participating interests	113	0	0
	5. Liabilities for loans, deposits etc.	114	2,840,483	2,928,539
	6. Liabilities to banks and other financial institutions	115	15,151,878	16,419,236
	7. Liabilities for advance payments	116	10,507,829	10,286,844
	8. Liabilities to suppliers	117	15,813,671	18,127,417
	9. Liabilities for securities	118	0	0
	10. Liabilities to employees	119	1,557,416	1,638,788
	11. Taxes, contributions and similar liabilities	120	1,469,110	3,545,474
	12. Liabilities arising from the share in the result	121	147,548	147,543
	13. Liabilities arising from fixed assets held for sale	122	0	0
	14. Other short-term liabilities	123	2,352,214	2,017,690
E	ACCRUALS AND DEFERRED INCOME	124	1,639,064	2,884,368
F	TOTAL – LIABILITIES (ADP 067+090+097+109+124)	125	180,973,016	189,304,596
G	OFF-BALANCE SHEET ITEMS	126	11,490,602	10,336,308

Statement of profit or loss

for the period 1.1.2023 to 31.12.2023
Submitter: AD Plastik Group

	ITEM 1	ADP CODE 2	SAME PERIOD OF THE PREVIOUS YEAR		CURRENT PERIOD	
			CUMULATIVE 3	QUARTER 4	CUMULATIVE 5	QUARTER 6
I	OPERATING INCOME (ADP 002 to 006)	001	110,186,340	27,370,567	129,217,066	34,245,142
	1, Income from sales with undertakings within the group	002	0	0	0	0
	2, Income from sales (outside group)	003	108,186,005	26,944,572	123,359,688	32,587,093
	3, Income from the use of own products, goods and services	004	238,471	67,499	104,432	15,461
	4, Other operating income with undertakings within the group	005	0	0	0	0
	5, Other operating income (outside the group)	006	1,761,864	358,496	5,752,946	1,642,588
II	OPERATING EXPENSES (ADP 008+009+010+011+012+013+014+015+016+017+018+019+020+021+022+023+024+025+026+027+028)	007	128,037,792	27,339,522	131,739,522	36,124,382
	1, Changes in inventories of work in progress and finished goods	008	-440,027	-215,892	274,372	-152,952
	2, Material costs (ADP 010 to 012)	009	75,996,788	19,879,190	82,703,625	20,957,765
	a) Costs of raw materials and consumables	010	61,627,068	16,105,893	63,476,192	16,260,446
	b) Costs of goods sold	011	2,734,111	375,222	7,206,932	1,417,123
	c) Other external costs	012	11,635,609	3,398,075	12,020,501	3,280,196
	3, Staff costs (ADP 014 to 016)	013	28,202,313	6,711,206	29,094,711	7,263,510
	a) Net salaries and wages	014	18,054,690	4,190,124	18,192,269	4,525,360
	b) Tax and contributions from salary costs	015	6,186,038	1,680,414	6,905,796	1,730,440
	c) Contributions on salaries	016	3,961,585	840,668	3,996,646	1,007,710
	4, Depreciation	017	12,207,096	2,742,944	10,238,901	2,677,445
	5, Other costs	018	4,217,226	866,156	5,096,241	1,501,999
	6, Value adjustments (ADP 020+021)	019	3,783,585	-3,977,975	0	0
	a) fixed assets other than financial assets	020	1,346,360	-6,415,200	0	0
	b) current assets other than financial assets	021	2,437,225	2,437,225	0	0
	7, Provisions (ADP 023 to 028)	022	544,724	544,724	224,470	224,470
	a) Provisions for pensions, termination benefits and similar obligations	023	1,275	1,275	25,645	25,645
	b) Provisions for tax liabilities	024	0	0	0	0
	c) Provisions for ongoing legal cases	025	209,997	209,997	11,125	11,125
	d) Provisions for renewal of natural resources	026	0	0	0	0
	e) Provisions for warranty obligations	027	0	0	0	0
	f) Other provisions	028	333,452	333,452	187,700	187,700
	8, Other operating expenses	029	3,526,087	789,169	4,107,202	3,652,145
III	FINANCIAL INCOME (ADP 031 to 040)	030	2,136,678	30,429	198,894	586,406
	1, Income from investments in holdings (shares) of undertakings within the group	031	0	0	0	0
	2, Income from investments in holdings (shares) of companies linked by virtue of participating interests	032	0	0	0	0
	3, Income from other long-term financial investment and loans granted to undertakings within the group	033	0	0	0	0

Statement of profit or loss

for the period 1.1.2023 to 31.12.2023
Submitter: AD Plastik Group

ITEM 1	ADP CODE 2	SAME PERIOD OF THE PREVIOUS YEAR		CURRENT PERIOD	
		CUMULATIVE 3	QUARTER 4	CUMULATIVE 5	QUARTER 6
4, Other interest income from operations with undertakings within the group	034	0	0	0	0
5, Exchange rate differences and other financial income from operations with undertakings within the group	035	1,978,658	0	0	279,477
6, Income from other long-term financial investments and loans	036	0	0	0	0
7, Other interest income	037	158,020	30,429	198,894	106,319
8, Exchange rate differences and other financial income	038	0	0	0	200,610
9, Unrealised gains (income) from financial assets	039	0	0	0	0
10, Other financial income	040	0	0	0	0
IV FINANCIAL EXPENSES (ADP 042 to 048)	041	643,397	1,561,617	2,329,991	316,627
1, Interest expenses and similar expenses with undertakings within the group	042	0	0	0	0
2, Exchange rate differences and other expenses from operations with undertakings within the group	043	0	1,376,025	1,269,973	0
3, Interest expenses and similar expenses	044	498,216	131,340	899,425	316,627
4, Exchange rate differences and other expenses	045	145,181	54,252	160,593	0
5, Unrealised losses (expenses) from financial assets	046	0	0	0	0
6, Value adjustments of financial assets (net)	047	0	0	0	0
7, Other financial expenses	048	0	0	0	0
V SHARE IN PROFIT FROM UNDERTAKINGS LINKED BY VIRTUE OF PARTICIPATING INTERESTS	049	5,540,272	2,897,668	4,292,300	847,860
VI SHARE IN PROFIT FROM JOINT VENTURES	050	0	0	0	0
VII SHARE IN LOSS OF COMPANIES LINKED BY VIRTUE OF PARTICIPATING INTEREST	051	0	0	0	0
VIII SHARE IN LOSS OF JOINT VENTURES	052	0	0	0	0
IX TOTAL INCOME (ADP 001+030+049 +050)	053	117,863,290	30,298,664	133,708,260	35,679,408
X TOTAL EXPENDITURE (ADP 007+041+051 + 052)	054	128,681,189	28,901,139	134,069,513	36,441,009
XI PRE-TAX PROFIT OR LOSS (ADP 053-054)	055	-10,817,899	1,397,525	-361,253	-761,601
1, Pre-tax profit (ADP 053-054)	056	0	1,397,525	0	0
2, Pre-tax loss (ADP 054-053)	057	-10,817,899	0	-361,253	-761,601
XII INCOME TAX	058	-1,086,864	-424,077	739,763	742,321
XIII PROFIT OR LOSS FOR THE PERIOD (ADP 055-059)	059	-9,731,035	1,821,602	-1,101,016	-1,503,922
1, Profit for the period (ADP 055-059)	060	0	1,821,602	0	0
2, Loss for the period (ADP 059-055)	061	-9,731,035	0	-1,101,016	-1,503,922
DISCONTINUED OPERATIONS (TO BE FILLED IN BY UNDERTAKINGS SUBJECT TO IFRS ONLY WITH DISCONTINUED OPERATIONS)					
XIV PRE-TAX PROFIT OR LOSS OF DISCONTINUED OPERATIONS (ADP 063-064)	062	0	0	0	0
1, Pre-tax profit from discontinued operations	063	0	0	0	0
2, Pre-tax loss on discontinued operations	064	0	0	0	0

Statement of profit or loss

for the period 1.1.2023 to 31.12.2023
Submitter: AD Plastik Group

ITEM 1	ADP CODE 2	SAME PERIOD OF THE PREVIOUS YEAR		CURRENT PERIOD		
		CUMULATIVE 3	QUARTER 4	CUMULATIVE 5	QUARTER 6	
XV	INCOME TAX OF DISCONTINUED OPERATIONS	065	0	0	0	0
	1, Discontinued operations profit for the period (ADP 062-065)	066	0	0	0	0
	2, Discontinued operations loss for the period (ADP 065-062)	067	0	0	0	0
TOTAL OPERATIONS (TO BE FILLED IN ONLY BY UNDERTAKINGS SUBJECT TO IFRS WITH DISCONTINUED OPERATIONS)						
XVI	PRE-TAX PROFIT OR LOSS (ADP 055--+062)	068	0	0	0	0
	1, Pre-tax profit (ADP 068)	069	0	0	0	0
	2, Pre-tax loss (ADP 068)	070	0	0	0	0
XVII	INCOME TAX (ADP 058+065)	071	0	0	0	0
XVIII	PROFIT OR LOSS FOR THE PERIOD (ADP 068-071)	072	0	0	0	0
	1, Profit for the period (ADP 068-071)	073	0	0	0	0
	2, Loss for the period (ADP 071-068)	074	0	0	0	0
APPENDIX TO THE P&L (TO BE FILLED IN BY UNDERTAKINGS THAT DRAW UP CONSOLIDATED ANNUAL FINANCIAL STATEMENTS)						
XIX	PROFIT OR LOSS FOR THE PERIOD (ADP 076+077)	075	-9,731,035	1,821,602	-1,101,016	-1,503,922
	1, Attributable to owners of the parent	076	-9,731,035	1,821,602	-1,101,016	-1,503,922
	2, Attributable to minority (non-controlling) interest	077	0	0	0	0
STATEMENT OF OTHER COMPREHENSIVE INCOME (TO BE FILLED IN BY UNDERTAKINGS SUBJECT TO IFRS)						
I	PROFIT OR LOSS FOR THE PERIOD	078	-9,731,035	1,821,602	-1,101,016	-1,503,922
II	OTHER COMPREHENSIVE INCOME/LOSS BEFORE TAX (ADP 80+ 87)	079	2,289,581	-8,605,275	-4,203,552	666,350
III	Items that will not be reclassified to profit or loss (ADP 081 to 085)	080	0	0	0	0
	1, Changes in revaluation reserves of fixed tangible and intangible assets	081	0	0	0	0
	2, Gains or losses from subsequent measurement of equity instruments at fair value through other comprehensive income	082	0	0	0	0
	3, Fair value changes of financial liabilities at fair value through statement of profit or loss, attributable to changes in their credit risk	083	0	0	0	0
	4, Actuarial gains/losses on the defined benefit obligation	084	0	0	0	0
	5, Other items that will not be reclassified	085	0	0	0	0
	6, Income tax relating to items that will not be reclassified	086	0	0	0	0

Statement of profit or loss

for the period 1.1.2023 to 31.12.2023
Submitter: AD Plastik Group

	ITEM 1	ADP CODE 2	SAME PERIOD OF THE PREVIOUS YEAR		CURRENT PERIOD	
			CUMULATIVE 3	QUARTER 4	CUMULATIVE 5	QUARTER 6
IV	Items that may be reclassified to profit or loss (ADP 088 to 095)	087	2,289,581	-8,605,275	-4,203,552	666,350
	1, Exchange rate differences from translation of foreign operations	088	2,289,581	-8,605,275	-4,203,552	666,350
	2, Gains or losses from subsequent measurement of debt securities at fair value through other comprehensive income	089	0	0	0	0
	3, Profit or loss arising from effective cash flow hedging	090	0	0	0	0
	4, Profit or loss arising from effective hedge of a net investment in a foreign operation	091	0	0	0	0
	5, Share in other comprehensive income/loss of companies linked by virtue of participating interests	092	0	0	0	0
	6, Changes in fair value of the time value of option	093	0	0	0	0
	7, Changes in fair value of forward elements of forward contracts	094	0	0	0	0
	8, Other items that may be reclassified to profit or loss	095	0	0	0	0
	9, Income tax relating to items that may be reclassified to profit or loss	096	250,425	-568,582	0	0
V	NET OTHER COMPREHENSIVE INCOME OR LOSS (ADP 080+087- 086 - 096)	097	2,039,156	-8,036,693	-4,203,552	666,350
VI	COMPREHENSIVE INCOME OR LOSS FOR THE PERIOD (ADP 078+097)	098	-7,691,879	-6,215,091	-5,304,568	-837,572
APPENDIX TO THE STATEMENT ON COMPREHENSIVE INCOME (TO BE FILLED IN BY UNDERTAKINGS THAT DRAW UP CONSOLIDATED STATEMENTS)						
VII	COMPREHENSIVE INCOME OR LOSS FOR THE PERIOD (ADP 100+101)	099	-7,691,879	-6,215,091	-5,304,568	-837,572
	1, Attributable to owners of the parent	100	-7,691,879	-6,215,091	-5,304,568	-837,572
	2, Attributable to minority (non-controlling) interest	101	0	0	0	0



Statement of cash flows

for the period 1.1.2023 to 31.12.2023
Submitter: AD Plastik Group

indirect method

ITEM 1	ADP CODE 2	SAME PERIOD OF THE PREVIOUS YEAR 3	CURRENT PERIOD 4
CASH FLOW FROM OPERATING ACTIVITIES			
1, Pre-tax profit	001	-10,817,899	-361,253
2, Adjustments (ADP 003 to 010):	002	12,429,395	7,650,332
a) Depreciation	003	12,207,096	10,238,901
b) Gains and losses from sale and value adjustment of fixed tangible and intangible assets	004	3,678,512	-3,148,608
c) Gains and losses from sale and unrealised gains and losses and value adjustment of financial assets	005	0	0
d) Interest and dividend income	006	-158,020	-198,894
e) Interest expenses	007	498,211	899,425
f) Provisions	008	-433,211	36,959
g) Exchange rate differences (unrealised)	009	275,902	-101,789
h) Other adjustments for non-cash transactions and unrealised gains and losses	010	-3,639,095	-75,662
I Cash flow increase or decrease before changes in working capital (ADP 001+002)	011	1,611,496	7,289,079
3, Changes in the working capital (ADP 013 to 016)	012	14,216,265	-12,396,182
a) Increase or decrease in short-term liabilities	013	4,519,098	2,648,667
b) Increase or decrease in short-term receivables	014	15,752,045	-8,344,771
c) Increase or decrease in inventories	015	-6,054,878	-6,700,078
d) Other increase or decrease in working capital	016	0	0
II Cash from operations (ADP 011+012)	017	15,827,761	-5,107,103
4, Interest paid	018	-558,042	-828,234
5, Income tax paid	019	-88,441	-33,482
A NET CASH FLOW FROM OPERATING ACTIVITIES (ADP 017 to 019)	020	15,181,278	-5,968,819
CASH FLOW FROM INVESTMENT ACTIVITIES			
1, Cash receipts from sales of fixed tangible and intangible assets	021	263,637	3,878,959
2, Cash receipts from sales of financial instruments	022	0	0
3, Interest received	023	156,223	178,913
4, Dividends received	024	2,029,890	4,341,348
5, Cash receipts from repayment of loans and deposits	025	0	0
6, Other cash receipts from investment activities	026	0	0
III Total cash receipts from investment activities (ADP 021 to 026)	027	2,449,750	8,399,220
1, Cash payments for the purchase of fixed tangible and intangible assets	028	-6,918,449	-9,205,169
2, Cash payments for the acquisition of financial instruments	029	0	0
3, Cash payments for loans and deposits for the period	030	0	0
4, Acquisition of a subsidiary, net of cash acquired	031	0	0
5, Other cash payments from investment activities	032	0	0
IV Total cash payments from investment activities (ADP 028 to 032)	033	-6,918,449	-9,205,169
B NET CASH FLOW FROM INVESTMENT ACTIVITIES (ADP 027 +033)	034	-4,468,699	-805,949

Statement of cash flows

for the period 1.1.2023 to 31.12.2023
Submitter: AD Plastik Group

indirect method

ITEM 1	ADP CODE 2	SAME PERIOD OF THE PREVIOUS YEAR 3	CURRENT PERIOD 4
CASH FLOW FROM FINANCING ACTIVITIES			
1, Cash receipts from the increase in initial (subscribed) capital	035	0	0
2, Cash receipts from the issue of equity financial instruments and debt financial instruments	036	0	0
3, Cash receipts from credit principals, loans and other borrowings	037	7,695,010	19,494,897
4, Other cash receipts from financing activities	038	0	0
V Total cash receipts from financing activities (ADP 035 to 038)	039	7,695,010	19,494,897
1, Cash payments for the repayment of credit principals, loans and other borrowings and debt financial instruments	040	-17,261,518	-11,569,213
2, Cash payments for dividends	041	0	0
3, Cash payments for finance lease	042	-1,161,848	-1,155,124
4, Cash payments for the redemption of treasury shares and decrease in initial (subscribed) capital	043	0	0
5, Other cash payments from financing activities	044	0	0
VI Total cash payments from financing activities (ADP 040 to 044)	045	-18,423,366	-12,724,337
C NET CASH FLOW FROM FINANCING ACTIVITIES (ADP 039 +045)	046	-10,728,356	6,770,560
1, Unrealised exchange rate differences in respect of cash and cash equivalents	047	61,733	4,193
D NET INCREASE OR DECREASE IN CASH FLOWS (ADP 020+034+046+047)	048	45,956	-15
E CASH AND CASH EQUIVALENTS AT THE BEGINNING OF THE PERIOD	049	4,001,921	4,047,876
F CASH AND CASH EQUIVALENTS AT THE END OF THE PERIOD (ADP 048+049)	050	4,047,877	4,047,861



Statement of changes in equity

for the period 11.2023 to 31.12.2023
Submitter: AD Plastik Group

Item	ADP code	Attributable to owners of the parent																	Minority non-controlling interest	Total capital and reserves
		Initial (subscribed) capital	Capital reserves	Legal reserves	Reserves for treasury shares	Treasury shares and holdings (deductible item)	Statutory reserves	Other reserves	Revaluation reserves	Fair value of financial assets through other comprehensive income (available for sale)	Cash flow hedge - effective portion	Hedge of a net investment in a foreign operation - effective portion	Other fair value reserves	Exchange rate differences from translation of foreign operations	Retained profit / loss brought forward	Profit/loss for the business year	Total attributable to owners of the parent			
1	2	3	4	5	6	7	8	9	10	11	12	13	14	15	16	17	18 (3 do 6 - 7 + 8 do 17)	19	20 (18+19)	
Previous period																				
1. Balance on the first day of the previous business year	01	55,738,058	25,574,127	885,809	2,772,641	1,141,457	16,639	9,050,846	-2,105,251	0	0	0	0	-6,196,273	22,448,781	4,343,086	111,387,006	0	111,387,006	
2. Changes in accounting policies	02	0	0	0	0	0	0	0	0	0	0	0	0	0	0	0	0	0	0	
3. Correction of errors	03	0	0	0	0	0	0	0	0	0	0	0	0	0	0	0	0	0	0	
4. Balance on the first day of the previous business year (restated) (ADP 01 to 03)	04	55,738,058	25,574,127	885,809	2,772,641	1,141,457	16,639	9,050,846	-2,105,251	0	0	0	0	-6,196,273	22,448,781	4,343,086	111,387,006	0	111,387,006	
5. Profit/loss of the period	05	0	0	0	0	0	0	0	0	0	0	0	0	0	0	-9,731,035	-9,731,035	0	-9,731,035	
6. Exchange rate differences from translation of foreign operations	06	0	0	0	0	0	0	0	0	0	0	0	0	1,037,458	0	0	1,037,458	0	1,037,458	
7. Changes in revaluation reserves of fixed tangible and intangible assets	07	0	0	0	0	0	0	0	0	0	0	0	0	0	0	0	0	0	0	
8. Gains or losses from subsequent measurement of financial assets at fair value through other comprehensive income (available for sale)	08	0	0	0	0	0	0	0	0	0	0	0	0	0	0	0	0	0	0	
9. Profit or loss arising from effective cash flow hedge	09	0	0	0	0	0	0	0	0	0	0	0	0	0	0	0	0	0	0	
10. Profit or loss arising from effective hedge of a net investment in a foreign operation	10	0	0	0	0	0	0	0	0	0	0	0	0	0	0	0	0	0	0	
11. Share in other comprehensive income/loss of companies linked by virtue of participating interests	11	0	0	0	0	0	0	0	0	0	0	0	0	0	0	0	0	0	0	
12. Actuarial gains/losses on the defined benefit obligation	12	0	0	0	0	0	0	0	0	0	0	0	0	0	0	0	0	0	0	
13. Other changes in equity unrelated to owners	13	0	0	0	0	0	0	0	1,221,583	0	0	0	0	0	0	0	1,221,583	0	1,221,583	
14. Tax on transactions recognised directly in equity	14	0	0	0	0	0	0	0	-219,885	0	0	0	0	0	0	0	-219,885	0	-219,885	

Statement of changes in equity

for the period 11.2023 to 31.12.2023
Submitter: AD Plastik Group

Item 1	ADP code 2	Attributable to owners of the parent															Minority non-controlling interest 19	Total capital and reserves 20 (18+19)		
		Initial (subscribed) capital 3	Capital reserves 4	Legal reserves 5	Reserves for treasury shares 6	Treasury shares and holdings (deducti- ble item) 7	Statutory reserves 8	Other reserves 9	Revaluation reserves 10	Fair value of finan- cial assets through other comprehen- sive income (availa- ble for sale) 11	Cash flow hedge - effective portion 12	Hedge of a net in- vestment in a foreign operation - effective portion 13	Other fair value reserves 14	Exchange rate differences from translation of for- eign operations 15	Retained profit / loss brought forward 16	Profit/loss for the business year 17			18 (3 do 6 - 7 + 8 do 17)	
15. Decrease in initial (subscribed) capital (other than arising from the pre-bankruptcy settlement procedure or from the reinvestment of profit)	15	0	0	0	0	0	0	0	0	0	0	0	0	0	0	0	0	0	0	0
16. Decrease in initial (subscribed) capital arising from the pre-bankruptcy settlement procedure	16	0	0	0	0	0	0	0	0	0	0	0	0	0	0	0	0	0	0	0
17. Decrease in initial (subscribed) capital arising from the reinvestment of profit	17	0	0	0	0	0	0	0	0	0	0	0	0	0	0	0	0	0	0	0
18. Redemption of treasury shares/holdings	18	0	0	0	0	0	0	0	0	0	0	0	0	0	0	0	0	0	0	0
19. Payments from members/shareholders	19	0	0	0	0	0	0	0	0	0	0	0	0	0	0	0	0	0	0	0
20. Payment of share in profit/dividend	20	0	0	0	0	0	0	0	0	0	0	0	0	0	0	0	0	0	0	0
21. Other distributions and payments to members/shareholders	21	0	-117,972	0	0	-220,456	0	-2,169,858	0	0	0	0	0	0	2,169,858	0	102,484	0	102,484	0
22. Transfer to reserves according to the annual schedule	22	0	0	0	0	0	0	0	0	0	0	0	0	4,343,086	-4,343,086	0	0	0	0	0
23. Increase in reserves arising from the pre-bankruptcy settlement procedure	23	0	0	0	0	0	0	0	0	0	0	0	0	0	0	0	0	0	0	0
24. Balance on the last day of the previous business year reporting period (ADP 04 to 23)	24	55,738,058	25,456,155	885,809	2,772,641	921,001	16,639	6,880,988	-1,103,553	0	0	0	0	-5,158,815	28,961,725	-9,731,035	103,797,611	0	103,797,611	0
APPENDIX TO THE STATEMENT OF CHANGES IN EQUITY (to be filled in by undertakings that draw up financial statements in accordance with the IFRS)																				
I OTHER COMPREHENSIVE INCOME OF THE PREVIOUS PERIOD, NET OF TAX (ADP 06 to 14)	25	0	0	0	0	0	0	0	1,001,698	0	0	0	0	1,037,458	0	0	2,039,156	0	2,039,156	0
II COMPREHENSIVE INCOME OR LOSS FOR THE PREVIOUS PERIOD (ADP 05+25)	26	0	0	0	0	0	0	0	1,001,698	0	0	0	0	1,037,458	0	-9,731,035	-7,691,879	0	-7,691,879	0
III TRANSACTIONS WITH OWNERS IN THE PREVIOUS PERIOD RECOGNISED DIRECTLY IN EQUITY (ADP 15 to 23)	27	0	-117,972	0	0	-220,456	0	-2,169,858	0	0	0	0	0	0	6,512,944	-4,343,086	102,484	0	102,484	0

Statement of changes in equity

for the period 11.2023 to 31.12.2023
Submitter: AD Plastik Group

Item	ADP code	Attributable to owners of the parent																	Minority non-controlling interest	Total capital and reserves
		Initial (subscribed) capital	Capital reserves	Legal reserves	Reserves for treasury shares	Treasury shares and holdings (deductible item)	Statutory reserves	Other reserves	Revaluation reserves	Fair value of financial assets through other comprehensive income (available for sale)	Cash flow hedge - effective portion	Hedge of a net investment in a foreign operation - effective portion	Other fair value reserves	Exchange rate differences from translation of foreign operations	Retained profit / loss brought forward	Profit/loss for the business year	Total attributable to owners of the parent 18 (3 do 6 - 7 + 8 do 17)			
1	2	3	4	5	6	7	8	9	10	11	12	13	14	15	16	17	18 (3 do 6 - 7 + 8 do 17)	19	20 (18+19)	
Current period																				
1. Balance on the first day of the current business year	28	55,738,058	25,456,155	885,809	2,772,641	921,001	16,639	6,880,988	-1,103,553	0	0	0	0	-5,158,815	28,961,725	-9,731,035	103,797,611	0	103,797,611	
2. Changes in accounting policies	29	0	0	0	0	0	0	0	0	0	0	0	0	0	0	0	0	0	0	
3. Correction of errors	30	0	0	0	0	0	0	0	0	0	0	0	0	0	0	0	0	0	0	
4. Balance on the first day of the current business year (restated) (AOP 28 to 30)	31	55,738,058	25,456,155	885,809	2,772,641	921,001	16,639	6,880,988	-1,103,553	0	0	0	0	-5,158,815	28,961,725	-9,731,035	103,797,611	0	103,797,611	
5. Profit/loss of the period	32	0	0	0	0	0	0	0	0	0	0	0	0	0	0	-1,101,016	-1,101,016	0	-1,101,016	
6. Exchange rate differences from translation of foreign operations	33	0	0	0	0	0	0	0	0	0	0	0	0	-1,460,135	0	0	-1,460,135	0	-1,460,135	
7. Changes in revaluation reserves of fixed tangible and intangible assets	34	0	0	0	0	0	0	0	0	0	0	0	0	0	0	0	0	0	0	
8. Gains or losses from subsequent measurement of financial assets at fair value through other comprehensive income (available for sale)	35	0	0	0	0	0	0	0	0	0	0	0	0	0	0	0	0	0	0	
9. Profit or loss arising from effective cash flow hedge	36	0	0	0	0	0	0	0	0	0	0	0	0	0	0	0	0	0	0	
10. Profit or loss arising from effective hedge of a net investment in a foreign operation	37	0	0	0	0	0	0	0	0	0	0	0	0	0	0	0	0	0	0	
11. Share in other comprehensive income/loss of companies linked by virtue of participating interests	38	0	0	0	0	0	0	0	0	0	0	0	0	0	0	0	0	0	0	
12. Actuarial gains/losses on the defined benefit obligation	39	0	0	0	0	0	0	0	0	0	0	0	0	0	0	0	0	0	0	
13. Other changes in equity unrelated to owners	40	0	0	0	0	0	0	0	-3,345,631	0	0	0	0	0	0	0	-3,345,631	0	-3,345,631	
14. Tax on transactions recognised directly in equity	41	0	0	0	0	0	0	0	602,214	0	0	0	0	0	0	0	602,214	0	602,214	

Statement of changes in equity

for the period 11.2023 to 31.12.2023
Submitter: AD Plastik Group

Item 1	ADP code 2	Attributable to owners of the parent															Minority non-controlling interest 19	Total capital and reserves 20 (18+19)	
		Initial (subscribed) capital 3	Capital reserves 4	Legal reserves 5	Reserves for treasury shares 6	Treasury shares and holdings (deductible item) 7	Statutory reserves 8	Other reserves 9	Revaluation reserves 10	Fair value of financial assets through other comprehensive income (available for sale) 11	Cash flow hedge - effective portion 12	Hedge of a net investment in a foreign operation - effective portion 13	Other fair value reserves 14	Exchange rate differences from translation of foreign operations 15	Retained profit / loss brought forward 16	Profit/loss for the business year 17			Total attributable to owners of the parent 18 (3 do 6 - 7 + 8 do 17)
15. Decrease in initial (subscribed) capital (other than arising from the pre-bankruptcy settlement procedure or from the reinvestment of profit)	42	0	0	0	0	0	0	0	0	0	0	0	0	0	0	0	0	0	0
16. Decrease in initial (subscribed) capital arising from the pre-bankruptcy settlement procedure	43	0	0	0	0	0	0	0	0	0	0	0	0	0	0	0	0	0	0
17. Decrease in initial (subscribed) capital arising from the reinvestment of profit	44	0	0	0	0	0	0	0	0	0	0	0	0	0	0	0	0	0	0
18. Redemption of treasury shares/holdings	45	0	0	0	0	0	0	0	0	0	0	0	0	0	0	0	0	0	0
19. Payments from members/shareholders	46	0	0	0	0	0	0	0	0	0	0	0	0	0	0	0	0	0	0
20. Payment of share in profit/dividend	47	0	0	0	0	0	0	0	0	0	0	0	0	0	0	0	0	0	0
21. Other distributions and payments to members/shareholders	48	-1,143,466	482,150	-11	0	-49,874	0	0	50,870	0	0	0	0	0	583,249	0	22,666	0	22,666
22. Carryforward per annual plane	49	0	0	0	0	0	0	0	0	0	0	0	0	-9,731,035	9,731,035	0	0	0	0
23. Increase in reserves arising from the pre-bankruptcy settlement procedure	50	0	0	0	0	0	0	0	0	0	0	0	0	0	0	0	0	0	0
24. Balance on the last day of the current business year reporting period (ADP 31 to 50)	51	54,594,592	25,938,305	885,798	2,772,641	871,127	16,639	6,880,988	-3,796,100	0	0	0	0	-6,618,950	19,813,939	-1,101,016	98,515,709	0	98,515,709
APPENDIX TO THE STATEMENT OF CHANGES IN EQUITY (to be filled in by undertakings that draw up financial statements in accordance with the IFRS)																			
I OTHER COMPREHENSIVE INCOME FOR THE CURRENT PERIOD, NET OF TAX (ADP 33 to 41)	52	0	0	0	0	0	0	0	-2,743,417	0	0	0	0	-1,460,135	0	0	-4,203,552	0	-4,203,552
II COMPREHENSIVE INCOME OR LOSS FOR THE CURRENT PERIOD (ADP 32 do 52)	53	0	0	0	0	0	0	0	-2,743,417	0	0	0	0	-1,460,135	0	-1,101,016	-5,304,568	0	-5,304,568
III TRANSACTIONS WITH OWNERS IN THE CURRENT PERIOD RECOGNISED DIRECTLY IN EQUITY (ADP 42 to 50)	54	-1,143,466	482,150	-11	0	-49,874	0	0	50,870	0	0	0	0	0	-9,147,786	9,731,035	22,666	0	22,666

Notes to Financial Statements - QFS

(drawn up for quarterly reporting periods)

Name of the issuer:.....AD Plastik d.d.

Headquarter:Ul. Antuna Gustava Matoša 8, 21210, Solin, Hrvatska

Personal identification
number (OIB):48351740621

MBS:060007090

Reporting period:1. 1. 2023. to 31. 12. 2023.

Notes to financial statements are available as part of AD Plastik Group's Unaudited financial statement. Unaudited financial statement is available on Zagreb Stock Exchange website.

AD Plastik Group Integrated annual report for 2022 year is available on Zagreb Stock Exchange website.

Same accounting policies are applied while drawing up financial statements for current reporting period as in the latest annual financial statements.

AD Plastik d.d. has issued corporate guarantees for the needs of subsidiaries in the following amounts: to banks HRK 7,700 thousand and to suppliers HRK 1,385 thousand.

Amount owed by AD Plastik Group and falling due after more than five years amounts to EUR 830 thousand.

The average number of employees of AD Plastik Group in the period from 1.1.2023. to 31.12.2023. was 1,922.

In intangible assets in the period from 1.1.2023. to 31.12.2023., the cost of net salaries and wages of EUR 388,489, the cost of taxes and contributions from salaries of EUR 153,598, and the cost of contributions to salaries of EUR 80,573 were capitalized.

Deffered tax assets balance increased by EUR 673 thousand in the reporting period. Deferred tax asset on 31.12.2022 amounts EUR 1,944 thousand.

A large, stylized number '3' is positioned in the background, rendered in a lighter shade of green than the overall background. The number is composed of thick, rounded strokes and is partially obscured by the text on the left.

**Financial
statement
of the
company
AD Plastik**

Annex 1

Issuer's general data

Reporting period:	01.01.2023	to	31.12.2023
Year:	2023	Quarter:	4

Quarterly financial statements

Registration number (MB):	3440494	Issuer's home Member State code:	HR
Entity's registration number (MBS):	60007090		
Personal identification number (OIB):	48351740621	LEI:	549300NFX18SRZHNT751
Institution code:	382		
Name of the issuer:	AD PLASTIK d.d.		
Postcode and town:	21210	Solin	
Street and house number:	Matoševa 8		
E-mail address:	informacije@adplastik.hr		
Web address:	www.adplastik.hr		
Number of employees (end of the reporting period):		1120	
Consolidated report:	KN	(KN-not consolidated / KD-consolidated)	
Audited:	RN	(RN-not audited / RD-audited)	

Bookkeeping firm:	NO	(Yes/No)
Contact person:	Jurun Krešimir	(only name and surname of the contact person)
Telephone:	021/206-663	
E-mail address:	kresimir.jurun@adplastik.hr	
Audit firm:		(name of the audit firm)
Certified auditor:		(name and surname)

Balance sheet

balance as at 31.12.2023, submitter: AD Plastik d.d.

	ITEM 1	ADP CODE 2	LAST DAY OF THE PRECEDING BUSI- NESS YEAR 3	AT THE REPORT- ING DATE OF THE CURRENT PERIOD 4
ASSETS				
A	RECEIVABLES FOR SUBSCRIBED CAPITAL UNPAID	001	0	0
B	FIXED ASSETS (ADP 003+010+020+031+036)	002	114,404,887	115,570,296
	I INTANGIBLE ASSETS (ADP 004 to 009)	003	7,380,304	8,725,299
	1. Research and development	004	3,467,492	2,826,865
	2. Concessions, patents, licences, trademarks, software and other rights	005	283,711	196,636
	3. Goodwill	006	0	0
	4. Advances for the purchase of intangible assets	007	0	0
	5. Intangible assets in preparation	008	3,415,900	5,635,240
	6. Other intangible assets	009	213,201	66,558
	II TANGIBLE ASSETS (ADP 011 to 019)	010	72,294,979	71,228,870
	1. Land	011	17,365,617	17,365,617
	2. Buildings	012	23,116,546	24,351,000
	3. Plant and equipment	013	20,118,147	17,784,245
	4. Tools, working inventory and transportation assets	014	4,280,653	3,774,320
	5. Biological assets	015	0	0
	6. Advances for the purchase of tangible assets	016	0	0
	7. Tangible assets in preparation	017	2,592,281	2,584,710
	8. Other tangible assets	018	1,860,708	2,112,527
	9. Investment property	019	2,961,027	3,256,451
	III FIXED FINANCIAL ASSETS (ADP 021 to 030)	020	28,018,635	31,497,331
	1. Investments in holdings (shares) of undertakings within the group	021	12,092,141	12,092,141
	2. Investments in other securities of undertakings within the group	022	0	0
	3. Loans, deposits, etc. to undertakings within the group	023	13,039,089	16,517,785
	4. Investments in holdings (shares) of companies linked by virtue of participating interests	024	2,887,405	2,887,405
	5. Investment in other securities of companies linked by virtue of participating interests	025	0	0
	6. Loans, deposits etc. to companies linked by virtue of participating interests	026	0	0
	7. Investments in securities	027	0	0
	8. Loans, deposits, etc. given	028	0	0
	9. Other investments accounted for using the equity method	029	0	0
	10. Other fixed financial assets	030	0	0
	IV RECEIVABLES (ADP 032 to 035)	031	4,715,519	2,182,489
	1. Receivables from undertakings within the group	032	4,715,519	2,182,489
	2. Receivables from companies linked by virtue of participating interests	033	0	0
	3. Customer receivables	034	0	0
	4. Other receivables	035	0	0
	V DEFERRED TAX ASSETS	036	1,995,450	1,936,307
C	CURRENT ASSETS (ADP 038+046+053+063)	037	33,965,018	48,039,210
	I INVENTORIES (ADP 039 to 045)	038	13,729,825	22,608,090
	1. Raw materials and consumables	039	7,257,793	6,051,643
	2. Work in progress	040	939,859	1,040,352
	3. Finished goods	041	2,145,454	1,953,279
	4. Merchandise	042	1,613,077	9,773,183

Balance sheet

balance as at 31.12.2023, submitter: AD Plastik d.d.

ITEM	ADP CODE	LAST DAY OF THE PRECEDING BUSINESS YEAR	AT THE REPORTING DATE OF THE CURRENT PERIOD
1	2	3	4
5, Advances for inventories	043	1,773,642	3,789,633
6, Fixed assets held for sale	044	0	0
7, Biological assets	045	0	0
II RECEIVABLES (ADP 047 to 052)	046	15,751,933	22,047,079
1, Receivables from undertakings within the group	047	3,317,531	3,397,986
2, Receivables from companies linked by virtue of participating interests	048	513,647	1,123,466
3, Customer receivables	049	9,917,976	13,345,574
4, Receivables from employees and members of the undertaking	050	189	162,296
5, Receivables from government and other institutions	051	1,492,318	2,856,892
6, Other receivables	052	510,272	1,160,865
III CURRENT FINANCIAL ASSETS (ADP 054 to 062)	053	2,105,256	2,353,973
1, Investments in holdings (shares) of undertakings within the group	054	0	0
2, Investments in other securities of undertakings within the group	055	0	0
3, Loans, deposits, etc, to undertakings within the group	056	2,105,256	2,353,973
4, Investments in holdings (shares) of companies linked by virtue of participating interests	057	0	0
5, Investment in other securities of companies linked by virtue of participating interests	058	0	0
6, Loans, deposits etc, to companies linked by virtue of participating interests	059	0	0
7, Investments in securities	060	0	0
8, Loans, deposits, etc, given	061	0	0
9, Other financial assets	062	0	0
IV CASH AT BANK AND IN HAND	063	2,378,004	1,030,068
D PREPAID EXPENSES AND ACCRUED INCOME	064	1,059,314	777,661
E TOTAL ASSETS (ADP 001+002+037+064)	065	149,429,219	164,387,167
F OFF-BALANCE SHEET ITEMS	066	11,490,602	10,336,308
LIABILITIES			
A CAPITAL AND RESERVES (ADP 068 to 070+076+077+081+084+087)	067	90,044,726	91,285,155
I INITIAL (SUBSCRIBED) CAPITAL	068	55,738,058	54,594,592
II CAPITAL RESERVES	069	25,402,255	25,884,472
III RESERVES FROM PROFIT (ADP 071+072-073+074+075)	070	9,546,067	9,595,941
1, Legal reserves	071	813,439	813,439
2, Reserves for treasury shares	072	2,772,641	2,772,641
3, Treasury shares and holdings (deductible item)	073	-921,001	-871,127
4, Statutory reserves	074	0	0
5, Other reserves	075	6,880,988	6,880,988
IV REVALUATION RESERVES	076	0	0
V FAIR VALUE RESERVES AND OTHER (ADP 078 to 082)	077	0	0
1, Financial assets at fair value through other comprehensive income (i.e, available for sale)	078	0	0
2, Cash flow hedge - effective portion	079	0	0
3, Hedge of a net investment in a foreign operation - effective portion	080	0	0
4, Other fair value reserves	081	0	0
5, Exchange differences arising from the translation of foreign operations (consolidation)	082	0	0

Balance sheet

balance as at 31.12.2023, submitter: AD Plastik d.d.

ITEM		ADP CODE	LAST DAY OF THE PRECEDING BUSINESS YEAR	AT THE REPORTING DATE OF THE CURRENT PERIOD
1		2	3	4
VI	RETAINED PROFIT OR LOSS BROUGHT FORWARD (ADP 084-085)	083	13,101,826	0
	1 Retained profit	084	13,101,826	0
	2 Loss brought forward	085	0	0
VII	PROFIT OR LOSS FOR THE BUSINESS YEAR (ADP 087-088)	086	-13,743,480	1,210,150
	1. Profit for the business year	087	0	1,210,150
	2. Loss for the business year	088	13,743,480	0
	VIII MINORITY (NON-CONTROLLING) INTEREST	089	0	0
B	PROVISIONS (ADP 091 to 096)	090	408,891	384,843
	1. Provisions for pensions, termination benefits and similar obligations	091	238,220	245,438
	2. Provisions for tax liabilities	092	0	0
	3. Provisions for ongoing legal cases	093	0	0
	4. Provisions for renewal of natural resources	094	0	0
	5. Provisions for warranty obligations	095	0	0
	6. Other provisions	096	170,671	139,405
C	LONG-TERM LIABILITIES (ADP 098 to 108)	097	22,330,796	29,294,961
	1. Liabilities to undertakings within the group	098	0	0
	2. Liabilities for loans, deposits, etc. of undertakings within the group	099	0	0
	3. Liabilities to companies linked by virtue of participating interests	100	0	0
	4. Liabilities for loans, deposits etc. of companies linked by virtue of participating interests	101	0	0
	5. Liabilities for loans, deposits etc.	102	0	0
	6. Liabilities to banks and other financial institutions	103	21,225,728	27,962,363
	7. Liabilities for advance payments	104	0	0
	8. Liabilities to suppliers	105	0	0
	9. Liabilities for securities	106	0	0
	10. Other long-term liabilities	107	1,105,068	1,332,598
	11. Deferred tax liability	108	0	0
D	SHORT-TERM LIABILITIES (ADP 110 to 123)	109	35,146,083	42,309,331
	1. Liabilities to undertakings within the group	110	1,415,165	2,143,409
	2. Liabilities for loans, deposits, etc. of undertakings within the group	111	0	0
	3. Liabilities to companies linked by virtue of participating interests	112	0	0
	4. Liabilities for loans, deposits etc. of companies linked by virtue of participating interests	113	0	0
	5. Liabilities for loans, deposits etc.	114	2,507,562	2,507,562
	6. Liabilities to banks and other financial institutions	115	12,266,700	14,534,108
	7. Liabilities for advance payments	116	3,381,065	5,245,997
	8. Liabilities to suppliers	117	11,864,676	14,410,372
	9. Liabilities for securities	118	0	0
	10. Liabilities to employees	119	1,165,515	1,210,441
	11. Taxes, contributions and similar liabilities	120	586,493	613,745
	12. Liabilities arising from the share in the result	121	27,819	22,349
	13. Liabilities arising from fixed assets held for sale	122	0	0
	14. Other short-term liabilities	123	1,931,088	1,621,348
E	ACCRUALS AND DEFERRED INCOME	124	1,498,723	1,112,877
F	TOTAL – LIABILITIES (ADP 067+090+097+109+124)	125	149,429,219	164,387,167
G	OFF-BALANCE SHEET ITEMS	126	11,490,602	10,336,308

Statement of profit or loss

for the period 1.1.2023 to 31.12.2023
Submitter: AD Plastik d.d.

	ITEM 1	ADP CODE 2	SAME PERIOD OF THE PREVIOUS YEAR		CURRENT PERIOD	
			CUMULATIVE 3	QUARTER 4	CUMULATIVE 5	QUARTER 6
I	OPERATING INCOME (ADP 002 to 006)	001	81,869,646	20,813,049	94,520,744	24,457,013
	1, Income from sales with undertakings within the group	002	4,468,401	1,125,318	4,211,854	1,024,155
	2, Income from sales (outside group)	003	75,531,115	18,970,405	84,882,372	22,337,177
	3, Income from the use of own products, goods and services	004	222,587	63,910	40,726	13,576
	4, Other operating income with undertakings within the group	005	232,044	66,546	950,881	356,985
	5, Other operating income (outside the group)	006	1,415,499	586,870	4,434,911	725,120
II	OPERATING EXPENSES (ADP 008+009+010+011+012+013+014+015+016+017+018+019+020+021+022+023+024+025+026+027+028)	007	92,189,994	26,358,767	97,935,332	25,365,353
	1, Changes in inventories of work in progress and finished goods	008	-12,057	-129,453	92,958	-228,939
	2, Material costs (ADP 010 to 012)	009	58,868,228	15,851,373	65,461,684	16,822,647
	a) Costs of raw materials and consumables	010	40,522,814	11,171,796	44,617,448	11,759,052
	b) Costs of goods sold	011	10,155,982	2,203,900	11,938,808	2,620,751
	c) Other external costs	012	8,189,432	2,475,677	8,905,428	2,442,844
	3, Staff costs (ADP 014 to 016)	013	18,245,582	4,896,197	20,107,369	4,969,941
	a) Net salaries and wages	014	11,622,544	3,059,861	12,545,358	3,091,372
	b) Tax and contributions from salary costs	015	4,294,377	1,260,976	4,960,102	1,224,760
	c) Contributions on salaries	016	2,328,661	575,360	2,601,909	653,809
	4, Depreciation	017	8,828,226	2,107,928	7,335,220	1,955,785
	5, Other costs	018	2,856,127	375,040	4,241,919	1,358,095
	6, Value adjustments (ADP 020+021)	019	0	0	0	0
	a) fixed assets other than financial assets	020	0	0	0	0
	b) current assets other than financial assets	021	0	0	0	0
	7, Provisions (ADP 023 to 028)	022	478,564	478,564	170,535	170,535
	a) Provisions for pensions, termination benefits and similar obligations	023	0	0	17,520	17,520
	b) Provisions for tax liabilities	024	0	0	0	0
	c) Provisions for ongoing legal cases	025	209,997	209,997	11,125	11,125
	d) Provisions for renewal of natural resources	026	0	0	0	0
	e) Provisions for warranty obligations	027	0	0	0	0
	f) Other provisions	028	268,567	268,567	141,890	141,890
	8, Other operating expenses	029	2,925,324	2,779,118	525,647	317,289
III	FINANCIAL INCOME (ADP 031 to 040)	030	2,493,732	648,189	5,336,994	2,570,619
	1, Income from investments in holdings (shares) of undertakings within the group	031	0	0	0	0
	2, Income from investments in holdings (shares) of companies linked by virtue of participating interests	032	2,030,085	518,964	4,960,006	2,476,477
	3, Income from other long-term financial investment and loans granted to undertakings within the group	033	0	0	0	0

Statement of profit or loss

for the period 1.1.2023 to 31.12.2023
Submitter: AD Plastik d.d.

ITEM 1	ADP CODE 2	SAME PERIOD OF THE PREVIOUS YEAR		CURRENT PERIOD	
		CUMULATIVE 3	QUARTER 4	CUMULATIVE 5	QUARTER 6
4, Other interest income from operations with undertakings within the group	034	410,579	103,951	376,723	93,868
5, Exchange rate differences and other financial income from operations with undertakings within the group	035	52,867	25,110	0	0
6, Income from other long-term financial investments and loans	036	0	0	0	0
7, Other interest income	037	201	164	172	78
8, Exchange rate differences and other financial income	038	0	0	93	196
9, Unrealised gains (income) from financial assets	039	0	0	0	0
10, Other financial income	040	0	0	0	0
IV FINANCIAL EXPENSES (ADP 042 to 048)	041	7,419,490	-2,828,589	653,113	247,919
1, Interest expenses and similar expenses with undertakings within the group	042	0	0	0	0
2, Exchange rate differences and other expenses from operations with undertakings within the group	043	0	0	0	0
3, Interest expenses and similar expenses	044	383,146	93,070	653,113	247,919
4, Exchange rate differences and other expenses	045	22,710	18,918	0	0
5, Unrealised losses (expenses) from financial assets	046	0	0	0	0
6, Value adjustments of financial assets (net)	047	7,013,634	-2,940,577	0	0
7, Other financial expenses	048	0	0	0	0
V SHARE IN PROFIT FROM UNDERTAKINGS LINKED BY VIRTUE OF PARTICIPATING INTERESTS	049	0	0	0	0
VI SHARE IN PROFIT FROM JOINT VENTURES	050	0	0	0	0
VII SHARE IN LOSS OF COMPANIES LINKED BY VIRTUE OF PARTICIPATING INTEREST	051	0	0	0	0
VIII SHARE IN LOSS OF JOINT VENTURES	052	0	0	0	0
IX TOTAL INCOME (ADP 001+030+049 +050)	053	84,363,378	21,461,238	99,857,738	27,027,632
X TOTAL EXPENDITURE (ADP 007+041+051 + 052)	054	99,609,484	23,530,178	98,588,445	25,613,272
XI PRE-TAX PROFIT OR LOSS (ADP 053-054)	055	-15,246,106	-2,068,940	1,269,293	1,414,360
1, Pre-tax profit (ADP 053-054)	056	0	0	1,269,293	1,414,360
2, Pre-tax loss (ADP 054-053)	057	-15,246,106	-2,068,940	0	0
XII INCOME TAX	058	-1,502,626	-934,537	59,143	322,003
XIII PROFIT OR LOSS FOR THE PERIOD (ADP 055-059)	059	-13,743,480	-1,134,403	1,210,150	1,092,357
1, Profit for the period (ADP 055-059)	060	0	0	1,210,150	1,092,357
2, Loss for the period (ADP 059-055)	061	-13,743,480	-1,134,403	0	0
DISCONTINUED OPERATIONS (TO BE FILLED IN BY UNDERTAKINGS SUBJECT TO IFRS ONLY WITH DISCONTINUED OPERATIONS)					
XIV PRE-TAX PROFIT OR LOSS OF DISCONTINUED OPERATIONS (ADP 063-064)	062	0	0	0	0
1, Pre-tax profit from discontinued operations	063	0	0	0	0
2, Pre-tax loss on discontinued operations	064	0	0	0	0

Statement of profit or loss


for the period 1.1.2023 to 31.12.2023
Submitter: AD Plastik d.d.

ITEM 1	ADP CODE 2	SAME PERIOD OF THE PREVIOUS YEAR		CURRENT PERIOD		
		CUMULATIVE 3	QUARTER 4	CUMULATIVE 5	QUARTER 6	
XV	INCOME TAX OF DISCONTINUED OPERATIONS	065	0	0	0	0
	1, Discontinued operations profit for the period (ADP 062-065)	066	0	0	0	0
	2, Discontinued operations loss for the period (ADP 065-062)	067	0	0	0	0
TOTAL OPERATIONS (TO BE FILLED IN ONLY BY UNDERTAKINGS SUBJECT TO IFRS WITH DISCONTINUED OPERATIONS)						
XVI	PRE-TAX PROFIT OR LOSS (ADP 055--+062)	068	0	0	0	0
	1, Pre-tax profit (ADP 068)	069	0	0	0	0
	2, Pre-tax loss (ADP 068)	070	0	0	0	0
XVII	INCOME TAX (ADP 058+065)	071	0	0	0	0
XVIII	PROFIT OR LOSS FOR THE PERIOD (ADP 068-071)	072	0	0	0	0
	1, Profit for the period (ADP 068-071)	073	0	0	0	0
	2, Loss for the period (ADP 071-068)	074	0	0	0	0
APPENDIX TO THE P&L (TO BE FILLED IN BY UNDERTAKINGS THAT DRAW UP CONSOLIDATED ANNUAL FINANCIAL STATEMENTS)						
XIX	PROFIT OR LOSS FOR THE PERIOD (ADP 076+077)	075	0	0	0	0
	1, Attributable to owners of the parent	076	0	0	0	0
	2, Attributable to minority (non-controlling) interest	077	0	0	0	0
STATEMENT OF OTHER COMPREHENSIVE INCOME (TO BE FILLED IN BY UNDERTAKINGS SUBJECT TO IFRS)						
I	PROFIT OR LOSS FOR THE PERIOD	078	-13,743,480	-1,134,403	1,210,150	1,092,357
II	OTHER COMPREHENSIVE INCOME/LOSS BEFORE TAX (ADP 80+ 87)	079	0	0	0	0
III	Items that will not be reclassified to profit or loss (ADP 081 to 085)	080	0	0	0	0
	1, Changes in revaluation reserves of fixed tangible and intangible assets	081	0	0	0	0
	2, Gains or losses from subsequent measurement of equity instruments at fair value through other comprehensive income	082	0	0	0	0
	3, Fair value changes of financial liabilities at fair value through statement of profit or loss, attributable to changes in their credit risk	083	0	0	0	0
	4, Actuarial gains/losses on the defined benefit obligation	084	0	0	0	0
	5, Other items that will not be reclassified	085	0	0	0	0
	6, Income tax relating to items that will not be reclassified	086	0	0	0	0

Statement of profit or loss

for the period 1.1.2023 to 31.12.2023
Submitter: AD Plastik d.d.

	ITEM 1	ADP CODE 2	SAME PERIOD OF THE PREVIOUS YEAR		CURRENT PERIOD	
			CUMULATIVE 3	QUARTER 4	CUMULATIVE 5	QUARTER 6
IV	Items that may be reclassified to profit or loss (ADP 088 to 095)	087	0	0	0	0
	1, Exchange rate differences from translation of foreign operations	088	0	0	0	0
	2, Gains or losses from subsequent measurement of debt securities at fair value through other comprehensive income	089	0	0	0	0
	3, Profit or loss arising from effective cash flow hedging	090	0	0	0	0
	4, Profit or loss arising from effective hedge of a net investment in a foreign operation	091	0	0	0	0
	5, Share in other comprehensive income/loss of companies linked by virtue of participating interests	092	0	0	0	0
	6, Changes in fair value of the time value of option	093	0	0	0	0
	7, Changes in fair value of forward elements of forward contracts	094	0	0	0	0
	8, Other items that may be reclassified to profit or loss	095	0	0	0	0
	9, Income tax relating to items that may be reclassified to profit or loss	096	0	0	0	0
V	NET OTHER COMPREHENSIVE INCOME OR LOSS (ADP 080+087- 086 - 096)	097	0	0	0	0
VI	COMPREHENSIVE INCOME OR LOSS FOR THE PERIOD (ADP 078+097)	098	-13,743,480	-1,134,403	1,210,150	1,092,357
APPENDIX TO THE STATEMENT ON COMPREHENSIVE INCOME (TO BE FILLED IN BY UNDERTAKINGS THAT DRAW UP CONSOLIDATED STATEMENTS)						
VII	COMPREHENSIVE INCOME OR LOSS FOR THE PERIOD (ADP 100+101)	099	0	0	0	0
	1, Attributable to owners of the parent	100	0	0	0	0
	2, Attributable to minority (non-controlling) interest	101	0	0	0	0



Statement of cash flows

for the period 1.1.2023 to 31.12.2023
Submitter: AD Plastik d.d.

indirect method

ITEM 1	ADP CODE 2	SAME PERIOD OF THE PREVIOUS YEAR 3	CURRENT PERIOD 4
CASH FLOW FROM OPERATING ACTIVITIES			
1. Pre-tax profit	001	-15,246,106	1,269,293
2. Adjustments (ADP 003 to 010):	002	16,259,147	-1,139,466
a) Depreciation	003	8,828,226	7,335,220
b) Gains and losses from sale and value adjustment of fixed tangible and intangible assets	004	2,351,348	-3,792,386
c) Gains and losses from sale and unrealised gains and losses and value adjustment of financial assets	005	7,035,335	0
d) Interest and dividend income	006	-2,440,865	-5,336,901
e) Interest expenses	007	383,146	653,113
f) Provisions	008	-175,107	-2,210
g) Exchange rate differences (unrealised)	009	-71,579	78
h) Other adjustments for non-cash transactions and unrealised gains and losses	010	348,643	3,620
I Cash flow increase or decrease before changes in working capital (ADP 001+002)	011	1,013,041	129,827
3. Changes in the working capital (ADP 013 to 016)	012	12,611,095	-11,558,785
a) Increase or decrease in short-term liabilities	013	3,448,684	5,986,959
b) Increase or decrease in short-term receivables	014	11,280,926	-8,367,480
c) Increase or decrease in inventories	015	-2,118,515	-9,178,264
d) Other increase or decrease in working capital	016	0	0
II Cash from operations (ADP 011+012)	017	13,624,136	-11,428,958
4. Interest paid	018	-404,484	-562,649
5. Income tax paid	019	0	0
A NET CASH FLOW FROM OPERATING ACTIVITIES (ADP 017 to 019)	020	13,219,652	-11,991,607
CASH FLOW FROM INVESTMENT ACTIVITIES			
1. Cash receipts from sales of fixed tangible and intangible assets	021	418,567	4,491,898
2. Cash receipts from sales of financial instruments	022	0	0
3. Interest received	023	201	120,856
4. Dividends received	024	2,029,890	4,341,348
5. Cash receipts from repayment of loans and deposits	025	0	1,124,525
6. Other cash receipts from investment activities	026	0	0
III Total cash receipts from investment activities (ADP 021 to 026)	027	2,448,658	10,078,627
1. Cash payments for the purchase of fixed tangible and intangible assets	028	-4,602,004	-7,205,147
2. Cash payments for the acquisition of financial instruments	029	0	0
3. Cash payments for loans and deposits for the period	030	-599,982	0
4. Acquisition of a subsidiary, net of cash acquired	031	0	0
5. Other cash payments from investment activities	032	0	0
IV Total cash payments from investment activities (ADP 028 to 032)	033	-5,201,986	-7,205,147
B NET CASH FLOW FROM INVESTMENT ACTIVITIES (ADP 027 +033)	034	-2,753,328	2,873,480

Statement of cash flows

for the period 1.1.2023 to 31.12.2023
Submitter: AD Plastik d.d.

indirect method

ITEM 1	ADP CODE 2	SAME PERIOD OF THE PREVIOUS YEAR 3	CURRENT PERIOD 4
CASH FLOW FROM FINANCING ACTIVITIES			
1. Cash receipts from the increase in initial (subscribed) capital	035	0	0
2. Cash receipts from the issue of equity financial instruments and debt financial instruments	036	0	0
3. Cash receipts from credit principals, loans and other borrowings	037	5,497,190	18,050,944
4. Other cash receipts from financing activities	038	0	0
V Total cash receipts from financing activities (ADP 035 to 038)	039	5,497,190	18,050,944
1. Cash payments for the repayment of credit principals, loans and other borrowings and debt financial instruments	040	-13,890,777	-9,268,428
2. Cash payments for dividends	041	0	0
3. Cash payments for finance lease	042	-1,000,021	-1,012,247
4. Cash payments for the redemption of treasury shares and decrease in initial (subscribed) capital	043	0	0
5. Other cash payments from financing activities	044	0	0
VI Total cash payments from financing activities (ADP 040 to 044)	045	-14,890,798	-10,280,675
C NET CASH FLOW FROM FINANCING ACTIVITIES (ADP 039 +045)	046	-9,393,608	7,770,269
1. Unrealised exchange rate differences in respect of cash and cash equivalents	047	5,038	-78
D NET INCREASE OR DECREASE IN CASH FLOWS (ADP 020+034+046+047)	048	1,077,754	-1,347,936
E CASH AND CASH EQUIVALENTS AT THE BEGINNING OF THE PERIOD	049	1,300,252	2,378,004
F CASH AND CASH EQUIVALENTS AT THE END OF THE PERIOD (ADP 048+049)	050	2,378,006	1,030,068



Statement of changes in equity

for the period 11.2023 to 31.12.2023
Submitter: AD Plastik d.d.

Item 1	ADP code 2	Attributable to owners of the parent															Minority non-controlling interest 19	Total capital and reserves 20 (18+19)	
		Initial (subscribed) capital 3	Capital reserves 4	Legal reserves 5	Reserves for treasury shares 6	Treasury shares and holdings (deducti- ble item) 7	Statutory reserves 8	Other reserves 9	Revaluation reserves 10	Fair value of finan- cial assets through other comprehen- sive income (availa- ble for sale) 11	Cash flow hedge - effective portion 12	Hedge of a net in- vestment in a foreign operation - effective portion 13	Other fair value reserves 14	Exchange rate differences from translation of for- eign operations 15	Retained profit / loss brought forward 16	Profit/loss for the business year 17			Total attributable to owners of the parent 18 (3 do 6 - 7 + 8 do 17)
15. Decrease in initial (subscribed) capital (other than arising from the pre-bankruptcy settlement procedure or from the reinvestment of profit)	15	0	0	0	0	0	0	0	0	0	0	0	0	0	0	0	0	0	0
16. Decrease in initial (subscribed) capital arising from the pre-bankruptcy settlement procedure	16	0	0	0	0	0	0	0	0	0	0	0	0	0	0	0	0	0	0
17. Decrease in initial (subscribed) capital arising from the reinvestment of profit	17	0	0	0	0	0	0	0	0	0	0	0	0	0	0	0	0	0	0
18. Redemption of treasury shares/holdings	18	0	0	0	0	0	0	0	0	0	0	0	0	0	0	0	0	0	0
19. Payments from members/shareholders	19	0	0	0	0	0	0	0	0	0	0	0	0	0	0	0	0	0	0
20. Payment of share in profit/dividend	20	0	0	0	0	0	0	0	0	0	0	0	0	0	0	0	0	0	0
21. Other distributions and payments to members/shareholders	21	0	-117,972	0	0	-220,456	0	-2,169,858	0	0	0	0	0	0	2,169,858	0	102,484	0	102,484
22. Transfer to reserves according to the annual schedule	22	0	0	0	0	0	0	0	0	0	0	0	0	2,168,656	-2,168,656	0	0	0	0
23. Increase in reserves arising from the pre-bankruptcy settlement procedure	23	0	0	0	0	0	0	0	0	0	0	0	0	0	0	0	0	0	0
24. Balance on the last day of the previous business year reporting period (ADP 04 to 23)	24	55,738,058	25,402,255	813,439	2,772,641	921,001	0	6,880,988	0	0	0	0	0	0	13,101,826	-13,743,480	90,044,726	0	90,044,726
APPENDIX TO THE STATEMENT OF CHANGES IN EQUITY (to be filled in by undertakings that draw up financial statements in accordance with the IFRS)																			
I OTHER COMPREHENSIVE INCOME OF THE PREVIOUS PERIOD, NET OF TAX (ADP 06 to 14)	25	0	0	0	0	0	0	0	0	0	0	0	0	0	0	0	0	0	0
II COMPREHENSIVE INCOME OR LOSS FOR THE PREVIOUS PERIOD (ADP 05+25)	26	0	0	0	0	0	0	0	0	0	0	0	0	0	-13,743,480	-13,743,480	0	0	-13,743,480
III TRANSACTIONS WITH OWNERS IN THE PREVIOUS PERIOD RECOGNISED DIRECTLY IN EQUITY (ADP 15 to 23)	27	0	-117,972	0	0	-220,456	0	-2,169,858	0	0	0	0	0	4,338,514	-2,168,656	102,484	0	0	102,484
Current period																			

Statement of changes in equity

for the period 11.2023 to 31.12.2023
Submitter: AD Plastik d.d.

Item 1	ADP code 2	Attributable to owners of the parent																Minority non-controlling interest 19	Total capital and reserves 20 (18+19)	
		Initial (subscribed) capital 3	Capital reserves 4	Legal reserves 5	Reserves for treasury shares 6	Treasury shares and holdings (deductible item) 7	Statutory reserves 8	Other reserves 9	Revaluation reserves 10	Fair value of financial assets through other comprehensive income (available for sale) 11	Cash flow hedge - effective portion 12	Hedge of a net investment in a foreign operation - effective portion 13	Other fair value reserves 14	Exchange rate differences from translation of foreign operations 15	Retained profit / loss brought forward 16	Profit/loss for the business year 17	Total attributable to owners of the parent 18 (3 do 6 - 7 + 8 do 17)			
16. Decrease in initial (subscribed) capital arising from the pre-bankruptcy settlement procedure	43	0	0	0	0	0	0	0	0	0	0	0	0	0	0	0	0	0	0	0
17. Decrease in initial (subscribed) capital arising from the reinvestment of profit	44	0	0	0	0	0	0	0	0	0	0	0	0	0	0	0	0	0	0	0
18. Redemption of treasury shares/holdings	45	0	0	0	0	0	0	0	0	0	0	0	0	0	0	0	0	0	0	0
19. Payments from members/shareholders	46	0	0	0	0	0	0	0	0	0	0	0	0	0	0	0	0	0	0	0
20. Payment of share in profit/dividend	47	0	0	0	0	0	0	0	0	0	0	0	0	0	0	0	0	0	0	0
21. Other distributions and payments to members/shareholders	48	-1,143,466	482,217	0	0	-49,874	0	0	0	0	0	0	0	0	641,654	0	30,279	0	30,279	30,279
22. Carryforward per annual plane	49	0	0	0	0	0	0	0	0	0	0	0	0	-13,743,480	13,743,480	0	0	0	0	0
23. Increase in reserves arising from the pre-bankruptcy settlement procedure	50	0	0	0	0	0	0	0	0	0	0	0	0	0	0	0	0	0	0	0
24. Balance on the last day of the current business year reporting period (ADP 31 to 50)	51	54,594,592	25,884,472	813,439	2,772,641	871,127	0	6,880,988	0	0	0	0	0	0	0	1,210,150	91,285,155	0	91,285,155	91,285,155
APPENDIX TO THE STATEMENT OF CHANGES IN EQUITY (to be filled in by undertakings that draw up financial statements in accordance with the IFRS)																				
I OTHER COMPREHENSIVE INCOME FOR THE CURRENT PERIOD, NET OF TAX (ADP 33 to 41)	52	0	0	0	0	0	0	0	0	0	0	0	0	0	0	0	0	0	0	0
II COMPREHENSIVE INCOME OR LOSS FOR THE CURRENT PERIOD (ADP 32 do 52)	53	0	0	0	0	0	0	0	0	0	0	0	0	0	0	1,210,150	1,210,150	0	1,210,150	1,210,150
III TRANSACTIONS WITH OWNERS IN THE CURRENT PERIOD RECOGNISED DIRECTLY IN EQUITY (ADP 42 to 50)	54	-1,143,466	482,217	0	0	-49,874	0	0	0	0	0	0	0	0	-13,101,826	13,743,480	30,279	0	30,279	30,279

Notes to Financial Statements - QFS

(drawn up for quarterly reporting periods)

Name of the issuer:.....AD Plastik d.d.

Headquarter:Ul. Antuna Gustava Matoša 8, 21210, Solin, Hrvatska

Personal identification
number (OIB):48351740621

MBS:060007090

Reporting period:1. 1. 2023. to 31. 12. 2023.

Notes to financial statements are available as part of AD Plastik Group's Unaudited financial statement. Unaudited financial statement is available on Zagreb Stock Exchange website.

AD Plastik Group Integrated annual report for 2021 year is available on Zagreb Stock Exchange website.

Same accounting policies are applied while drawing up financial statements for current reporting period as in the latest annual financial statements.

AD Plastik d.d. has issued corporate guarantees for the needs of subsidiaries in the following amounts: to banks EUR 7,700 thousand and to suppliers EUR 1,385 thousand.

Amount owed by AD Plastik d.d. and falling due after more than five years amounts to EUR 830 thousand.

The average number of employees of AD Plastik d.d. in the period from 01.01.2023. to 31.12.2023. was 1,141.

In intangible assets in the period from 01.01.2023. to 31.12.2023., the cost of net salaries and wages of EUR 388,489, the cost of taxes and contributions from salaries of EUR 153,598 and the cost of contributions to salaries of EUR 80,573 were capitalized.

Deffered tax assets balance decreased by EUR 59 thousand in the reporting period. Deferred tax asset on 31.12.2022 amounts EUR 1,995 thousand.

Solin, february 2024

Management's statement of responsibility

The financial statements of AD Plastik Group and the Company AD Plastik d.d. Solin are prepared in accordance with the International Financial Reporting Standards (IFRS) and the Croatian Law on Accounting.

The consolidated financial statements of AD Plastik Group and the financial statements of the Company AD Plastik d.d. for the period from January 1 to December 31 2023, give a complete and true review of the assets and liabilities, profit and loss, financial position and business activities of the issuers and companies included in the consolidation as a whole.

The management report for the period until December 31 2023, contains an accurate and true display of the development and results of the business activities of the Company with a description of the most significant risks and uncertainties to which the Company is exposed.



The Company is registered at the Court Register of the Commercial Court of Split under the Registered Company Number (MBS): 060007090
Company Identification Number (OIB): 48351740621
IBAN: HR04 2340 0091 1101 5371 1, Privredna banka Zagreb d.d., Zagreb

The capital stock in the amount of HRK 419,958,400 was paid in full.
AD Plastik issued a total of 4,199,584 ordinary shares, in the nominal amount of HRK 100.
President of the Management Board: Marinko Došen
Management Board members: Mladen Peroš, Zlatko Bogadi, Josip Divić
President of the Supervisory Board: Sergey Dmitrievich Bodrunov

Marinko Došen
President of the
Management Board

Handwritten signature of Marinko Došen in black ink.

Mladen Peroš
Member of the
Management Board

Handwritten signature of Mladen Peroš in black ink.

Zlatko Bogadi
Member of the
Management Board

Handwritten signature of Zlatko Bogadi in black ink.

Josip Divić
Member of the
Management Board

Handwritten signature of Josip Divić in black ink.



**Your needs.
Our drive.**

plastik