

INTERIM REPORT



BY MANAGEMENT OF
AD PLASTIK GROUP AND
THE COMPANY
AD PLASTIK D.D. SOLIN
FOR THE FIRST
SIX MONTHS OF **2022**

22

CONTENTS

Management Report of AD Plastik Group and the company AD Plastik d.d. Solin for the period 1 Jan 2022 - 30 June 2022	3
Operating revenue, EBITDA and Net profit	3
Comment by Marinko Došen, President of the Management Board	4
Financial results for the first six months of 2022	5
Operating revenue per sales markets	10
AD Plastik Group with consolidation of the corresponding ownership part in affiliated company	12
Share	14
Alternative performance measures	17
Financial statement of AD Plastik Group	19
Balance sheet	20
Statement of profit and loss	23
Statement of cash flows (indirect method)	27
Statement of changes in equity	29
Notes to financial statements - QFS	33
Financial statement of the company AD Plastik	34
Balance sheet	35
Statement of profit and loss	38
Statement of cash flows (indirect method)	42
Statement of changes in equity	44
Notes to financial statements - QFS	48
Management's statement of responsibility	49

The financial statements of all companies within the AD Plastik Group have been prepared on the going concern basis.

- The most recent annual financial statement is available on the Zagreb Stock Exchange website at the following link:



- The same accounting policies have been applied in preparing the financial statements for the quarterly reporting period as in the most recent annual financial statements.

Operating revenue, EBITDA and Net profit

AD PLASTIK GROUP

HRK
433.09
million

-30.4 %

OPERATING
REVENUE
compared to the
first six months
of 2021

AD PLASTIK D.D.

HRK
317.23
million

-23.1 %

HRK
18.58
million
(normalized
EBITDA)

-77.5 %

EARNINGS BEFORE
INTEREST, TAXES,
DEPRECIATION
AND
AMORTIZATION
(EBITDA)
compared to the
first six months
of 2021

-65.0 %

HRK
18.07
million

HRK
-59.40
million

NET LOSS

HRK
-81.20
million



Comment by Marinko Došen, President of the Management Board

AD Plastik Group's business results for the first six months were largely marked by the geopolitical situation, but also by the challenges that are a consequence of the pandemic and that most companies in the automotive industry have been facing. The still-present lack of semiconductors in the market, the halt in supply chains as well as the rise in the prices of raw materials and energy sources have been affecting business in almost all markets. However, the Russian-Ukrainian crisis had an additional negative impact on the results of Russian companies, whose revenue in the first six months was almost by 60 percent lower due to the almost complete car production halt in that market during the last three months.

Part of the Western car manufacturers left the Russian market, among them the Renault Group, which sold its shares in AvtoVAZ, our largest customer in that market, and Renault Russia. All Western car manufacturers and most of the Russian ones have stopped production, and therefore the suppliers operating in the Russian market were forced to do so. Announcements about the launch of part of the production in the second half of the year were made

but, considering the series of uncertainties brought by the current situation, great caution is needed in planning.

At the same time, the crisis with the lack of semiconductors has not yet been fully resolved in Europe, so the production capacities of certain car manufacturers in that market are still at lower levels than usual ones. However, the increasing intensity of development activities of car manufacturers is evident, which is also supported by new deals worth EUR 173.7 million sealed for this market in the reporting period.

In the first six months, operating revenue of HRK 433.09 million was generated, net financial debt was reduced, and the financial position of the Group is stable. Despite the challenges and uncertainties, an assessment of the asset recoverability of Russian companies was made as well as the value adjustment in the amount of HRK 75 million, which had a negative impact on the net operating results.

We have fully intensified and directed our commercial activities towards the European market, and we have also been working on development activities

within the company in order to offer our customers better and higher-quality solutions in the future and thereby expand our portfolio of products and services, as well as customers.

We are still primarily focused on preserving the financial stability of the company and minimizing negative impacts, but at the same time, we have been working on the development of new projects and the realization of existing ones, taking into account cost efficiency.

AD Plastik Group is a company that has knowledge and quality and has demonstrated its strength several times during its history. I am sure that we will come out of this crisis even stronger. This rather difficult period will certainly last for some time, but I believe that after it we will all be much more experienced and ready to face some new, more demanding and positive challenges.

Marinko Došen
President of the
Management Board

Financial results for the first six months of 2022

AD Plastik Group is comprised of the following companies during the reporting period:

- AD Plastik d.d., Croatia
 - AO AD Plastik Togliatti, Russia
 - ZAO AD Plastik Kaluga, Russia
 - AD Plastik Tisza Kft., Hungary
 - ADP d.o.o., Serbia
 - AD Plastik d.o.o., Slovenia
- (hereinafter: AD Plastik Group)

Significant impact of the Russian-Ukrainian crisis on AD Plastik Group's business results is evident in the financial results for the first six months of 2022. The operating revenue of the Group for the first six months amounted to HRK 433.09 million and compared to the same period last year, it was lower by 30.4 percent. In the parent company, it was lower by 23.1 percent, amounting to HRK 317.23 million.

The Russian-Ukrainian crisis is not abating, and it is still difficult to accurately assess its impact on the Russian car market. Despite the ongoing uncertainties in that market, an assessment of the investment recoverability was made in the parent company, in terms of receivables and investments in share capital, i.e. the recoverability of assets of Russian companies in the Group's consolidated report and value adjustment was made in the amount of HRK 75 million, which was reflected in the net results. Value adjustments in this regard have not been included in the presented EBITDA of the Group, so the normalized EBITDA amounted to HRK 18.58 million, representing a drop of 77.5 percent, while the parent company's

EBITDA was lower by 65 percent, amounting to HRK 18.07 million. With included value adjustments, a net loss of HRK 59.4 million was realized at the Group level, while the loss in the parent company amounted to HRK 81.2 million.

The global automotive industry is still facing challenges that are largely a consequence of the pandemic, such as disruptions in supply chains, lack of semiconductors, and rising prices of raw materials and energy sources, which significantly affect business. At the same time, the exposure of many manufacturers and suppliers within the industry was further increased by the outbreak of the Russian-Ukrainian crisis. One of them is AD Plastik Group, which has been generating on average 25 percent of its revenue in the Russian market.

In the second quarter of 2022, car production in Russia was almost completely stopped, which directly affected the results of Russian subsidiaries and the Group. The negative results were partly mitigated by positive exchange rate differences, caused by the significant strengthening of the ruble during the second quarter. During



that period, most European car manufacturers suspended their production activities in Russia until further notice. At the same time, the Renault Group, the biggest customer of AD Plastik Group in the Russian market, sold its shares in AvtoVAZ and Renault Russia to the NAMI institute, i.e. the city of Moscow, with the possibility of repurchase under the same conditions within six years. The new management of AvtoVAZ has announced the restart of production of certain Lada vehicle models which is planned for the second half of this year.

In addition to the significant increase in the prices of materials and energy sources in the global market, the lack of semiconductors continues to have the greatest impact on the movement of market indicators in the European market. At the same time, the increase in the development activities of car manufacturers is very noticeable, which is also supported by the new deals worth EUR 173.7 million sealed by AD Plastik Group in this market in the reporting period. In the observed period, active efforts have also been made to prepare for the realization of 44 new development projects for well-known customers.

Positive trends and significant growth in business indicators were recorded by the affiliated Romanian company EAPS, compared to the same period last year, and this is the result of significant orders from their main customer Dacia.

Despite the very demanding circumstances, net financial debt was reduced compared to the end of last year, both at the Group and the parent company level.

In the turbulent and challenging period in which it operates, the company's primary goals are to preserve financial stability and reduce negative impacts on business, as well as quality preparation for the start of new projects that will bring some new enthusiasm to AD Plastik Group.

NEW DEALS
EUR
173.7
million

KEY PERFORMANCE INDICATORS

INDICATORS (IN HRK 000)	AD PLASTIK GROUP			AD PLASTIK D.D.		
	2Q 2021	2Q 2022	INDEX	2Q 2021	2Q 2022	INDEX
Operating revenue	622,434	433,087	69.58	412,299	317,225	76.94
Sales revenue	606,619	425,732	70.18	400,241	311,972	77.95
Operating expenses	586,777	537,115	91.54	395,378	333,254	84.29
EBITDA**	82,501	18,577	22.52	51,671	18,070	34.97
EBITDA last 4 quarters**	172,927	61,397	35.50	103,301	42,732	41.37
Net profit	32,430	-59,399	-	16,799	-81,201	-
NFD*	307,857	307,075	99.75	274,422	283,455	103.29
NFD/EBITDA last 4 quarters**	1.78	5.00	280.94	2.66	6.63	249.70
EBITDA margin **	13.25%	4.29%	-897 bps	12.53%	5.70%	-684 bps
Net profit margin *	5.21%	-13.72%	-	4.07%	-25.60%	-
ROE*	7.23%	-6.80%	-	5.80%	-10.78%	-
Capex*	20,715	24,067	116.18	11,899	14,136	118.80

* In addition to the measures defined by International Financial Reporting Standards (IFRS), AD Plastik Group also uses alternative performance measures in its reports. An overview and definition of the indicators used in this document are provided in Addendum 1

** EBITDA at the AD Plastik Group level was normalized by HRK 75 million in terms of value adjustment of the assets of subsidiaries from Russia. The normalization effect has also been included in other performance measures of AD Plastik Group that include EBITDA.

OPERATING EXPENSES

OPERATING EXPENSES (IN HRK 000)	AD PLASTIK GROUP			AD PLASTIK D.D.		
	2Q 2021	2Q 2022	INDEX	2Q 2021	2Q 2022	INDEX
OPERATING EXPENSES	586,777	537,115	91.54	395,378	333,254	84.29
Changes in the value of work in process and finished products	245	-4,798	-	999	-1,177	-
Material costs	382,800	292,521	76.42	258,061	222,668	86.29
Staff costs	126,998	108,841	85.70	82,170	65,821	80.10
Amortization	46,844	47,605	101.63	34,750	34,099	98.13
Other costs	19,952	73,603	368.90	13,507	10,991	81.37
Provisions	369	-	-	-	-	-
Other operating expenses	9,568	19,344	202.16	5,891	852	14.46

NET FINANCIAL RESULT

NET FINANCIAL RESULT (IN HRK 000)	AD PLASTIK GROUP			AD PLASTIK D.D.		
	2Q 2021	2Q 2022	INDEX	2Q 2021	2Q 2022	INDEX
FINANCIAL REVENUE	4,014	27,491	684.91	7,394	9,429	127.52
Positive exchange rate differences	3,609	26,749	741.24	641	251	39.07
Interest income	334	742	222.51	1,718	1,534	89.32
Dividends	-	-	-	4,964	7,644	154.01
Other revenue	72	-	-	72	-	-
FINANCIAL EXPENSES	3,193	1,819	56.98	3,614	76,614	2,119.75
Negative exchange rate differences	-	-	-	1,084	102	9.42
Interest expenses	3,193	1,819	56.98	2,530	1,512	59.74
Impairment of financial assets	-	-	-	-	75,000	-
FINANCIAL RESULT	821	25,671	3,127.32	3,780	-67,185	-

In the reporting period, the strengthening of the Russian ruble exchange rate substantially affected the Group's net financial result, while in the parent company the dividend from the affiliated Romanian

company EAPS has had a positive impact, whereas, in contrast, the impairment of financial assets related to Russia has had a negative impact.



FINANCIAL POSITION

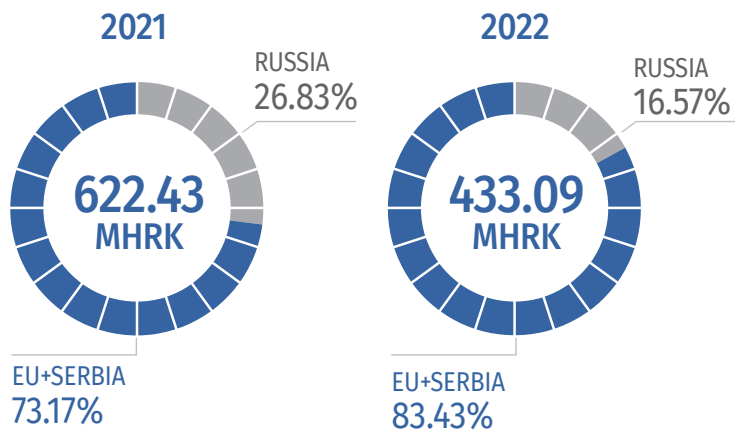
At the end of the first half of the year, a stable financial position was achieved. The Group's net financial debt decreased by HRK 49.28 million compared to the end of last year, so as of June 30, 2022 it amounted to HRK 307.08 million. In the parent company, it amounted to HRK 283.45 million and was lower by HRK 39.60 million. Lower EBITDA affected also the achieved NFD / EBITDA ratio, which was 5 at the Group level and 6.63 in the parent company respectively.

Indebtedness ratio was slightly improved at the Group level and as of June 30, 2022 it was 0.39, while at the end of 2021 it was 0.43. In the parent company it was the same as at the end of 2021, amounting to 0.38. Due to realized losses, in the observed period the return on equity (ROE) was negative and amounted to -6.8 percent at the Group level, i.e. -10.8 percent in the parent company.



ABBREVIATED BALANCE SHEET (IN 000 HRK)	AD PLASTIK GROUP			AD PLASTIK D.D.		
	31 DEC 2021	30 JUNE 2022	INDEX	31 DEC 2021	30 JUNE 2022	INDEX
ASSETS	1,470,466	1,433,838	97.51	1,269,543	1,126,388	88.72
Noncurrent assets	980,861	962,352	98.11	924,326	831,687	89.98
Current assets	482,073	466,687	96.81	339,460	291,979	86.01
Prepaid expenses and accrued income	7,532	4,799	63.71	5,757	2,722	47.27
LIABILITIES	631,221	563,971	89.35	488,323	426,369	87.31
Noncurrent liabilities	267,386	238,192	89.08	235,514	205,071	87.07
Current liabilities	354,558	315,926	89.10	246,253	214,431	87.08
Accrued expenses and deferred revenue	9,277	9,853	106.21	6,556	6,867	104.75
CAPITAL	839,245	869,867	103.65	781,220	700,019	89.61

Operating revenue per sales markets of AD Plastik Group



- Revenue of AD Plastik Group in EU and Serbian markets has decreased by 20.7 percent
- Revenue of AD Plastik Group in Russia has decreased by 57 percent



EU AND SERBIAN MARKETS

AD Plastik Group generated revenue in the amount of HRK 361.34 million in these markets in the first six months. Compared to the same period last year, it was lower by 20.7 percent, which is largely a consequence of the continuing problem in the supply chains within the industry, primarily the lack of semiconductors. Due to the current geopolitical situation and the significant decline of the Russian market, the overall share in the Group's revenue from the EU and Serbian markets has been growing.

In the first six months, 4.6 million new cars were registered in the EU market, representing a decline of 14 percent compared to the same period last year. All major markets recorded a decline in sales, thus Italy recorded a decline of 22.7 percent, France of 16.3 percent, Germany of 11 percent and Spain of 11.6 percent.

The Volkswagen Group still holds the largest market share of 24.7 percent in the reporting period, and it recorded a decline in sales of 18.5 percent. Stellantis with a 20.8 percent share recorded a decline of 22.5 percent, while the Renault Group recorded a decline in sales of 8.1 percent, holding a 10.6 percent market share.

In the reporting period, significant new deals were sealed in the European market with a total value of EUR 173.7 million, of which EUR 157.4 million for Stellantis Group and EUR 16.3 million for Suzuki and Motherson Group.

RUSSIAN MARKET

The geopolitical situation has caused significant changes in the automotive market of Russia too, which have also been seriously affecting the revenue of AD Plastik Group. Operating revenue from this market was lower by 57 percent and amounted to HRK 71.75 million. This also significantly reduces its share in the Group's total revenue, which account for 16.6 percent of the Group's total revenue in the reporting period.

The reason for this is primarily the production shutdown by all Western and most of domestic car manufacturers, as well as the withdrawal of some Western manufacturers from that market. This resulted in a significant decline in the number of newly registered cars by as much as 57.5 percent. In addition to the decline in production, the import of cars also decreased, their prices consequently increased, while at the same time consumer interest, i.e. their purchasing power, decreased. As a consequence of all the above mentioned facts, a total of only 370 thousand new vehicles were registered in the reporting period.

The Group's most significant customer in Russia is the Renault-Nissan-Mitsubishi Alliance, with the largest market share of 33.4 percent, which recorded a 60 percent decline in sales in the observed period. Likewise, as previously stated, the Renault Group sold its share in the ownership in AvtoVAZ to the NAMI Institute, and its shares in Renault Russia to the city of Moscow with the possibility of repurchase under the same conditions within six years. The Volkswagen Group is the second most important customer in this market, and in the reporting period it held a share of 8.9 percent and recorded a decline in sales of 71.4 percent.

AD Plastik Group with consolidation

of the corresponding ownership part in the affiliated company

In order to present a clearer picture of the business, a comparable, shortened, consolidated profit and loss account of AD Plastik Group for the first six months of 2021 and 2022 has been created, with

the profit and loss account of the affiliated company Euro Auto Plastic Systems s.r.l. Mioveni, Romania (50 percent of ownership of AD Plastik d.d.).

(in HRK 000)

POSITIONS	2Q 2021	2Q 2022	INDEX
OPERATING REVENUE	755,717	601,243	79.6
OPERATING EXPENSES	711,640	684,106	96.1
Material costs	463,269	388,129	83.8
Staff costs	151,066	134,143	88.8
Amortization	51,140	53,372	104.4
Other costs	46,165	108,463	234.9
FINANCIAL REVENUE	4,014	27,491	684.9
FINANCIAL EXPENSES	3,323	1,944	58.5
TOTAL REVENUE	759,731	628,734	82.8
TOTAL EXPENSES	714,963	686,050	96.0
Profit before taxation	44,768	-57,316	-
Profit tax	12,338	2,083	16.9
PROFIT OF THE PERIOD	32,430	-59,399	-
EBITDA	95,217	45,508	47.8

The operating revenue of AD Plastik Group with the consolidated corresponding ownership part in the affiliated company amounted to HRK 601.24 million,

recording a decrease by 20.4 percent compared to the same period last year. EBITDA amounted to HRK 45.51 million, representing a decrease of 52.2 percent.



ABBREVIATED P/L AND THE BALANCE SHEET OF THE AFFILIATED COMPANY EAPS

EAPS results have been included in the results of AD Plastik Group by the equity method. In the reporting period, their performance indicators increased, so operating revenue increased by 26 percent and amounted to HRK 345.77 million. Net profit amounted to HRK 33.81 million and increased by 162 percent compared to the same period last year. The main reasons for such trends are the greater number of Dacia working days compared to the previous year and the high efficiency of the factory in Mioveni. Investments in the observed period amounted to HRK 5.6 million. This company has no financial liabilities towards AD Plastik d.d., nor liabilities towards external entities, and as of June 30, 2022, its cash on account amounted to HRK 89.7 million

EAPS primarily generates its revenue in the Romanian market from the Dacia customer and, apart from that, it supplies its products to the markets of Algeria, Morocco, Iran, Brazil, Colombia, South Africa, Russia, etc.



(in HRK 000)

POSITIONS	2Q 2021	2Q 2022	INDEX
Operating revenue	274,512	345,768	126.0
Operating expenses	-257,672	-303,437	117.8
Net financial result	-260	-249	95.7
Profit before taxation	16,579	42,082	253.8
Profit tax	-3,678	-8,277	225.0
Profit of the period	12,901	33,805	262.0

100% realization shown

(in HRK 000)

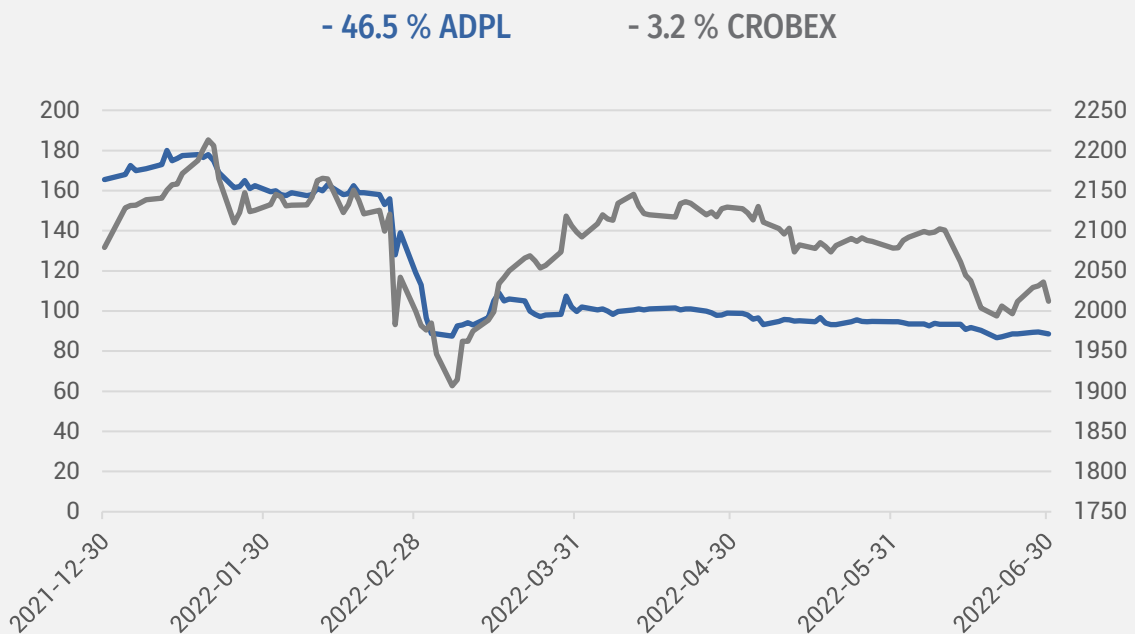
POSITIONS	YE 2021	2Q 2022	INDEX
Noncurrent assets	94,634	88,884	93.9
Current assets	212,571	331,454	155.9
TOTAL ASSETS	307,204	420,338	136.8
Capital + provisions	122,001	175,703	144.0
Long-term liabilities and provisions	14,816	20,921	141.2
Short-term liabilities	170,387	223,715	131.3
TOTAL LIABILITIES	307,204	420,338	136.8

Share

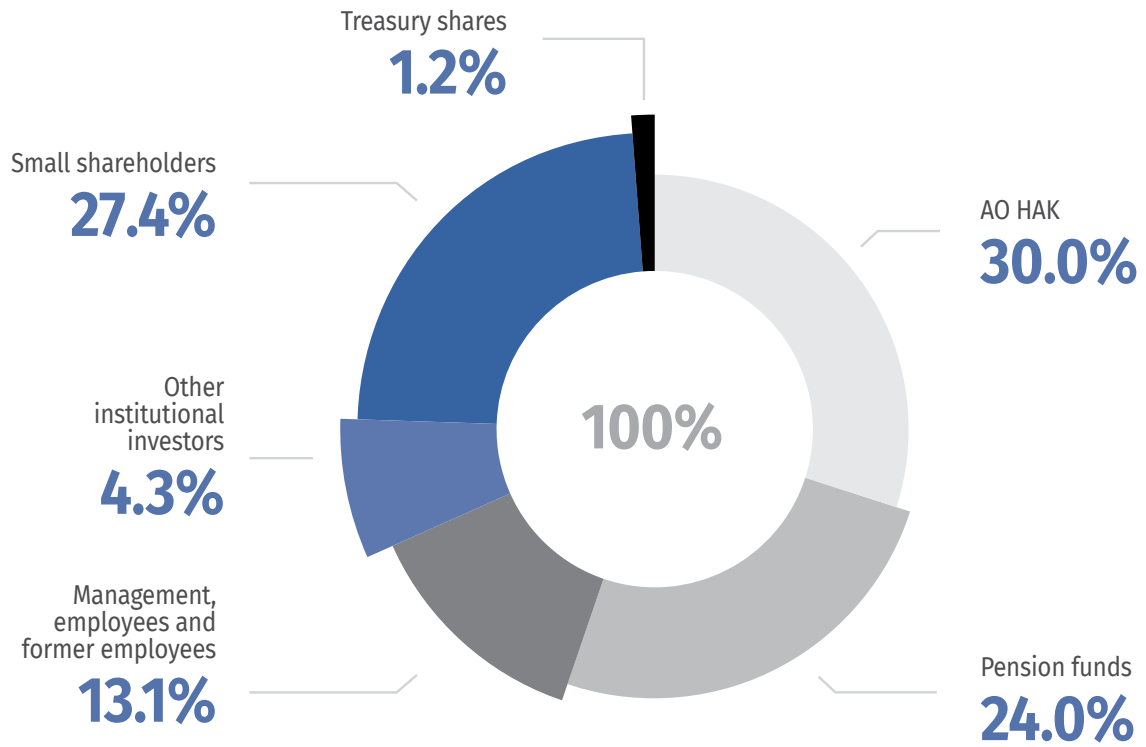
The current geopolitical situation, inflation, and changes in the monetary policies of central banks have been strongly affecting the capital markets, which is also evident in the movements of major global indices. The same effect is visible in the movements of peer companies of AD Plastik Group, as well as in the domestic capital market. In the reporting period, the Crobex index decreased by 3.2 percent, while the price of the ADPL share weakened by 46.5 percent and as of June 30, 2022, amounted to HRK 88.6.



ADPL SHARE PRICE AND INDEX CROBEX BEHAVIOR



OWNERSHIP STRUCTURE AS OF JUNE 30, 2022





ADPL	31 DEC 2021	30 JUNE 2022	INDEX
Final price (HRK)	165.5	88.6	53.5
Average price (HRK)	177.9	90.8	51.1
The highest price (HRK)	198.0	94.6	47.8
The lowest price (HRK)	148.0	86.0	58.1
Volume	271,791	39,568	14.6
Turnover (HRK)	48,342,627	52,214,855	108.0
Market capitalization *	695,031,152	372,083,142	53.5
P/E*	20.95	-6.22	-
EPS (HRK)*	7.9	-14.25	-
ROE*	3.85%	-6.80%	-

* In addition to the measures defined by International Financial Reporting Standards (IFRS), AD Plastik Group also uses alternative performance measures in its reports. An overview and definition of the measures used in this document are provided in Addendum 1.

The realized net loss in the first half of this year affected the indicators of the share value and return on capital, which are negative. Thus, as of June 30, 2022, the ADPL share was traded at a P/E of -6.22.

Earnings per share (EPS) in the observed period amounted to HRK -14.25, while the return on equity (ROE) was at the level of -6.8 percent.

Alternative performance measures

ADDENDUM 1

In addition to the financial performance measures defined by International Financial Reporting Standards (IFRS), AD Plastik Group also uses certain alternative performance measures in its reports, considering them useful for business performance analysis for investors. Alternative performance measures show comparative periods so that the company's results can be compared over different periods.

EBITDA AND EBITDA MARGIN

EBITDA (Earnings before Interest, Taxes, Depreciation and Amortization) represents the operating profit (operating revenue minus operating expenses) increased by amortization of tangible and intangible assets. The company also presents an EBITDA margin that represents a percentage of EBITDA relative to operating revenue.

NET PROFIT MARGIN

It is calculated by the ratio of realized net profit and operating revenue. The company uses this measure to track its profitability relative to operating revenue.

NET DEBT AND NET DEBT TO EBITDA

Net debt represents the sum of short-term and long-term liabilities to banks and short-term and long-term loans to non-banking companies, minus cash and cash equivalents. AD Plastik Group uses the ratio

of net debt to EBITDA as an indicator of financial stability and the company's ability to repay its financial obligations. When calculating the indicators on a quarterly basis, the EBITDA realized in the last four quarters is taken into account.

(in HRK 000)

AD PLASTIK GROUP	31 DEC 2021	30 JUNE 2022
Non-bank loans	47,382	27,315
Long-term liabilities to banks	238,100	215,376
Short-term liabilities to banks	101,023	101,732
Cash	-30,152	-37,348
Net financial debt	356,353	307,075

(in HRK 000)

AD PLASTIK D.D.	31 DEC 2021	30 JUNE 2022
Non-bank loans	37,586	18,861
Long-term liabilities to banks	217,479	191,477
Short-term liabilities to banks	77,785	81,717
Cash	-9,797	-8,600
Net financial debt	323,054	283,455

ROE

This measure is used to monitor the realized return on equity. It is calculated on an annual and quarterly basis. When calculating the indicators on an annual basis, the ratio is the net profit of the current period and the average value of equity (the average value of equity at the end of the reporting period and equity at the beginning of the reporting period). At the quarterly level, it is calculated by the ratio of net profit for the last four quarters and the average value of equity (average value of equity at the end of the reporting period and equity at the end of the same period of the previous year).

CAPEX

Capital investments are indirect cash flow position and they are related to payments for tangible and intangible assets. This measure is used as an indicator of the use of funds to achieve future economic flows and ensure the distribution of funds in accordance with the Group's strategy.

INDEBTEDNESS RATIO

The indebtedness ratio is the ratio of total liabilities to total assets. This measure is used to monitor the company's financial risk in terms of growth of liabilities in relation to assets.

MARKET CAPITALIZATION

Market capitalization is the total market value of the company, and it is calculated as the product of the total number of shares and the last share price on the day of the reporting period.

	31 DEC 2021	30 JUN 2022
Last price in the period (HRK)	165.5	88.6
Number of shares (000)	4,200	4,200
Market capitalization (in HRK 000)	695,031	372,083

EPS AND P/E

These measures are used so that investors can analyze the value of the share. Earnings per share (EPS) are calculated by dividing net profit by the weighted average number of shares. The quarterly calculation uses the net profit realized in the last four quarters.

	31 DEC 2021	30 JUN 2022
Net profit of the period (in HRK 000)	32,723	-59,107
Average weighted number of shares (000)	4,143	4,147
EPS (HRK)	7.90	-14.25

P/E is the ratio of price to earnings per share (EPS). The price represents the share price on the last day of the reporting period, and in the quarterly calculation, net profit represents the realized profit in the last four quarters.



Annex 1

ISSUER'S GENERAL DATA

Reporting period:	1. 1. 2022	to	30. 6. 2022
Year:	2022	Quarter:	2

QUARTERLY FINANCIAL STATEMENTS

Registration number (MB):	03440494	Issuer's home Member State code:	HR
Entity's registration number (MBS):	060007090		
Personal identification number (OIB):	48351740621	LEI:	549300NFX18SRZHNT751
Institution code:	382		
Name of the issuer:	AD PLASTIK d.d.		
Postcode and town:	21210	Solin	
Street and house number:	Matoševa 8		
E-mail address:	informacije@adplastik.hr		
Web address:	www.adplastik.hr		
Number of employees (end of the reporting period):	2204		
Consolidated report:	KD	(KN-not consolidated/KD-consolidated)	
Audited:	RN	(RN-not audited/RD-audited)	
Names of subsidiaries (according to IFRS):	Registered office:	MB:	
AD PLASTIK d.d.	Solin, Croatia	03440494	
AO AD PLASTIK TOGLIATTI	Samara, Russian Federation	1036300221935	
ZAO AD PLASTIK KALUGA	Kaluga, Russian Federation	1074710000320	
AD PLASTIK TISZA Kft.	Tiszaujvaros, Hungary	12800821-2932-133-05	
ADP d.o.o.	Mladenovac, Serbia	20787538	
AD PLASTIK d.o.o.	Novo Mesto, Slovenia	1214985000	
Bookkeeping firm:	NO	(Yes/No)	
Contact person:	Jurun Krešimir	(only name and surname of the contact person)	
Telephone:	021/206-663		
E-mail address:	kresimir.jurun@adplastik.hr		
Audit firm:		(name of the audit firm)	
Certified auditor:		(name and surname)	

Balance sheet

balance as at 30.6.2022
Submitter: AD Plastik Group

	ITEM 1	ADP CODE 2	LAST DAY OF THE PRECEDING BUSINESS YEAR 3	AT THE REPORTING DATE OF THE CURRENT PERIOD 4
ASSETS				
A)	RECEIVABLES FOR SUBSCRIBED CAPITAL UNPAID	001	0	0
B)	FIXED ASSETS (ADP 003+010+020+031+036)	002	980,860,976	962,352,350
	I INTANGIBLE ASSETS (ADP 004 to 009)	003	108,631,193	100,312,231
	1 Research and development	004	45,646,835	40,204,912
	2 Concessions, patents, licences, trademarks, software and other rights	005	1,758,480	1,557,818
	3 Goodwill	006	25,119,327	18,014,328
	4 Advances for the purchase of intangible assets	007	0	0
	5 Intangible assets in preparation	008	28,644,807	34,462,668
	6 Other intangible assets	009	7,461,744	6,072,505
	II TANGIBLE ASSETS (ADP 011 to 019)	010	797,135,330	780,134,506
	1 Land	011	137,977,122	138,199,077
	2 Buildings	012	271,390,745	269,367,150
	3 Plant and equipment	013	268,933,880	252,354,516
	4 Tools, working inventory and transportation assets	014	47,948,057	43,648,786
	5 Biological assets	015	0	0
	6 Advances for the purchase of tangible assets	016	11,709,083	4,064,372
	7 Tangible assets in preparation	017	10,113,883	28,026,543
	8 Other tangible assets	018	24,349,281	19,883,505
	9 Investment property	019	24,713,279	24,590,557
	III FIXED FINANCIAL ASSETS (ADP 021 to 030)	020	67,530,919	76,788,900
	1 Investments in holdings (shares) of undertakings within the group	021	0	0
	2 Investments in other securities of undertakings within the group	022	0	0
	3 Loans, deposits, etc. to undertakings within the group	023	0	0
	4. Investments in holdings (shares) of companies linked by virtue of participating interests	024	67,530,919	76,788,900
	5 Investment in other securities of companies linked by virtue of participating interests	025	0	0
	6 Loans, deposits etc. to companies linked by virtue of participating interests	026	0	0
	7 Investments in securities	027	0	0
	8 Loans, deposits, etc. given	028	0	0
	9 Other investments accounted for using the equity method	029	0	0
	10 Other fixed financial assets	030	0	0
	IV RECEIVABLES (ADP 032 to 035)	031	0	0
	1 Receivables from undertakings within the group	032	0	0
	2 Receivables from companies linked by virtue of participating interests	033	0	0
	3 Customer receivables	034	0	0
	4 Other receivables	035	0	0
	V DEFERRED TAX ASSETS	036	7,563,534	5,116,713
C)	CURRENT ASSETS (ADP 038+046+053+063)	037	482,072,655	466,686,826
	I INVENTORIES (ADP 039 to 045)	038	193,427,387	263,003,206
	1 Raw materials and consumables	039	99,255,902	117,617,030
	2 Work in progress	040	12,346,188	15,500,593
	3 Finished goods	041	27,508,977	32,281,493
	4 Merchandise	042	31,148,988	57,138,920
	5 Advances for inventories	043	23,167,332	40,465,170

Balance sheet

balance as at 30.6.2022
Submitter: AD Plastik Group

ITEM		ADP CODE	LAST DAY OF THE PRECEDING BUSINESS YEAR	AT THE REPORTING DATE OF THE CURRENT PERIOD
1		2	3	4
6	Fixed assets held for sale	044	0	0
7	Biological assets	045	0	0
II RECEIVABLES (ADP 047 to 052)		046	258,492,796	166,335,572
1	Receivables from undertakings within the group	047	0	0
2	Receivables from companies linked by virtue of participating interests	048	2,545,227	12,616,525
3	Customer receivables	049	230,691,437	123,092,678
4	Receivables from employees and members of the undertaking	050	190,053	614,826
5	Receivables from government and other institutions	051	20,801,166	22,743,117
6	Other receivables	052	4,264,913	7,268,426
III CURRENT FINANCIAL ASSETS (ADP 054 to 062)		053	0	0
1	Investments in holdings (shares) of undertakings within the group	054	0	0
2	Investments in other securities of undertakings within the group	055	0	0
3	Loans, deposits, etc. to undertakings within the group	056	0	0
4	Investments in holdings (shares) of companies linked by virtue of participating interests	057	0	0
5	Investment in other securities of companies linked by virtue of participating interests	058	0	0
6	Loans, deposits etc. to companies linked by virtue of participating interests	059	0	0
7	Investments in securities	060	0	0
8	Loans, deposits, etc. given	061	0	0
9	Other financial assets	062	0	0
IV CASH AT BANK AND IN HAND		063	30,152,472	37,348,048
D)	D) PREPAID EXPENSES AND ACCRUED INCOME	064	7,532,313	4,799,087
E)	E) TOTAL ASSETS (ADP 001+002+037+064)	065	1,470,465,944	1,433,838,263
F)	OFF-BALANCE SHEET ITEMS	066	84,605,485	95,781,106
LIABILITIES				
A)	A) CAPITAL AND RESERVES (ADP 068 TO 070+076+077+081+084+087)	067	839,245,394	869,867,113
	I INITIAL (SUBSCRIBED) CAPITAL	068	419,958,400	419,958,400
	II CAPITAL RESERVES	069	192,688,262	192,688,262
	III RESERVES FROM PROFIT (ADP 071+072-073+074+075)	070	87,283,250	87,283,250
	1 Legal reserves	071	6,674,128	6,674,128
	2 Reserves for treasury shares	072	20,890,463	20,890,463
	3 Treasury shares and holdings (deductible item)	073	-8,600,309	-8,600,309
	4 Statutory reserves	074	125,369	125,369
	5 Other reserves	075	68,193,599	68,193,599
	IV REVALUATION RESERVES	076	-15,862,016	7,691,608
	V FAIR VALUE RESERVES AND OTHER (ADP 078 to 082)	077	-46,685,821	19,781,711
	1 Financial assets at fair value through other comprehensive income (i.e. available for sale)	078	0	0
	2 Cash flow hedge - effective portion	079	0	0
	3 Hedge of a net investment in a foreign operation - effective portion	080	0	0
	4 Other fair value reserves	081	0	0
	5 Exchange differences arising from the translation of foreign operations (consolidation)	082	-46,685,821	19,781,711
	VI RETAINED PROFIT OR LOSS BROUGHT FORWARD (ADP 084-085)	083	169,140,340	201,863,319
	1 Retained profit	084	169,140,340	201,863,319
	2 Loss brought forward	085	0	0

Balance sheet

balance as at 30.6.2022
Submitter: AD Plastik Group

ITEM		ADP CODE	LAST DAY OF THE PRECEDING BUSINESS YEAR	AT THE REPORTING DATE OF THE CURRENT PERIOD
1		2	3	4
VII PROFIT OR LOSS FOR THE BUSINESS YEAR (ADP 087-088)		086	32,722,979	-59,399,437
1 Profit for the business year		087	32,722,979	0
2 Loss for the business year		088	0	59,399,437
VIII MINORITY (NON-CONTROLLING) INTEREST		089	0	0
B)	PROVISIONS (ADP 091 TO 096)	090	4,912,924	4,902,671
1 Provisions for pensions, termination benefits and similar obligations		091	2,739,243	2,740,054
2 Provisions for tax liabilities		092	0	0
3 Provisions for ongoing legal cases		093	537,125	501,521
4 Provisions for renewal of natural resources		094	0	0
5 Provisions for warranty obligations		095	0	0
6 Other provisions		096	1,636,556	1,661,096
C)	LONG-TERM LIABILITIES (ADP 098 TO 108)	097	262,473,479	233,289,230
1 Liabilities to undertakings within the group		098	0	0
2 Liabilities for loans, deposits, etc. of undertakings within the group		099	0	0
3 Liabilities to companies linked by virtue of participating interests		100	0	0
4 Liabilities for loans, deposits etc. of companies linked by virtue of participating interests		101	0	0
5 Liabilities for loans, deposits etc.		102	7,123,308	5,504,055
6 Liabilities to banks and other financial institutions		103	238,099,674	215,376,203
7 Liabilities for advance payments		104	0	0
8 Liabilities to suppliers		105	0	0
9 Liabilities for securities		106	0	0
10 Other long-term liabilities		107	17,250,497	12,408,972
11 Deferred tax liability		108	0	0
D)	SHORT-TERM LIABILITIES (ADP 110 TO 123)	109	354,577,596	315,926,289
1 Liabilities to undertakings within the group		110	0	0
2 Liabilities for loans, deposits, etc. of undertakings within the group		111	0	0
3 Liabilities to companies linked by virtue of participating interests		112	0	0
4 Liabilities for loans, deposits etc. of companies linked by virtue of participating interests		113	0	0
5 Liabilities for loans, deposits etc.		114	40,259,146	21,810,756
6 Liabilities to banks and other financial institutions		115	101,023,194	101,732,330
7 Liabilities for advance payments		116	38,568,327	56,455,732
8 Liabilities to suppliers		117	120,038,102	91,825,990
9 Liabilities for securities		118	0	0
10 Liabilities to employees		119	12,448,618	14,423,043
11 Taxes, contributions and similar liabilities		120	19,580,767	9,908,244
12 Liabilities arising from the share in the result		121	1,104,354	1,079,055
13 Liabilities arising from fixed assets held for sale		122	0	0
14 Other short-term liabilities		123	21,535,088	18,691,139
E)	ACCRUALS AND DEFERRED INCOME	124	9,276,551	9.852.960
F)	TOTAL – LIABILITIES (ADP 067+090+097+109+124)	125	1,470,465,944	1,433,838,263
G)	OFF-BALANCE SHEET ITEMS	126	84,605,485	95,781,106

Statement of profit or loss

for the period 1.1.2022 to 30.6.2022
Submitter: AD Plastik Group

ITEM 1	ADP CODE 2	SAME PERIOD OF THE PREVIOUS YEAR		CURRENT PERIOD	
		CUMULATIVE 3	QUARTER 4	CUMULATIVE 5	QUARTER 6
I. I OPERATING INCOME (ADP 002 TO 006)	001	622,434,123	295,229,222	433,086,985	181,253,112
1 Income from sales with undertakings within the group	002	0	0	0	0
2 Income from sales (outside group)	003	606,619,234	282,678,204	425,732,329	178,217,317
3 Income from the use of own products, goods and services	004	383,348	255,333	665,168	162,814
4 Other operating income with undertakings within the group	005	0	0	0	0
5 Other operating income (outside the group)	006	15,431,541	12,295,685	6,689,488	2,872,981
II. II OPERATING EXPENSES (ADP 008+009+013+017+018+019+022+029)	007	586,776,872	288,528,238	537,115,236	286,636,557
1 Changes in inventories of work in progress and finished goods	008	245,281	-3,927,610	-4,797,653	-1,461,162
2 Material costs (ADP 010 to 012)	009	382,799,797	188,589,856	292,520,802	127,790,501
a) Costs of raw materials and consumables	010	293,510,674	145,246,799	237,668,268	101,341,365
b) Costs of goods sold	011	46,464,389	21,114,186	12,850,447	4,327,991
c) Other external costs	012	42,824,734	22,228,871	42,002,087	22,121,145
3 Staff costs (ADP 014 to 016)	013	126,998,374	63,733,883	108,840,673	52,790,172
a) Net salaries and wages	014	81,954,856	41,169,038	71,563,739	34,975,804
b) Tax and contributions from salary costs	015	26,380,559	13,217,974	21,798,728	10,649,811
c) Contributions on salaries	016	18,662,959	9,346,871	15,478,206	7,164,557
4 Depreciation	017	46,843,747	23,480,131	47,605,202	24,308,496
5 Other costs	018	19,952,113	8,400,527	15,434,648	7,263,230
6 Value adjustments (ADP 020+021)	019	0	0	58,167,866	58,167,866
a) fixed assets other than financial assets	020	0	0	58,167,866	58,167,866
b) current assets other than financial assets	021	0	0	0	0
7 Provisions (ADP 023 to 028)	022	369,168	369,168	0	0
a) Provisions for pensions, termination benefits and similar obligations	023	22,046	22,046	0	0
b) Provisions for tax liabilities	024	0	0	0	0
c) Provisions for ongoing legal cases	025	347,122	347,122	0	0
d) Provisions for renewal of natural resources	026	0	0	0	0
e) Provisions for warranty obligations	027	0	0	0	0
f) Other provisions	028	0	0	0	0
8 Other operating expenses	029	9,568,392	7,882,283	19,343,698	17,777,454
III. III FINANCIAL INCOME (ADP 031 TO 040)	030	4,013,734	2,088,423	27,490,643	33,722,861
1 Income from investments in holdings (shares) of undertakings within the group	031	0	0	0	0
2 Income from investments in holdings (shares) of companies linked by virtue of participating interests	032	0	0	0	0
3 Income from other long-term financial investment and loans granted to undertakings within the group	033	0	0	0	0
4 Other interest income from operations with undertakings within the group	034	0	0	0	0

Statement of profit or loss

for the period 1.1.2022 to 30.6.2022
Submitter: AD Plastik Group

ITEM 1	ADP CODE 2	SAME PERIOD OF THE PREVIOUS YEAR		CURRENT PERIOD	
		CUMULATIVE 3	QUARTER 4	CUMULATIVE 5	QUARTER 6
5 Exchange rate differences and other financial income from operations with undertakings within the group	035	1,138,213	-425,001	24,335,022	27,992,944
6 Income from other long-term financial investments and loans	036	0	0	0	0
7 Other interest income	037	333,528	176,836	742,141	587,283
8 Exchange rate differences and other financial income	038	2,470,390	2,336,588	2,413,480	5,142,634
9 Unrealised gains (income) from financial assets	039	0	0	0	0
10 Other financial income	040	71,603	0	0	0
IV. FINANCIAL EXPENSES (ADP 042 TO 048)	041	3,192,860	1,554,186	1,819,292	879,627
1 Interest expenses and similar expenses with undertakings within the group	042	0	0	0	0
2 Exchange rate differences and other expenses from operations with undertakings within the group	043	0	0	0	0
3 Interest expenses and similar expenses	044	3,192,860	1,554,186	1,819,292	879,627
4 Exchange rate differences and other expenses	045	0	0	0	0
5 Unrealised losses (expenses) from financial assets	046	0	0	0	0
6 Value adjustments of financial assets (net)	047	0	0	0	0
7 Other financial expenses	048	0	0	0	0
V. SHARE IN PROFIT FROM UNDERTAKINGS LINKED BY VIRTUE OF PARTICIPATING INTERESTS	049	6,450,727	4,200,924	16,902,436	10,554,776
VI. SHARE IN PROFIT FROM JOINT VENTURES	050	0	0	0	0
VII. SHARE IN LOSS OF COMPANIES LINKED BY VIRTUE OF PARTICIPATING INTEREST	051	0	0	0	0
VIII. SHARE IN LOSS OF JOINT VENTURES	052	0	0	0	0
IX. TOTAL INCOME (ADP 001+030+049 +050)	053	632,898,584	301,518,569	477,480,064	225,530,749
X. TOTAL EXPENDITURE (ADP 007+041+051 + 052)	054	589,969,732	290,082,424	538,934,528	287,516,184
XI. PRE-TAX PROFIT OR LOSS (ADP 053-054)	055	42,928,852	11,436,145	-61,454,464	-61,985,435
1 Pre-tax profit (ADP 053-054)	056	42,928,852	11,436,145	0	0
2 Pre-tax loss (ADP 054-053)	057	0	0	-61,454,464	-61,985,435
XII. INCOME TAX	058	10,498,651	4,848,244	-2,055,027	-2,009,040
XIII. PROFIT OR LOSS FOR THE PERIOD (ADP 055-059)	059	32,430,201	6,587,901	-59,399,437	-59,976,395
1 Profit for the period (ADP 055-059)	060	32,430,201	6,587,901	0	0
2 Loss for the period (ADP 059-055)	061	0	0	-59,399,437	-59,976,395
DISCONTINUED OPERATIONS (TO BE FILLED IN BY UNDERTAKINGS SUBJECT TO IFRS ONLY WITH DISCONTINUED OPERATIONS)					
XIV. PRE-TAX PROFIT OR LOSS OF DISCONTINUED OPERATIONS (ADP 063-064)	062	0	0	0	0
1 Pre-tax profit from discontinued operations	063	0	0	0	0
2 Pre-tax loss on discontinued operations	064	0	0	0	0

Statement of profit or loss

for the period 1.1.2022 to 30.6.2022
Submitter: AD Plastik Group

ITEM 1	ADP CODE 2	SAME PERIOD OF THE PREVIOUS YEAR		CURRENT PERIOD	
		CUMULATIVE 3	QUARTER 4	CUMULATIVE 5	QUARTER 6
XV. INCOME TAX OF DISCONTINUED OPERATIONS	065	0	0	0	0
1 Discontinued operations profit for the period (ADP 062-065)	066	0	0	0	0
2 Discontinued operations loss for the period (ADP 065-062)	067	0	0	0	0
TOTAL OPERATIONS (TO BE FILLED IN ONLY BY UNDERTAKINGS SUBJECT TO IFRS WITH DISCONTINUED OPERATIONS)					
XVI. PRE-TAX PROFIT OR LOSS (ADP 055-+062)	068	0	0	0	0
1 Pre-tax profit (ADP 068)	069	0	0	0	0
2 Pre-tax loss (ADP 068)	070	0	0	0	0
XVII. INCOME TAX (ADP 058+065)	071	0	0	0	0
XVIII. PROFIT OR LOSS FOR THE PERIOD (ADP 068-071)	072	0	0	0	0
1 Profit for the period (ADP 068-071)	073	0	0	0	0
2 Loss for the period (ADP 071-068)	074	0	0	0	0
APPENDIX TO THE P&L (TO BE FILLED IN BY UNDERTAKINGS THAT DRAW UP CONSOLIDATED ANNUAL FINANCIAL STATEMENTS)					
XIX. PROFIT OR LOSS FOR THE PERIOD (ADP 076+077)	075	32,430,201	6,587,901	-59,399,437	-59,976,395
1 Attributable to owners of the parent	076	32,430,201	6,587,901	-59,399,437	-59,976,395
2 Attributable to minority (non-controlling) interest	077	0	0	0	0
STATEMENT OF OTHER COMPREHENSIVE INCOME (TO BE FILLED IN BY UNDERTAKINGS SUBJECT TO IFRS)					
I PROFIT OR LOSS FOR THE PERIOD	078	32,430,201	6,587,901	-59,399,437	-59,976,395
II. OTHER COMPREHENSIVE INCOME/LOSS BEFORE TAX (ADP 80+ 87)	079	7,188,669	4,156,317	95,909,562	103,197,091
III. ITEMS THAT WILL NOT BE RECLASSIFIED TO PROFIT OR LOSS (ADP 081 TO 085)	080	0	0	0	0
1 Changes in revaluation reserves of fixed tangible and intangible assets	081	0	0	0	0
2 Gains or losses from subsequent measurement of equity instruments at fair value through other comprehensive income	082	0	0	0	0
3 Fair value changes of financial liabilities at fair value through statement of profit or loss, attributable to changes in their credit risk	083	0	0	0	0
4 Actuarial gains/losses on the defined benefit obligation	084	0	0	0	0
5 Other items that will not be reclassified	085	0	0	0	0
6 Income tax relating to items that will not be reclassified	086	0	0	0	0

Statement of profit or loss

for the period 1.1.2022 to 30.6.2022
Submitter: AD Plastik Group

ITEM 1	ADP CODE 2	SAME PERIOD OF THE PREVIOUS YEAR		CURRENT PERIOD		
		CUMULATIVE 3	QUARTER 4	CUMULATIVE 5	QUARTER 6	
IV. ITEMS THAT MAY BE RECLASSIFIED TO PROFIT OR LOSS (ADP 088 TO 095)	087	7,188,669	4,156,317	95,909,562	103,197,091	
1 Exchange rate differences from translation of foreign operations	088	7,188,669	4,156,317	95,909,562	103,197,091	
2 Gains or losses from subsequent measurement of debt securities at fair value through other comprehensive income	089	0	0	0	0	
3 Profit or loss arising from effective cash flow hedging	090	0	0	0	0	
4 Profit or loss arising from effective hedge of a net investment in a foreign operation	091	0	0	0	0	
5 Share in other comprehensive income/loss of companies linked by virtue of participating interests	092	0	0	0	0	
6 Changes in fair value of the time value of option	093	0	0	0	0	
7 Changes in fair value of forward elements of forward contracts	094	0	0	0	0	
8 Other items that may be reclassified to profit or loss	095	0	0	0	0	
9 Income tax relating to items that may be reclassified to profit or loss	096	815,395	487,450	5,888,406	5,888,406	
V. NET OTHER COMPREHENSIVE INCOME OR LOSS (ADP 080+087- 086 - 096)	097	6,373,274	3,668,867	90,021,156	97,308,685	
VI. COMPREHENSIVE INCOME OR LOSS FOR THE PERIOD (ADP 078+097)	098	38,803,475	10,256,767	30,621,719	37,332,290	
APPENDIX TO THE STATEMENT ON COMPREHENSIVE INCOME (TO BE FILLED IN BY UNDERTAKINGS THAT DRAW UP CONSOLIDATED STATEMENTS)						
VI. COMPREHENSIVE INCOME OR LOSS FOR THE PERIOD (ADP 100+101)	099	38,803,475	10,256,768	30,621,719	37,332,290	
1 Attributable to owners of the parent	100	38,803,475	10,256,768	30,621,719	37,332,290	
2 Attributable to minority (non-controlling) interest	101	0	0	0	0	

Statement of cash flows

indirect method

for the period 1.1.2022 to 30.6.2022
Submitter: AD Plastik Group

ITEM 1	ADP CODE 2	SAME PERIOD OF THE PREVIOUS YEAR 3	CURRENT PERIOD 4
CASH FLOW FROM OPERATING ACTIVITIES			
1 Pre-tax profit	001	42,928,852	-61,454,464
2 Adjustments (ADP 003 to 010):	002	42,424,826	115,496,217
a) Depreciation	003	46,843,747	47,605,202
b) Gains and losses from sale and value adjustment of fixed tangible and intangible assets	004	-241,132	69,296,751
c) Gains and losses from sale and unrealised gains and losses and value adjustment of financial assets	005	-71,603	0
d) Interest and dividend income	006	-333,528	-742,141
e) Interest expenses	007	3,192,860	1,819,292
f) Provisions	008	0	-1,418,728
g) Exchange rate differences (unrealised)	009	-3,106,358	397,236
h) Other adjustments for non-cash transactions and unrealised gains and losses	010	-3,859,160	-1,461,395
I Cash flow increase or decrease before changes in working capital (ADP 001+002)	011	85,353,678	54,041,753
3 Changes in the working capital (ADP 013 to 016)	012	-5,736,815	25,252,792
a) Increase or decrease in short-term liabilities	013	-48,419,940	-2,497,517
b) Increase or decrease in short-term receivables	014	52,906,137	103,051,629
c) Increase or decrease in inventories	015	-10,223,012	-75,301,320
d) Other increase or decrease in working capital	016	0	0
II Cash from operations (ADP 011+012)	017	79,616,863	79,294,545
4 Interest paid	018	-3,392,629	-2,018,517
5 Income tax paid	019	-2,207,121	-577,756
A) NET CASH FLOW FROM OPERATING ACTIVITIES (ADP 017 TO 019)	020	74,017,113	76,698,272
CASH FLOW FROM INVESTMENT ACTIVITIES			
1 Cash receipts from sales of fixed tangible and intangible assets	021	247,610	116,593
2 Cash receipts from sales of financial instruments	022	133,303	0
3 Interest received	023	292,998	362,176
4 Dividends received	024	9,768,633	0
5 Cash receipts from repayment of loans and deposits	025	0	0
6 Other cash receipts from investment activities	026	0	0
III Total cash receipts from investment activities (ADP 021 to 026)	027	10,442,544	478,769
1 Cash payments for the purchase of fixed tangible and intangible assets	028	-20,714,503	-24,066,915
2 Cash payments for the acquisition of financial instruments	029	0	0
3 Cash payments for loans and deposits for the period	030	0	0
4 Acquisition of a subsidiary, net of cash acquired	031	0	0
5 Other cash payments from investment activities	032	0	0
IV Total cash payments from investment activities (ADP 028 to 032)	033	-20,714,503	-24,066,915
B) NET CASH FLOW FROM INVESTMENT ACTIVITIES (ADP 027 +033)	034	-10,271,959	-23,588,146

Statement of cash flows

indirect method

for the period 1.1.2022 to 30.6.2022
Submitter: AD Plastik Group

ITEM 1	ADP CODE 2	SAME PERIOD OF THE PREVIOUS YEAR 3	CURRENT PERIOD 4
CASH FLOW FROM FINANCING ACTIVITIES			
1 Cash receipts from the increase in initial (subscribed) capital	035	0	0
2 Cash receipts from the issue of equity financial instruments and debt financial instruments	036	0	0
3 Cash receipts from credit principals, loans and other borrowings	037	77,060,497	51,337,087
4 Other cash receipts from financing activities	038	0	0
V Total cash receipts from financing activities (ADP 035 to 038)	039	77,060,497	51,337,087
1 Cash payments for the repayment of credit principals, loans and other borrowings and debt financial instruments	040	-95,275,836	-93,315,309
2 Cash payments for dividends	041	-33,101,920	0
3 Cash payments for finance lease	042	-3,451,953	-4,379,195
4 Cash payments for the redemption of treasury shares and decrease in initial (subscribed) capital	043	0	0
5 Other cash payments from financing activities	044	0	0
VI Total cash payments from financing activities (ADP 040 to 044)	045	-131,829,709	-97,694,504
C) NET CASH FLOW FROM FINANCING ACTIVITIES (ADP 039 +045)	046	-54,769,212	-46,357,417
1 Unrealised exchange rate differences in respect of cash and cash equivalents	047	7,396	442,868
D) NET INCREASE OR DECREASE IN CASH FLOWS (ADP 020+034+046+047)	048	8,983,338	7,195,577
E) CASH AND CASH EQUIVALENTS AT THE BEGINNING OF THE PERIOD	049	62,666,842	30,152,472
F) CASH AND CASH EQUIVALENTS AT THE END OF THE PERIOD (ADP 048+049)	050	71,650,180	37,348,049

Statement of changes in equity

for the period 1.1.2022 to 30.6.2022
Submitter: AD Plastik Group

Item	ADP code	ATTRIBUTABLE TO OWNERS OF THE PARENT																Minority (non-controlling) interest	Total capital and reserves
		Initial (subscribed) capital	Capital reserves	Legal reserves	Reserves for treasury shares	Treasury shares and holdings (deductible item)	Statutory reserves	Other reserves	Revaluation reserves	Fair value of financial assets through other comprehensive income (available for sale)	Cash flow hedge - effective portion	Hedge of a net investment in a foreign operation - effective portion	Other fair value reserves	Exchange rate differences from translation of foreign operations	Retained profit / loss brought forward	Profit/loss for the business year	Total attributable to owners of the parent		
1	2	3	4	5	6	7	8	9	10	11	12	13	14	15	16	17	18 (3 to 6 - 7 + 8 to 17)	19	20 (18+19)
Previous period																			
1 Balance on the first day of the previous business year	01	419,958,400	192,394,466	6,674,128	20,890,463	11,795,123	125,369	76,418,790	-20,791,430	0	0	0	0	-50,457,353	180,279,146	46,928,570	860,625,426	0	860,625,426
2 Changes in accounting policies	02	0	0	0	0	0	0	0	0	0	0	0	0	0	0	0	0	0	0
3 Correction of errors	03	0	0	0	0	0	0	0	0	0	0	0	0	0	0	0	0	0	0
4 Balance on the first day of the previous business year (restated) (ADP 01 to 03)	04	419,958,400	192,394,466	6,674,128	20,890,463	11,795,123	125,369	76,418,790	-20,791,430	0	0	0	0	-50,457,353	180,279,146	46,928,570	860,625,426	0	860,625,426
5 Profit/loss of the period	05	0	0	0	0	0	0	0	0	0	0	0	0	0	0	32,430,201	32,430,201	0	32,430,201
6 Exchange rate differences from translation of foreign operations	06	0	0	0	0	0	0	0	0	0	0	0	0	3,111,694	0	0	3,111,694	0	3,111,694
7 Changes in revaluation reserves of fixed tangible and intangible assets	07	0	0	0	0	0	0	0	0	0	0	0	0	0	0	0	0	0	0
8 Gains or losses from subsequent measurement of financial assets at fair value through other comprehensive income (available for sale)	08	0	0	0	0	0	0	0	0	0	0	0	0	0	0	0	0	0	0
9 Profit or loss arising from effective cash flow hedge	09	0	0	0	0	0	0	0	0	0	0	0	0	0	0	0	0	0	0
10 Profit or loss arising from effective hedge of a net investment in a foreign operation	10	0	0	0	0	0	0	0	0	0	0	0	0	0	0	0	0	0	0
11 Share in other comprehensive income/ loss of companies linked by virtue of participating interests	11	0	0	0	0	0	0	0	0	0	0	0	0	0	0	0	0	0	0
12 Actuarial gains/losses on the defined benefit obligation	12	0	0	0	0	0	0	0	0	0	0	0	0	0	0	0	0	0	0
13 Other changes in equity unrelated to owners	13	0	0	0	0	0	0	0	3,977,536	0	0	0	0	0	0	0	3,977,536	0	3,977,536
14 Tax on transactions recognised directly in equity	14	0	0	0	0	0	0	0	-715,956	0	0	0	0	0	0	0	-715,956	0	-715,956
15 Decrease in initial (subscribed) capital (other than arising from the pre-bankruptcy settlement procedure or from the reinvestment of profit)	15	0	0	0	0	0	0	0	0	0	0	0	0	0	0	0	0	0	0

Statement of changes in equity

for the period 1.1.2022 to 30.6.2022
Submitter: AD Plastik Group

Item	ADP code	ATTRIBUTABLE TO OWNERS OF THE PARENT																Minority (non-controlling) interest	Total capital and reserves
		Initial (subscribed) capital	Capital reserves	Legal reserves	Reserves for treasury shares	Treasury shares and holdings (deductible item)	Statutory reserves	Other reserves	Revaluation reserves	Fair value of financial assets through other comprehensive income (available for sale)	Cash flow hedge - effective portion	Hedge of a net investment in a foreign operation - effective portion	Other fair value reserves	Exchange rate differences from translation of foreign operations	Retained profit / loss brought forward	Profit/loss for the business year	Total attributable to owners of the parent		
1	2	3	4	5	6	7	8	9	10	11	12	13	14	15	16	17	18 (3 to 6 - 7 + 8 to 17)	19	20 (18+19)
16 Decrease in initial (subscribed) capital arising from the pre-bankruptcy settlement procedure	16	0	0	0	0	0	0	0	0	0	0	0	0	0	0	0	0	0	0
17 Decrease in initial (subscribed) capital arising from the reinvestment of profit	17	0	0	0	0	0	0	0	0	0	0	0	0	0	0	0	0	0	0
18 Redemption of treasury shares/holdings	18	0	0	0	0	0	0	0	0	0	0	0	0	0	0	0	0	0	0
19 Payments from members/shareholders	19	0	0	0	0	0	0	0	0	0	0	0	0	0	0	0	0	0	0
20 Payment of share in profit/dividend	20	0	0	0	0	0	0	0	0	0	0	0	0	0	-33,101,920	0	-33,101,920	0	-33,101,920
21 Other distributions and payments to members/shareholders	21	0	292,436	0	0	-3,126,494	0	0	0	0	0	0	0	0	0	0	3,418,930	0	3,418,930
22 Transfer to reserves according to the annual schedule	22	0	0	0	0	0	0	0	0	0	0	0	0	0	46,928,570	-46,928,570	0	0	0
23 Increase in reserves arising from the pre-bankruptcy settlement procedure	23	0	0	0	0	0	0	0	0	0	0	0	0	0	0	0	0	0	0
24 Balance on the last day of the previous business year reporting period (ADP 04 to 23)	24	419,958,400	192,686,902	6,674,128	20,890,463	8,668,629	125,369	76,418,790	-17,529,850	0	0	0	0	-47,345,659	194,105,796	32,430,201	869,745,911	0	869,745,911
APPENDIX TO THE STATEMENT OF CHANGES IN EQUITY (to be filled in by undertakings that draw up financial statements in accordance with the IFRS)																			
I OTHER COMPREHENSIVE INCOME OF THE PREVIOUS PERIOD, NET OF TAX (ADP 06 to 14)	25	0	0	0	0	0	0	0	3,261,580	0	0	0	0	3,111,694	0	0	6,373,274	0	6,373,274
II COMPREHENSIVE INCOME OR LOSS FOR THE PREVIOUS PERIOD (ADP 05+25)	26	0	0	0	0	0	0	0	3,261,580	0	0	0	0	3,111,694	0	32,430,201	38,803,475	0	38,803,475
III TRANSACTIONS WITH OWNERS IN THE PREVIOUS PERIOD RECOGNISED DIRECTLY IN EQUITY (ADP 15 to 23)	27	0	292,436	0	0	-3,126,494	0	0	0	0	0	0	0	0	13,826,650	-46,928,570	-29,682,990	0	-29,682,990

Statement of changes in equity

for the period 1.1.2022 to 30.6.2022
Submitter: AD Plastik Group

Item	ADP code	ATTRIBUTABLE TO OWNERS OF THE PARENT																Minority (non-controlling) interest	Total capital and reserves
		Initial (subscribed) capital	Capital reserves	Legal reserves	Reserves for treasury shares	Treasury shares and holdings (deductible item)	Statutory reserves	Other reserves	Revaluation reserves	Fair value of financial assets through other comprehensive income (available for sale)	Cash flow hedge - effective portion	Hedge of a net investment in a foreign operation - effective portion	Other fair value reserves	Exchange rate differences from translation of foreign operations	Retained profit / loss brought forward	Profit/loss for the business year	Total attributable to owners of the parent		
1	2	3	4	5	6	7	8	9	10	11	12	13	14	15	16	17	18 (3 to 6 - 7 + 8 to 17)	19	20 (18+19)
Current period																			
1 Balance on the first day of the current business year	28	419,958,400	192,688,262	6,674,128	20,890,463	8,600,309	125,369	68,193,599	-15,862,017	0	0	0	0	-46,685,821	169,140,340	32,722,979	839,245,393	0	839,245,393
2 Changes in accounting policies	29	0	0	0	0	0	0	0	0	0	0	0	0	0	0	0	0	0	0
3 Correction of errors	30	0	0	0	0	0	0	0	0	0	0	0	0	0	0	0	0	0	0
4 Balance on the first day of the current business year (restated) (AOP 28 to 30)	31	419,958,400	192,688,262	6,674,128	20,890,463	8,600,309	125,369	68,193,599	-15,862,017	0	0	0	0	-46,685,821	169,140,340	32,722,979	839,245,393	0	839,245,393
5 Profit/loss of the period	32	0	0	0	0	0	0	0	0	0	0	0	0	0	0	-59,399,437	-59,399,437	0	-59,399,437
6 Exchange rate differences from translation of foreign operations	33	0	0	0	0	0	0	0	0	0	0	0	0	66,467,532	0	0	66,467,532	0	66,467,532
7 Changes in revaluation reserves of fixed tangible and intangible assets	34	0	0	0	0	0	0	0	0	0	0	0	0	0	0	0	0	0	0
8 Gains or losses from subsequent measurement of financial assets at fair value through other comprehensive income (available for sale)	35	0	0	0	0	0	0	0	0	0	0	0	0	0	0	0	0	0	0
9 Profit or loss arising from effective cash flow hedge	36	0	0	0	0	0	0	0	0	0	0	0	0	0	0	0	0	0	0
10 Profit or loss arising from effective hedge of a net investment in a foreign operation	37	0	0	0	0	0	0	0	0	0	0	0	0	0	0	0	0	0	0
11 Share in other comprehensive income/ loss of companies linked by virtue of participating interests	38	0	0	0	0	0	0	0	0	0	0	0	0	0	0	0	0	0	0
12 Actuarial gains/losses on the defined benefit obligation	39	0	0	0	0	0	0	0	0	0	0	0	0	0	0	0	0	0	0
13 Other changes in equity unrelated to owners	40	0	0	0	0	0	0	0	28,723,932	0	0	0	0	0	0	0	28,723,932	0	28,723,932
14 Tax on transactions recognised directly in equity	41	0	0	0	0	0	0	0	-5,170,307	0	0	0	0	0	0	0	-5,170,307	0	-5,170,307

Statement of changes in equity

for the period 1.1.2022 to 30.6.2022
Submitter: AD Plastik Group

Item	ADP code	ATTRIBUTABLE TO OWNERS OF THE PARENT																Minority (non-controlling) interest	Total capital and reserves
		Initial (subscribed) capital	Capital reserves	Legal reserves	Reserves for treasury shares	Treasury shares and holdings (deductible item)	Statutory reserves	Other reserves	Revaluation reserves	Fair value of financial assets through other comprehensive income (available for sale)	Cash flow hedge - effective portion	Hedge of a net investment in a foreign operation - effective portion	Other fair value reserves	Exchange rate differences from translation of foreign operations	Retained profit / loss brought forward	Profit/loss for the business year	Total attributable to owners of the parent		
1	2	3	4	5	6	7	8	9	10	11	12	13	14	15	16	17	18 (3 to 6 - 7 + 8 to 17)	19	20 (18+19)
15 Decrease in initial (subscribed) capital (other than arising from the pre-bankruptcy settlement procedure or from the reinvestment of profit)	42	0	0	0	0	0	0	0	0	0	0	0	0	0	0	0	0	0	0
16 Decrease in initial (subscribed) capital arising from the pre-bankruptcy settlement procedure	43	0	0	0	0	0	0	0	0	0	0	0	0	0	0	0	0	0	0
17 Decrease in initial (subscribed) capital arising from the reinvestment of profit	44	0	0	0	0	0	0	0	0	0	0	0	0	0	0	0	0	0	0
18 Redemption of treasury shares / holdings	45	0	0	0	0	0	0	0	0	0	0	0	0	0	0	0	0	0	0
19 Payments from members/shareholders	46	0	0	0	0	0	0	0	0	0	0	0	0	0	0	0	0	0	0
20 Payment of share in profit/dividend	47	0	0	0	0	0	0	0	0	0	0	0	0	0	0	0	0	0	0
21 Other distributions and payments to members/shareholders	48	0	0	0	0	0	0	0	0	0	0	0	0	0	0	0	0	0	0
22 Carryforward per annual plane	49	0	0	0	0	0	0	0	0	0	0	0	0	0	32,722,979	-32,722,979	0	0	0
23 Increase in reserves arising from the pre-bankruptcy settlement procedure	50	0	0	0	0	0	0	0	0	0	0	0	0	0	0	0	0	0	0
24 Balance on the last day of the current business year reporting period (ADP 31 to 50)	51	419,958,400	192,688,262	6,674,128	20,890,463	8,600,309	125,369	68,193,599	7,691,608	0	0	0	0	19,781,711	201,863,319	-59,399,437	869,867,113	0	869,867,113
APPENDIX TO THE STATEMENT OF CHANGES IN EQUITY (to be filled in by undertakings that draw up financial statements in accordance with the IFRS)																			
I OTHER COMPREHENSIVE INCOME FOR THE CURRENT PERIOD, NET OF TAX (ADP 33 to 41)	52	0	0	0	0	0	0	0	23,553,625	0	0	0	0	66,467,532	0	0	90,021,157	0	90,021,157
II COMPREHENSIVE INCOME OR LOSS FOR THE CURRENT PERIOD (ADP 32 do 52)	53	0	0	0	0	0	0	0	23,553,625	0	0	0	0	66,467,532	0	-59,399,437	30,621,720	0	30,621,720
III TRANSACTIONS WITH OWNERS IN THE CURRENT PERIOD RECOGNISED DIRECTLY IN EQUITY (ADP 42 to 50)	54	0	0	0	0	0	0	0	0	0	0	0	0	0	32,722,979	-32,722,979	0	0	0

Notes to Financial Statements - TFI

(drawn up for quarterly
reporting periods)

Name of the issuer:	AD Plastik d.d.
Headquarter:	Ul. Antuna Gustava Matoša 8, 21210, Solin, Hrvatska
Personal identification number (OIB):	48351740621
MBS:	060007090
Reporting period:	1. 1. 2022. to 30. 6. 2022.

Notes to financial statements are available as part of AD Plastik Group's Unaudited financial statement. Unaudited financial statement is available on Zagreb Stock Exchange website.

AD Plastik Group Integrated annual report for 2021 year is available on Zagreb Stock Exchange website.

Same accounting policies are applied while drawing up financial statements for current reporting period as in the latest annual financial statements.

AD Plastik d.d. has issued corporate guarantees for the needs of subsidiaries in the following amounts: to banks HRK 73,022 thousand, to suppliers HRK 21,019 thousand, to customers HRK 773 thousand.

Amount owed by AD Plastik Group and falling due after more than five years amounts to HRK 1,043 thousand.

The average number of employees of AD Plastik d.d. in the period from 1.1.2022. to 30.6.2022. was 2,406.

In intangible assets in the period from 1.1.2022. to 30.6.2022., the cost of net salaries and wages of HRK 1,453,193, the cost of taxes and contributions from salaries of HRK 525,327, and the cost of contributions to salaries of HRK 288,040 were capitalized.

Deffered tax assets balance increased by HRK 2,447 thousand in the reporting period. Deferred tax asset on 31.12.2021 amounts HRK 7,564 thousand.

Annex 1

ISSUER'S GENERAL DATA

Reporting period:	1. 1. 2022.	to	30. 6. 2022.
Year:	2022	Quarter::	2

QUARTERLY FINANCIAL STATEMENTS

Registration number (MB):	03440494	Ozn. matične države članice izdavatelja:	HR
Entity's registration number (MBS):	060007090		
Personal identification number (OIB):	48351740621	LEI:	549300NFX18SRZHNT751
Institution code:	382		
Name of the issuer:	AD PLASTIK d.d.		
Postcode and town:	21210	Solin	
Street and house number:	Matoševa 8		
E-mail address:	informacije@adplastik.hr		
Web address:	www.adplastik.hr		
Number of employees (end of the reporting period):	1155		
Consolidated report:	KD	(KN-not consolidated/KD-consolidated)	
Audited:	RN	(RN-not audited/RD-audited)	

Bookkeeping firm:	NO	(Yes/No)
Contact person:	Jurun Krešimir	(only name and surname of the contact person)
Telephone:	021/206-663	
E-mail address:	kresimir.jurun@adplastik.hr	
Audit firm:		(name of the audit firm)
Certified auditor:		(name and surname)

Balance sheet

balance as at 30.6.2022
Submitter: AD Plastik d.d.

	ITEM 1	ADP CODE 2	LAST DAY OF THE PRECEDING BUSINESS YEAR 3	AT THE REPORTING DATE OF THE CURRENT PERIOD 4
ASSETS				
A)	RECEIVABLES FOR SUBSCRIBED CAPITAL UNPAID	001	0	0
B)	FIXED ASSETS (ADP 003+010+020+031+036)	002	924,325,580	831,687,456
	I INTANGIBLE ASSETS (ADP 004 to 009)	003	73,552,212	72,787,114
	1 Research and development	004	40,901,559	35,227,958
	2 Concessions, patents, licences, trademarks, software and other rights	005	1,134,218	809,535
	3 Goodwill	006	0	0
	4 Advances for the purchase of intangible assets	007	0	0
	5 Intangible assets in preparation	008	28,814,034	34,576,340
	6 Other intangible assets	009	2,702,401	2,173,281
	II TANGIBLE ASSETS (ADP 011 to 019)	010	577,335,116	558,274,440
	1 Land	011	130,739,904	130,739,904
	2 Buildings	012	177,900,277	176,126,087
	3 Plant and equipment	013	181,879,689	168,912,438
	4 Tools, working inventory and transportation assets	014	38,334,530	35,361,251
	5 Biological assets	015	0	0
	6 Advances for the purchase of tangible assets	016	0	0
	7 Tangible assets in preparation	017	6,377,527	8,943,588
	8 Other tangible assets	018	19,442,223	15,655,092
	9 Investment property	019	22,660,966	22,536,080
	III FIXED FINANCIAL ASSETS (ADP 021 to 030)	020	258,193,849	183,360,834
	1 Investments in holdings (shares) of undertakings within the group	021	127,611,746	86,030,867
	2 Investments in other securities of undertakings within the group	022	0	0
	3 Loans, deposits, etc. to undertakings within the group	023	108,826,948	75,574,812
	4. Investments in holdings (shares) of companies linked by virtue of participating interests	024	21,755,155	21,755,155
	5 Investment in other securities of companies linked by virtue of participating interests	025	0	0
	6 Loans, deposits etc. to companies linked by virtue of participating interests	026	0	0
	7 Investments in securities	027	0	0
	8 Loans, deposits, etc. given	028	0	0
	9 Other investments accounted for using the equity method	029	0	0
	10 Other fixed financial assets	030	0	0
	IV RECEIVABLES (ADP 032 to 035)	031	11,531,222	11,538,888
	1 Receivables from undertakings within the group	032	11,531,222	11,538,888
	2 Receivables from companies linked by virtue of participating interests	033	0	0
	3 Customer receivables	034	0	0
	4 Other receivables	035	0	0
	V DEFERRED TAX ASSETS	036	3,713,181	5,726,180
C)	CURRENT ASSETS (ADP 038+046+053+063)	037	339,459,656	291,978,847
	I INVENTORIES (ADP 039 to 045)	038	87,688,707	87,740,347
	1 Raw materials and consumables	039	54,059,195	52,271,259
	2 Work in progress	040	6,944,679	8,260,198
	3 Finished goods	041	16,252,180	16,071,947
	4 Merchandise	042	7,481,421	8,357,754
	5 Advances for inventories	043	2,951,232	2,779,189
	6 Fixed assets held for sale	044	0	0
	7 Biological assets	045	0	0

Balance sheet

balance as at 30.6.2022
Submitter: AD Plastik d.d.

ITEM		ADP CODE	LAST DAY OF THE PRECEDING BUSINESS YEAR	AT THE REPORTING DATE OF THE CURRENT PERIOD
1		2	3	4
II RECEIVABLES (ADP 047 to 052)		046	229,034,376	180,379,597
1	Receivables from undertakings within the group	047	54,791,612	64,848,868
2	Receivables from companies linked by virtue of participating interests	048	2,545,227	12,616,525
3	Customer receivables	049	157,959,621	92,782,866
4	Receivables from employees and members of the undertaking	050	14,719	93,605
5	Receivables from government and other institutions	051	12,065,569	7,929,964
6	Other receivables	052	1,657,628	2,107,769
III CURRENT FINANCIAL ASSETS (ADP 054 to 062)		053	12,939,822	15,258,630
1	Investments in holdings (shares) of undertakings within the group	054	0	0
2	Investments in other securities of undertakings within the group	055	0	0
3	Loans, deposits, etc. to undertakings within the group	056	12,939,822	15,258,630
4	Investments in holdings (shares) of companies linked by virtue of participating interests	057	0	0
5	Investment in other securities of companies linked by virtue of participating interests	058	0	0
6	Loans, deposits etc. to companies linked by virtue of participating interests	059	0	0
7	Investments in securities	060	0	0
8	Loans, deposits, etc. given	061	0	0
9	Other financial assets	062	0	0
IV CASH AT BANK AND IN HAND		063	9,796,751	8,600,273
D)	PREPAID EXPENSES AND ACCRUED INCOME	064	5,757,434	2,721,781
E)	TOTAL ASSETS (ADP 001+002+037+064)	065	1,269,542,670	1,126,388,084
F)	OFF-BALANCE SHEET ITEMS	066	84,605,485	95,781,106
LIABILITIES				
A)	CAPITAL AND RESERVES (ADP 068 TO 070+076+077+081+084+087)	067	781,220,072	700,019,053
I	INITIAL (SUBSCRIBED) CAPITAL	068	419,958,400	419,958,400
II	CAPITAL RESERVES	069	192,282,154	192,282,154
III RESERVES FROM PROFIT (ADP 071+072-073+074+075)		070	86,612,605	86,612,605
1	Legal reserves	071	6,128,852	6,128,852
2	Reserves for treasury shares	072	20,890,463	20,890,463
3	Treasury shares and holdings (deductible item)	073	-8,600,309	-8,600,309
4	Statutory reserves	074	0	0
5	Other reserves	075	68,193,599	68,193,599
IV REVALUATION RESERVES		076	0	0
V FAIR VALUE RESERVES AND OTHER (ADP 078 to 082)		077	0	0
1	Financial assets at fair value through other comprehensive income (i.e. available for sale)	078	0	0
2	Cash flow hedge - effective portion	079	0	0
3	Hedge of a net investment in a foreign operation - effective portion	080	0	0
4	Other fair value reserves	081	0	0
5	Exchange differences arising from the translation of foreign operations (consolidation)	082	0	0
VI RETAINED PROFIT OR LOSS BROUGHT FORWARD (ADP 084-085)		083	66,027,176	82,366,912
1	Retained profit	084	66,027,176	82,366,912
2	Loss brought forward	085	0	0

Balance sheet

balance as at 30.6.2022
Submitter: AD Plastik d.d.

ITEM		ADP CODE	LAST DAY OF THE PRECEDING BUSINESS YEAR	AT THE REPORTING DATE OF THE CURRENT PERIOD
1		2	3	4
VII PROFIT OR LOSS FOR THE BUSINESS YEAR (ADP 087-088)		086	16,339,737	-81,201,018
1 Profit for the business year		087	16,339,737	0
2 Loss for the business year		088	0	81,201,018
VIII MINORITY (NON-CONTROLLING) INTEREST		089	0	0
B)	PROVISIONS (ADP 091 TO 096)	090	3,854,469	3,854,469
1 Provisions for pensions, termination benefits and similar obligations		091	2,269,304	2,269,304
2 Provisions for tax liabilities		092	0	0
3 Provisions for ongoing legal cases		093	0	0
4 Provisions for renewal of natural resources		094	0	0
5 Provisions for warranty obligations		095	0	0
6 Other provisions		096	1,585,165	1,585,165
C)	LONG-TERM LIABILITIES (ADP 098 TO 108)	097	231,659,042	201,216,181
1 Liabilities to undertakings within the group		098	0	0
2 Liabilities for loans, deposits, etc. of undertakings within the group		099	0	0
3 Liabilities to companies linked by virtue of participating interests		100	0	0
4 Liabilities for loans, deposits etc. of companies linked by virtue of participating interests		101	0	0
5 Liabilities for loans, deposits etc.		102	0	0
6 Liabilities to banks and other financial institutions		103	217,479,355	191,477,321
7 Liabilities for advance payments		104	0	0
8 Liabilities to suppliers		105	0	0
9 Liabilities for securities		106	0	0
10 Other long-term liabilities		107	14,179,687	9,738,860
11 Deferred tax liability		108	0	0
D)	SHORT-TERM LIABILITIES (ADP 110 TO 123)	109	246,253,344	214,430,940
1 Liabilities to undertakings within the group		110	10,796,828	13,103,034
2 Liabilities for loans, deposits, etc. of undertakings within the group		111	0	0
3 Liabilities to companies linked by virtue of participating interests		112	0	0
4 Liabilities for loans, deposits etc. of companies linked by virtue of participating interests		113	0	0
5 Liabilities for loans, deposits etc.		114	37,699,554	18,860,973
6 Liabilities to banks and other financial institutions		115	77,785,286	81,717,342
7 Liabilities for advance payments		116	6,033,347	6,026,318
8 Liabilities to suppliers		117	79,766,341	64,911,647
9 Liabilities for securities		118	0	0
10 Liabilities to employees		119	8,574,528	8,244,412
11 Taxes, contributions and similar liabilities		120	8,477,808	5,218,612
12 Liabilities arising from the share in the result		121	128,104	169,768
13 Liabilities arising from fixed assets held for sale		122	0	0
14 Other short-term liabilities		123	16,991,548	16,178,834
E)	ACCRUALS AND DEFERRED INCOME	124	6,555,743	6,867,441
F)	TOTAL – LIABILITIES (ADP 067+090+097+109+124)	125	1,269,542,670	1,126,388,084
G)	OFF-BALANCE SHEET ITEMS	126	84,605,485	95,781,106

Statement of profit or loss

for the period 1.1.2022 to 30.6.2022
Submitter: AD Plastik d.d.

ITEM 1	ADP CODE 2	SAME PERIOD OF THE PREVIOUS YEAR		CURRENT PERIOD	
		CUMULATIVE 3	QUARTER 4	CUMULATIVE 5	QUARTER 6
I. OPERATING INCOME (ADP 002 TO 006)	001	412,299,155	194,894,893	317,224,848	140,567,597
1 Income from sales with undertakings within the group	002	29,098,110	15,180,856	19,518,963	6,429,555
2 Income from sales (outside group)	003	371,142,677	170,362,604	292,452,845	131,790,439
3 Income from the use of own products, goods and services	004	139,505	34,997	598,404	128,436
4 Other operating income with undertakings within the group	005	686,121	435,519	678,744	427,316
5 Other operating income (outside the group)	006	11,232,742	8,880,917	3,975,892	1,791,851
II. OPERATING EXPENSES (ADP 008+009+013+017+018+019+022+029)	007	395,377,740	189,440,666	333,254,293	160,434,923
1 Changes in inventories of work in progress and finished goods	008	999,233	-758,098	-1,176,742	-120,057
2 Material costs (ADP 010 to 012)	009	258,060,916	122,286,906	222,668,446	105,296,117
a) Costs of raw materials and consumables	010	166,774,471	78,925,544	151,130,265	68,797,565
b) Costs of goods sold	011	63,116,447	29,090,790	41,867,277	19,585,788
c) Other external costs	012	28,169,998	14,270,572	29,670,904	16,912,764
3 Staff costs (ADP 014 to 016)	013	82,169,725	40,727,432	65,821,277	32,501,360
a) Net salaries and wages	014	53,436,582	26,561,479	42,302,812	20,965,985
b) Tax and contributions from salary costs	015	18,476,832	9,170,342	14,852,270	7,310,656
c) Contributions on salaries	016	10,256,311	4,995,611	8,666,195	4,224,719
4 Depreciation	017	34,749,719	17,210,128	34,099,069	17,234,539
5 Other costs	018	13,506,658	4,842,186	10,990,536	5,274,534
6 Value adjustments (ADP 020+021)	019	0	0	0	0
a) fixed assets other than financial assets	020	0	0	0	0
b) current assets other than financial assets	021	0	0	0	0
7 Provisions (ADP 023 to 028)	022	0	0	0	0
a) Provisions for pensions, termination benefits and similar obligations	023	0	0	0	0
b) Provisions for tax liabilities	024	0	0	0	0
c) Provisions for ongoing legal cases	025	0	0	0	0
d) Provisions for renewal of natural resources	026	0	0	0	0
e) Provisions for warranty obligations	027	0	0	0	0
f) Other provisions	028	0	0	0	0
8 Other operating expenses	029	5,891,489	5,132,112	851,707	248,430
III. FINANCIAL INCOME (ADP 031 TO 040)	030	7,394,280	4,298,776	9,429,104	5,530,100
1 Income from investments in holdings (shares) of undertakings within the group	031	0	0	0	0
2 Income from investments in holdings (shares) of companies linked by virtue of participating interests	032	4,963,744	2,465,986	7,644,455	7,644,455
3 Income from other long-term financial investment and loans granted to undertakings within the group	033	0	0	0	0

Statement of profit or loss

for the period 1.1.2022 to 30.6.2022
Submitter: AD Plastik d.d.

ITEM 1	ADP CODE 2	SAME PERIOD OF THE PREVIOUS YEAR		CURRENT PERIOD		
		CUMULATIVE 3	QUARTER 4	CUMULATIVE 5	QUARTER 6	
4 Other interest income from operations with undertakings within the group	034	1,716,544	860,183	1,533,853	772,002	
5 Exchange rate differences and other financial income from operations with undertakings within the group	035	0	0	250,544	-2,051,909	
6 Income from other long-term financial investments and loans	036	0	0	0	0	
7 Other interest income	037	1,039	67	252	91	
8 Exchange rate differences and other financial income	038	641,350	972,540	0	-834,539	
9 Unrealised gains (income) from financial assets	039	0	0	0	0	
10 Other financial income	040	71,603	0	0	0	
IV. FINANCIAL EXPENSES (ADP 042 TO 048)	041	3,614,273	3,022,554	76,613,676	72,878,307	
1 Interest expenses and similar expenses with undertakings within the group	042	0	0	0	0	
2 Exchange rate differences and other expenses from operations with undertakings within the group	043	1,084,170	1,778,947	0	-780,171	
3 Interest expenses and similar expenses	044	2,530,103	1,243,607	1,511,579	726,951	
4 Exchange rate differences and other expenses	045	0	0	102,097	-2,068,473	
5 Unrealised losses (expenses) from financial assets	046	0	0	0	0	
6 Value adjustments of financial assets (net)	047	0	0	75,000,000	75,000,000	
7 Other financial expenses	048	0	0	0	0	
V. SHARE IN PROFIT FROM UNDERTAKINGS LINKED BY VIRTUE OF PARTICIPATING INTERESTS	049	0	0	0	0	
VI. SHARE IN PROFIT FROM JOINT VENTURES	050	0	0	0	0	
VII. SHARE IN LOSS OF COMPANIES LINKED BY VIRTUE OF PARTICIPATING INTEREST	051	0	0	0	0	
VIII. SHARE IN LOSS OF JOINT VENTURES	052	0	0	0	0	
IX. TOTAL INCOME (ADP 001+030+049 +050)	053	419,693,435	199,193,669	326,653,952	146,097,697	
X. TOTAL EXPENDITURE (ADP 007+041+051 + 052)	054	398,992,013	192,463,220	409,867,969	233,313,230	
XI. PRE-TAX PROFIT OR LOSS (ADP 053-054)	055	20,701,422	6,730,449	-83,214,017	-87,215,533	
1 Pre-tax profit (ADP 053-054)	056	20,701,422	6,730,449	0	0	
2 Pre-tax loss (ADP 054-053)	057	0	0	-83,214,017	-87,215,533	
XII. INCOME TAX	058	3,902,500	1,951,250	-2,012,999	-2,012,999	
XIII. PROFIT OR LOSS FOR THE PERIOD (ADP 055-059)	059	16,798,922	4,779,199	-81,201,018	-85,202,534	
1 Profit for the period (ADP 055-059)	060	16,798,922	4,779,199	0	0	
2 Loss for the period (ADP 059-055)	061	0	0	-81,201,018	-85,202,534	
DISCONTINUED OPERATIONS (TO BE FILLED IN BY UNDERTAKINGS SUBJECT TO IFRS ONLY WITH DISCONTINUED OPERATIONS)						
XIV. PRE-TAX PROFIT OR LOSS OF DISCONTINUED OPERATIONS (ADP 063-064)	062	0	0	0	0	
1 Pre-tax profit from discontinued operations	063	0	0	0	0	
2 Pre-tax loss on discontinued operations	064	0	0	0	0	

Statement of profit or loss

for the period 1.1.2022 to 30.6.2022
Submitter: AD Plastik d.d.

ITEM 1	ADP CODE 2	SAME PERIOD OF THE PREVIOUS YEAR		CURRENT PERIOD		
		CUMULATIVE 3	QUARTER 4	CUMULATIVE 5	QUARTER 6	
XV. INCOME TAX OF DISCONTINUED OPERATIONS	065	0	0	0	0	
1 Discontinued operations profit for the period (ADP 062-065)	066	0	0	0	0	
2 Discontinued operations loss for the period (ADP 065-062)	067	0	0	0	0	
TOTAL OPERATIONS (TO BE FILLED IN ONLY BY UNDERTAKINGS SUBJECT TO IFRS WITH DISCONTINUED OPERATIONS)						
XVI. PRE-TAX PROFIT OR LOSS (ADP 055-+062)	068	0	0	0	0	
1 Pre-tax profit (ADP 068)	069	0	0	0	0	
2 Pre-tax loss (ADP 068)	070	0	0	0	0	
XVII. INCOME TAX (ADP 058+065)	071	0	0	0	0	
XVIII. PROFIT OR LOSS FOR THE PERIOD (ADP 068-071)	072	0	0	0	0	
1 Profit for the period (ADP 068-071)	073	0	0	0	0	
2 Loss for the period (ADP 071-068)	074	0	0	0	0	
APPENDIX TO THE P&L (TO BE FILLED IN BY UNDERTAKINGS THAT DRAW UP CONSOLIDATED ANNUAL FINANCIAL STATEMENTS)						
XIX. PROFIT OR LOSS FOR THE PERIOD (ADP 076+077)	075	0	0	0	0	
1 Attributable to owners of the parent	076	0	0	0	0	
2 Attributable to minority (non-controlling) interest	077	0	0	0	0	
STATEMENT OF OTHER COMPREHENSIVE INCOME (TO BE FILLED IN BY UNDERTAKINGS SUBJECT TO IFRS)						
I PROFIT OR LOSS FOR THE PERIOD	078	16,798,922	4,779,199	-81,201,018	-85,202,534	
II. OTHER COMPREHENSIVE INCOME/LOSS BEFORE TAX (ADP 80+ 87)	079	0	0	0	0	
III. ITEMS THAT WILL NOT BE RECLASSIFIED TO PROFIT OR LOSS (ADP 081 TO 085)	080	0	0	0	0	
1 Changes in revaluation reserves of fixed tangible and intangible assets	081	0	0	0	0	
2 Gains or losses from subsequent measurement of equity instruments at fair value through other comprehensive income	082	0	0	0	0	
3 Fair value changes of financial liabilities at fair value through statement of profit or loss, attributable to changes in their credit risk	083	0	0	0	0	
4 Actuarial gains/losses on the defined benefit obligation	084	0	0	0	0	
5 Other items that will not be reclassified	085	0	0	0	0	
6 Income tax relating to items that will not be reclassified	086	0	0	0	0	

Statement of profit or loss

for the period 1.1.2022 to 30.6.2022
Submitter: AD Plastik d.d.

	ITEM 1	ADP CODE 2	SAME PERIOD OF THE PREVIOUS YEAR		CURRENT PERIOD	
			CUMULATIVE 3	QUARTER 4	CUMULATIVE 5	QUARTER 6
IV.	ITEMS THAT MAY BE RECLASSIFIED TO PROFIT OR LOSS (ADP 088 TO 095)	087	0	0	0	0
	1 Exchange rate differences from translation of foreign operations	088	0	0	0	0
	2 Gains or losses from subsequent measurement of debt securities at fair value through other comprehensive income	089	0	0	0	0
	3 Profit or loss arising from effective cash flow hedging	090	0	0	0	0
	4 Profit or loss arising from effective hedge of a net investment in a foreign operation	091	0	0	0	0
	5 Share in other comprehensive income/loss of companies linked by virtue of participating interests	092	0	0	0	0
	6 Changes in fair value of the time value of option	093	0	0	0	0
	7 Changes in fair value of forward elements of forward contracts	094	0	0	0	0
	8 Other items that may be reclassified to profit or loss	095	0	0	0	0
	9 Income tax relating to items that may be reclassified to profit or loss	096	0	0	0	0
V.	NET OTHER COMPREHENSIVE INCOME OR LOSS (ADP 080+087- 086 - 096)	097	0	0	0	0
VI.	COMPREHENSIVE INCOME OR LOSS FOR THE PERIOD (ADP 078+097)	098	16,798,922	4,779,199	-81,201,018	-85,202,534
APPENDIX TO THE STATEMENT ON COMPREHENSIVE INCOME (TO BE FILLED IN BY UNDERTAKINGS THAT DRAW UP CONSOLIDATED STATEMENTS)						
VI.	COMPREHENSIVE INCOME OR LOSS FOR THE PERIOD (ADP 100+101)	099	0	0	0	0
	1 Attributable to owners of the parent	100	0	0	0	0
	2 Attributable to minority (non-controlling) interest	101	0	0	0	0

Statement of cash flows

indirect method

for the period 1.1.2022 to 30.6.2022
Submitter: AD Plastik d.d.

ITEM 1	ADP CODE 2	SAME PERIOD OF THE PREVIOUS YEAR 3	CURRENT PERIOD 4
CASH FLOW FROM OPERATING ACTIVITIES			
1 Pre-tax profit	001	20,701,422	-83,214,018
2 Adjustments (ADP 003 to 010):	002	33,332,787	103,058,404
a) Depreciation	003	34,749,719	34,099,069
b) Gains and losses from sale and value adjustment of fixed tangible and intangible assets	004	0	110,858
c) Gains and losses from sale and unrealised gains and losses and value adjustment of financial assets	005	-71,603	75,000,000
d) Interest and dividend income	006	-6,681,327	-9,178,560
e) Interest expenses	007	2,530,103	1,511,579
f) Provisions	008	0	0
g) Exchange rate differences (unrealised)	009	-403,090	-593,342
h) Other adjustments for non-cash transactions and unrealised gains and losses	010	3,208,985	2,108,800
I Cash flow increase or decrease before changes in working capital (ADP 001+002)	011	54,034,209	19,844,386
3 Changes in the working capital (ADP 013 to 016)	012	5,307,958	40,127,904
a) Increase or decrease in short-term liabilities	013	-43,037,507	-16,128,800
b) Increase or decrease in short-term receivables	014	40,602,005	56,308,343
c) Increase or decrease in inventories	015	7,743,460	-51,639
d) Other increase or decrease in working capital	016	0	0
II Cash from operations (ADP 011+012)	017	59,342,167	59,972,290
4 Interest paid	018	-2,742,282	-1,596,167
5 Income tax paid	019	0	0
A) NET CASH FLOW FROM OPERATING ACTIVITIES (ADP 017 TO 019)	020	56,599,885	58,376,123
CASH FLOW FROM INVESTMENT ACTIVITIES			
1 Cash receipts from sales of fixed tangible and intangible assets	021	0	0
2 Cash receipts from sales of financial instruments	022	133,303	0
3 Interest received	023	545,258	252
4 Dividends received	024	9,768,633	0
5 Cash receipts from repayment of loans and deposits	025	0	0
6 Other cash receipts from investment activities	026	0	0
III Total cash receipts from investment activities (ADP 021 to 026)	027	10,447,194	252
1 Cash payments for the purchase of fixed tangible and intangible assets	028	-11,898,615	-14,135,519
2 Cash payments for the acquisition of financial instruments	029	0	0
3 Cash payments for loans and deposits for the period	030	0	0
4 Acquisition of a subsidiary, net of cash acquired	031	0	0
5 Other cash payments from investment activities	032	0	0
IV Total cash payments from investment activities (ADP 028 to 032)	033	-11,898,615	-14,135,519
B) NET CASH FLOW FROM INVESTMENT ACTIVITIES (ADP 027 +033)	034	-1,451,421	-14,135,267

Statement of cash flows

indirect method

for the period 1.1.2022 to 30.6.2022
Submitter: AD Plastik d.d.

ITEM 1	ADP CODE 2	SAME PERIOD OF THE PREVIOUS YEAR 3	CURRENT PERIOD 4
CASH FLOW FROM FINANCING ACTIVITIES			
1 Cash receipts from the increase in initial (subscribed) capital	035	0	0
2 Cash receipts from the issue of equity financial instruments and debt financial instruments	036	0	0
3 Cash receipts from credit principals, loans and other borrowings	037	68,600,652	26,374,516
4 Other cash receipts from financing activities	038	0	0
V Total cash receipts from financing activities (ADP 035 to 038)	039	68,600,652	26,374,516
1 Cash payments for the repayment of credit principals, loans and other borrowings and debt financial instruments	040	-85,437,621	-68,102,664
2 Cash payments for dividends	041	-33,101,920	0
3 Cash payments for finance lease	042	-3,063,931	-3,743,562
4 Cash payments for the redemption of treasury shares and decrease in initial (subscribed) capital	043	0	0
5 Other cash payments from financing activities	044	0	0
VI Total cash payments from financing activities (ADP 040 to 044)	045	-121,603,472	-71,846,226
C) NET CASH FLOW FROM FINANCING ACTIVITIES (ADP 039 +045)	046	-53,002,820	-45,471,710
1 Unrealised exchange rate differences in respect of cash and cash equivalents	047	83,121	34,376
D) NET INCREASE OR DECREASE IN CASH FLOWS (ADP 020+034+046+047)	048	2,228,765	-1,196,478
E) CASH AND CASH EQUIVALENTS AT THE BEGINNING OF THE PERIOD	049	35,669,064	9,796,751
F) CASH AND CASH EQUIVALENTS AT THE END OF THE PERIOD(ADP 048+049)	050	37,897,829	8,600,273

Statement of changes in equity

for the period 1.1.2022 to 30.6.2022
Submitter: AD Plastik d.d.

Item	ADP code	ATTRIBUTABLE TO OWNERS OF THE PARENT																Minority (non-controlling) interest	Total capital and reserves
		Initial (subscribed) capital	Capital reserves	Legal reserves	Reserves for treasury shares	Treasury shares and holdings (deductible item)	Statutory reserves	Other reserves	Revaluation reserves	Fair value of financial assets through other comprehensive income (available for sale)	Cash flow hedge - effective portion	Hedge of a net investment in a foreign operation - effective portion	Other fair value reserves	Exchange rate differences from translation of foreign operations	Retained profit / loss brought forward	Profit/loss for the business year	Total attributable to owners of the parent		
1	2	3	4	5	6	7	8	9	10	11	12	13	14	15	16	17	18 (3 to 6 - 7 + 8 to 17)	19	20 (18-19)
Previous period																			
1 Balance on the first day of the previous business year	01	419,958,400	191,988,358	6,128,852	20,890,463	11,795,123	0	76,418,790	0	0	0	0	0	0	55,461,922	68,632,630	827,684,292	0	827,684,292
2 Changes in accounting policies	02	0	0	0	0	0	0	0	0	0	0	0	0	0	0	0	0	0	0
3 Correction of errors	03	0	0	0	0	0	0	0	0	0	0	0	0	0	0	0	0	0	0
4 Balance on the first day of the previous business year (restated) (ADP 01 to 03)	04	419,958,400	191,988,358	6,128,852	20,890,463	11,795,123	0	76,418,790	0	0	0	0	0	0	55,461,922	68,632,630	827,684,292	0	827,684,292
5 Profit/loss of the period	05	0	0	0	0	0	0	0	0	0	0	0	0	0	0	16,798,922	16,798,922	0	16,798,922
6 Exchange rate differences from translation of foreign operations	06	0	0	0	0	0	0	0	0	0	0	0	0	0	0	0	0	0	0
7 Changes in revaluation reserves of fixed tangible and intangible assets	07	0	0	0	0	0	0	0	0	0	0	0	0	0	0	0	0	0	0
8 Gains or losses from subsequent measurement of financial assets at fair value through other comprehensive income (available for sale)	08	0	0	0	0	0	0	0	0	0	0	0	0	0	0	0	0	0	0
9 Profit or loss arising from effective cash flow hedge	09	0	0	0	0	0	0	0	0	0	0	0	0	0	0	0	0	0	0
10 Profit or loss arising from effective hedge of a net investment in a foreign operation	10	0	0	0	0	0	0	0	0	0	0	0	0	0	0	0	0	0	0
11 Share in other comprehensive income/ loss of companies linked by virtue of participating interests	11	0	0	0	0	0	0	0	0	0	0	0	0	0	0	0	0	0	0
12 Actuarial gains/losses on the defined benefit obligation	12	0	0	0	0	0	0	0	0	0	0	0	0	0	0	0	0	0	0
13 Other changes in equity unrelated to owners	13	0	0	0	0	0	0	0	0	0	0	0	0	0	0	0	0	0	0
14 Tax on transactions recognised directly in equity	14	0	0	0	0	0	0	0	0	0	0	0	0	0	0	0	0	0	0
15 Decrease in initial (subscribed) capital (other than arising from the pre-bankruptcy settlement procedure or from the reinvestment of profit)	15	0	0	0	0	0	0	0	0	0	0	0	0	0	0	0	0	0	0

Statement of changes in equity

for the period 1.1.2022 to 30.6.2022
Submitter: AD Plastik d.d.

Item	ADP code	ATTRIBUTABLE TO OWNERS OF THE PARENT																Minority (non-controlling) interest	Total capital and reserves
		Initial (subscribed) capital	Capital reserves	Legal reserves	Reserves for treasury shares	Treasury shares and holdings (deductible item)	Statutory reserves	Other reserves	Revaluation reserves	Fair value of financial assets through other comprehensive income (available for sale)	Cash flow hedge - effective portion	Hedge of a net investment in a foreign operation - effective portion	Other fair value reserves	Exchange rate differences from translation of foreign operations	Retained profit / loss brought forward	Profit/loss for the business year	Total attributable to owners of the parent		
1	2	3	4	5	6	7	8	9	10	11	12	13	14	15	16	17	18 (3 to 6 - 7 + 8 to 17)	19	20 (18+19)
16 Decrease in initial (subscribed) capital arising from the pre-bankruptcy settlement procedure	16	0	0	0	0	0	0	0	0	0	0	0	0	0	0	0	0	0	0
17 Decrease in initial (subscribed) capital arising from the reinvestment of profit	17	0	0	0	0	0	0	0	0	0	0	0	0	0	0	0	0	0	0
18 Redemption of treasury shares/ holdings	18	0	0	0	0	0	0	0	0	0	0	0	0	0	0	0	0	0	0
19 Payments from members/shareholders	19	0	0	0	0	0	0	0	0	0	0	0	0	0	0	0	0	0	0
20 Payment of share in profit/dividend	20	0	0	0	0	0	0	0	0	0	0	0	0	0	-33,101,920	0	-33,101,920	0	-33,101,920
21 Other distributions and payments to members/shareholders	21	0	292,436	0	0	-3,126,495	0	0	0	0	0	0	0	0	0	0	3,418,931	0	3,418,931
22 Transfer to reserves according to the annual schedule	22	0	0	0	0	0	0	0	0	0	0	0	0	0	68,632,630	-68,632,630	0	0	0
23 Increase in reserves arising from the pre-bankruptcy settlement procedure	23	0	0	0	0	0	0	0	0	0	0	0	0	0	0	0	0	0	0
24 Balance on the last day of the previous business year reporting period (ADP 04 to 23)	24	419,958,400	192,280,794	6,128,852	20,890,463	8,668,628	0	76,418,790	0	0	0	0	0	0	90,992,632	16,798,922	814,800,225	0	814,800,225
APPENDIX TO THE STATEMENT OF CHANGES IN EQUITY (to be filled in by undertakings that draw up financial statements in accordance with the IFRS)																			
I OTHER COMPREHENSIVE INCOME OF THE PREVIOUS PERIOD, NET OF TAX (ADP 06 to 14)	25	0	0	0	0	0	0	0	0	0	0	0	0	0	0	0	0	0	0
II COMPREHENSIVE INCOME OR LOSS FOR THE PREVIOUS PERIOD (ADP 05+25)	26	0	0	0	0	0	0	0	0	0	0	0	0	0	0	16,798,922	16,798,922	0	16,798,922
III TRANSACTIONS WITH OWNERS IN THE PREVIOUS PERIOD RECOGNISED DIRECTLY IN EQUITY (ADP 15 to 23)	27	0	292,436	0	0	-3,126,495	0	0	0	0	0	0	0	0	35,530,710	-68,632,630	-29,682,989	0	-29,682,989
Current period																			
1 Balance on the first day of the current business year	28	419,958,400	192,282,154	6,128,852	20,890,463	8,600,309	0	68,193,599	0	0	0	0	0	0	66,027,175	16,339,737	781,220,071	0	781,220,071
2 Changes in accounting policies	29	0	0	0	0	0	0	0	0	0	0	0	0	0	0	0	0	0	0
3 Correction of errors	30	0	0	0	0	0	0	0	0	0	0	0	0	0	0	0	0	0	0

Statement of changes in equity

for the period 1.1.2022 to 30.6.2022
Submitter: AD Plastik d.d.

Item	ADP code	ATTRIBUTABLE TO OWNERS OF THE PARENT																Minority (non-controlling) interest	Total capital and reserves
		Initial (subscribed) capital	Capital reserves	Legal reserves	Reserves for treasury shares	Treasury shares and holdings (deductible item)	Statutory reserves	Other reserves	Revaluation reserves	Fair value of financial assets through other comprehensive income (available for sale)	Cash flow hedge - effective portion	Hedge of a net investment in a foreign operation - effective portion	Other fair value reserves	Exchange rate differences from translation of foreign operations	Retained profit / loss brought forward	Profit/loss for the business year	Total attributable to owners of the parent		
1	2	3	4	5	6	7	8	9	10	11	12	13	14	15	16	17	18 (3 to 6 - 7 + 8 to 17)	19	20 (18-19)
4 Balance on the first day of the current business year (restated) (AOP 28 to 30)	31	419,958,400	192,282,154	6,128,852	20,890,463	8,600,309	0	68,193,599	0	0	0	0	0	0	66,027,175	16,339,737	781,220,071	0	781,220,071
5 Profit/loss of the period	32	0	0	0	0	0	0	0	0	0	0	0	0	0	0	-81,201,018	-81,201,018	0	-81,201,018
6 Exchange rate differences from translation of foreign operations	33	0	0	0	0	0	0	0	0	0	0	0	0	0	0	0	0	0	0
7 Changes in revaluation reserves of fixed tangible and intangible assets	34	0	0	0	0	0	0	0	0	0	0	0	0	0	0	0	0	0	0
8 Gains or losses from subsequent measurement of financial assets at fair value through other comprehensive income (available for sale)	35	0	0	0	0	0	0	0	0	0	0	0	0	0	0	0	0	0	0
9 Profit or loss arising from effective cash flow hedge	36	0	0	0	0	0	0	0	0	0	0	0	0	0	0	0	0	0	0
10 Profit or loss arising from effective hedge of a net investment in a foreign operation	37	0	0	0	0	0	0	0	0	0	0	0	0	0	0	0	0	0	0
11 Share in other comprehensive income/ loss of companies linked by virtue of participating interests	38	0	0	0	0	0	0	0	0	0	0	0	0	0	0	0	0	0	0
12 Actuarial gains/losses on the defined benefit obligation	39	0	0	0	0	0	0	0	0	0	0	0	0	0	0	0	0	0	0
13 Other changes in equity unrelated to owners	40	0	0	0	0	0	0	0	0	0	0	0	0	0	0	0	0	0	0
14 Tax on transactions recognised directly in equity	41	0	0	0	0	0	0	0	0	0	0	0	0	0	0	0	0	0	0
15 Decrease in initial (subscribed) capital (other than arising from the pre-bankruptcy settlement procedure or from the reinvestment of profit)	42	0	0	0	0	0	0	0	0	0	0	0	0	0	0	0	0	0	0
16 Decrease in initial (subscribed) capital arising from the pre-bankruptcy settlement procedure	43	0	0	0	0	0	0	0	0	0	0	0	0	0	0	0	0	0	0

Statement of changes in equity

 for the period 1.1.2022 to 30.6.2022
 Submitter: AD Plastik d.d.

Item	ADP code	ATTRIBUTABLE TO OWNERS OF THE PARENT																Minority (non-controlling) interest	Total capital and reserves
		Initial (subscribed) capital	Capital reserves	Legal reserves	Reserves for treasury shares	Treasury shares and holdings (deductible item)	Statutory reserves	Other reserves	Revaluation reserves	Fair value of financial assets through other comprehensive income (available for sale)	Cash flow hedge - effective portion	Hedge of a net investment in a foreign operation - effective portion	Other fair value reserves	Exchange rate differences from translation of foreign operations	Retained profit / loss brought forward	Profit/loss for the business year	Total attributable to owners of the parent		
1	2	3	4	5	6	7	8	9	10	11	12	13	14	15	16	17	18 (3 to 6 - 7 + 8 to 17)	19	20 (18-19)
17 Decrease in initial (subscribed) capital arising from the reinvestment of profit	44	0	0	0	0	0	0	0	0	0	0	0	0	0	0	0	0	0	0
18 Redemption of treasury shares/ holdings	45	0	0	0	0	0	0	0	0	0	0	0	0	0	0	0	0	0	0
19 Payments from members/shareholders	46	0	0	0	0	0	0	0	0	0	0	0	0	0	0	0	0	0	0
20 Payment of share in profit/dividend	47	0	0	0	0	0	0	0	0	0	0	0	0	0	0	0	0	0	0
21 Other distributions and payments to members/shareholders	48	0	0	0	0	0	0	0	0	0	0	0	0	0	0	0	0	0	0
22 Carryforward per annual plane	49	0	0	0	0	0	0	0	0	0	0	0	0	0	16,339,737	-16,339,737	0	0	0
23 Increase in reserves arising from the pre-bankruptcy settlement procedure	50	0	0	0	0	0	0	0	0	0	0	0	0	0	0	0	0	0	0
24 Balance on the last day of the current business year reporting period (ADP 31 to 50)	51	419,958,400	192,282,154	6,128,852	20,890,463	8,600,309	0	68,193,599	0	0	0	0	0	0	82,366,912	-81,201,018	700,019,053	0	700,019,053
APPENDIX TO THE STATEMENT OF CHANGES IN EQUITY (to be filled in by undertakings that draw up financial statements in accordance with the IFRS)																			
I OTHER COMPREHENSIVE INCOME FOR THE CURRENT PERIOD, NET OF TAX (ADP 33 to 41)	52	0	0	0	0	0	0	0	0	0	0	0	0	0	0	0	0	0	0
II COMPREHENSIVE INCOME OR LOSS FOR THE CURRENT PERIOD (ADP 32 do 52)	53	0	0	0	0	0	0	0	0	0	0	0	0	0	0	-81,201,018	-81,201,018	0	-81,201,018
III TRANSACTIONS WITH OWNERS IN THE CURRENT PERIOD RECOGNISED DIRECTLY IN EQUITY (ADP 42 to 50)	54	0	0	0	0	0	0	0	0	0	0	0	0	0	16,339,737	-16,339,737	0	0	0

Notes to Financial Statements - TFI

(drawn up for quarterly
reporting periods)

Name of the issuer:	AD Plastik d.d.
Headquarter:	Ul. Antuna Gustava Matoša 8, 21210, Solin, Hrvatska
Personal identification number (OIB):	48351740621
MBS:	060007090
Reporting period:	1. 1. 2022. to 30. 6. 2022.

Notes to financial statements are available as part of AD Plastik Group's Unaudited financial statement. Unaudited financial statement is available on Zagreb Stock Exchange website.

AD Plastik Group Integrated annual report for 2021 year is available on Zagreb Stock Exchange website.

Same accounting policies are applied while drawing up financial statements for current reporting period as in the latest annual financial statements.

AD Plastik d.d. has issued corporate guarantees for the needs of subsidiaries in the following amounts: to banks HRK 73,022 thousand, to suppliers HRK 21,019 thousand, to customers HRK 773 thousand.

Amount owed by AD Plastik d.d. and falling due after more than five years amounts to HRK 1,043 thousand.

The average number of employees of AD Plastik d.d. in the period from 1.1.2022. to 30.6.2022. was 1,236.

In intangible assets in the period from 1.1.2022. to 30.6.2022., the cost of net salaries and wages of HRK 1,453,193, the cost of taxes and contributions from salaries of HRK 525,327, and the cost of contributions to salaries of HRK 288,040 were capitalized.

Deffered tax assets balance increased by HRK 2,013 thousand in the reporting period. Deferred tax asset on 31.12.2021 amounts HRK 3,713 thousand.

Solin, July 2022

Management's statement of responsibility

The financial statements of AD Plastik Group and the Company AD Plastik d.d. Solin are prepared in accordance with the International Financial Reporting Standards (IFRS) and the Croatian Law on Accounting.

The consolidated financial statements of AD Plastik Group and the financial statements of the Company AD Plastik d.d. for the period from January 1 to June 30 2022, give a complete and true review of the assets and liabilities, profit and loss, financial position and business activities of the issuers and companies included in the consolidation as a whole.

The management report for the period until June 30 2022, contains an accurate and true display of the development and results of the business activities of the Company with a description of the most significant risks and uncertainties to which the Company is exposed.

Marinko Došen
President of the
Management Board



Mladen Peroš
Member of the
Management Board



Ivan Čupić
Member of the
Management Board



The Company is registered at the Court Register of the Commercial Court of Split under the Registered Company Number (MBS): 060007090
Company Identification Number (OIB): 48351740621
IBAN: HR04 2340 0091 1101 5371 1, Privredna banka Zagreb d.d., Zagreb

The capital stock in the amount of HRK 419,958,400 was paid in full.
AD Plastik issued a total of 4,199,584 ordinary shares, in the nominal amount of HRK 100.
President of the Management Board: Marinko Došen
Management Board members: Mladen Peroš, Ivan Čupić
President of the Supervisory Board: Sergey Dmitrievich Bodrunov



Your
needs.
Our
drive.

22