

**INTERIM REPORT
BY MANAGEMENT OF
AD PLASTIK GROUP AND
AD PLASTIK D.D. SOLIN
FOR THE FIRST SIX
MONTHS OF 2023**

A large, stylized graphic of the letters "AD A" in a bold, sans-serif font. The letters are white with a thick grey shadow. The background of the letters is a collage of red and blue industrial machinery parts, including pipes and structural elements, set against a white background with grey swooshes.

AD Plastik Group and AD Plastik d.d. Solin

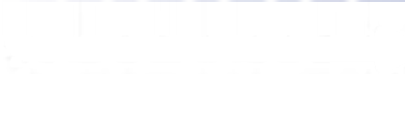

Reports for the period
January 1, 2023 - June 30, 2023

The financial statements of all companies within the AD Plastik Group have been prepared on the going concern basis.

The most recent annual financial statements are available on the Zagreb Stock Exchange website at the following link:



The same accounting policies have been applied in preparing the financial statements for the quarterly reporting period as in the most recent annual financial statements.



Contents

5	A brief overview in numbers
7	Comment by Marinko Došen, President of the Management Board
8	Financial results for the first six months of 2023
12	Operating revenue per sales markets
13	AD Plastik Group with the consolidation of the corresponding ownership part in the affiliated company
15	Share
17	Addendum 1 - Alternative performance measures

Management Report

21	Balance sheet
24	Statement of profit and loss
28	Statement of cash flows (indirect method)
30	Statement of changes in equity
34	Notes to financial statements - QFS

Financial statement of AD Plastik Group

37	Balance sheet
40	Statement of profit and loss
44	Statement of cash flows (indirect method)
46	Statement of changes in equity
50	Notes to financial statements - QFS

Financial statement of the company AD Plastik

51	Management's statement of responsibility
----	--



Management Report

A brief overview in numbers AD Plastik Group

EUR **66.04**
million

OPERATING REVENUE

+14.9%

compared to the
first six months
of 2022

EUR **5.28**
million

EARNINGS BEFORE INTEREST, TAXES,
AND AMORTIZATION (EBITDA)

+114.0%

compared to the
first six months
of 2022 *

EUR **1.27**
million

NET PROFIT

* EBITDA in 2022 have been normalized

A brief overview in numbers

AD Plastik d.d.

EUR **49.59**
million

OPERATING REVENUE

+17.8%

compared to the
first six months
of 2022

EUR **3.16**
million

EARNINGS BEFORE INTEREST, TAXES,
AND AMORTIZATION (EBITDA)

+31.6%

compared to the
first six months
of 2022 *

EUR **2.00**
million

NET PROFIT

* EBITDA in 2022 have been normalized

Comment by Marinko Došen, President of the Management Board

AD Plastik Group's business results for the first six months of 2023 confirm a gradual recovery in the supply chain in the European market, especially in the supply of semiconductors that have plagued the automotive industry almost since the beginning of the pandemic. The result is a long-awaited increase in production of cars and customer orders.

The reduction in the prices of raw materials and energy sources, which has been evident in recent months, along with certain adjustments in sales prices and better capacity utilization, have had a positive effect on the profitability and margin trends of the AD Plastik Group.

Thus, in the first six months, the Group generated operating revenue in the amount of EUR 66 million, which is almost 15 percent more compared to the same period of the previous year. At the same time, revenue in the EU and Serbian markets was higher by 26.1 percent. EBITDA at the Group level amounted to EUR 5.28 million and were higher by 114 percent compared to the same period last year, while net profit amounted to EUR 1.27 million.

The company's sales activities are entirely focused on the European market, and new deals worth more than EUR 95 million were sealed in total in the reporting period. Our focus is currently on quality preparation and industrialization of projects sealed in the last year and a half. The start of their serial production is planned for the most part during the next year, and our primary task is to ensure all the prerequisites for the smooth realization.

The number of newly registered cars in Europe has been growing in all major markets and this indicates a gradual recovery of the automotive industry. However, due to the geopolitical situation and further uncertainties in the market, there is no room for relaxation, so our commercial activities are focused on finding new projects and production capacity utilization in the following years.



The growth of efficiency and profitability are our primary goals in this period, along with the improvement and constant advancement of our development capacities, with which we will adapt our product list to the requirements of car manufacturers and the new vehicles of the future.

A handwritten signature in black ink, appearing to read 'Marinko Došen', written in a cursive style.


Marinko Došen
President of the
Management Board

Financial results for the first six months of 2023

AD Plastik Group is comprised of the following companies during the reporting period:

- AD Plastik d.d., Croatia
- AO AD Plastik Togliatti, Russia
- ZAO AD Plastik Kaluga, Russia
- AD Plastik Tisza Kft., Hungary
- ADP d.o.o., Serbia
- AD Plastik d.o.o., Slovenia

(hereinafter: AD Plastik Group)



In the first six months of 2023, AD Plastik Group generated operating revenue in the amount of EUR 66.04 million, which is 14.9 percent more compared to the same period of the previous year. The operating revenue of the parent company increased by 17.8 percent amounting to EUR 49.59 million. The positive effects of the normalization of supply chains and the procurement of semiconductors as well as the growth of customer orders are evident in the Group's revenue, despite the negative effects related to the Russian market.

Earnings before Interest, Taxes, Depreciation and Amortization (EBITDA) at the Group level amounted to EUR 5.28 million, and at the level of the parent company EUR 3.16 million. This is a growth of 114 percent, or 31.6 percent at the level of the parent company, compared to the same period last year when the achieved EBITDA were normalized for the value adjustment of the assets of the Russian companies. The drop in the prices of raw materials and energy sources compared to the comparative period, along with the adjustment of sales prices and better capacity utilization, had a positive impact on profitability and margin trends.

The achieved net profit of the Group for the first six months of 2023 amounted to EUR 1.27 million, while the net profit of the parent company amounted to EUR 2 million.

The effects of exchange rate differences in the first six months had a negative impact on the Group's net profit, primarily due to the strong

weakening of the Russian ruble, along with the significant strengthening of the Hungarian forint.

The affiliated company from Romania also recorded revenue growth of 10.7 percent and a net profit growth of 22.9 percent, which had a positive effect on the Group's net result, and the dividend paid in the first half of the year had a positive effect on the realized net profit of the parent company.

Considering the importance of new deals sealed in previous periods, the company's focus is on the preparation of projects for serial production and their industrialization. This is manifested through the growth of investments in specific equipment and temporary financing of tools and is reflected in the indebtedness of the company. At the beginning of serial production of the mentioned projects, the effect will be visible in the growth of revenue and deleveraging, and the start itself is planned partly at the end of 2023 and to a greater extent during 2024.

The total value of AD Plastik Group's newly sealed deals in the first six months of 2023 amounted to EUR 95.4 million and refers exclusively to the European market, and all deals were sealed with the customer Stellantis for different vehicle models and production sites.

Maintaining financial stability, along with the growth of efficiency and profitability and the successful industrialization of new projects are still the main goals of the company.

Key performance indicators

Indicators (in EUR 000)	AD Plastik Group			AD Plastik d.d.		
	2Q 2022	2Q 2023	Index	2Q 2022	2Q 2023	Index
Operating revenue	57,481	66,037	114.9	42,103	49,593	117.8
Sales revenue	56,504	62,472	110.6	41,406	46,240	111.7
Operating expenses	71,287	65,913	92.5	44,230	50,087	113.2
EBITDA**	2,466	5,276	214.0	2,398	3,155	131.6
EBITDA last 4 quarters**	8,149	3,391	41.6	5,672	1,706	30.1
Net profit	-7,884	1,268	-	-10,777	1,997	-
NFD*	40,756	42,062	103.2	37,621	37,927	100.8
EBITDA margin**	4.29%	7.99%	370 bps	5.70%	6.36%	67 bps
Net profit margin*	-13.72%	1.92%	1564 bps	-25.60%	4.03%	2962 bps
ROE*	-6.80%	-0.53%	626 bps	-10.78%	-1.05%	973 bps
Capex*	3,194	3,437	107.6	1,876	2,197	117.1

* In addition to the measures defined by International Financial Reporting Standards (IFRS), AD Plastik Group also uses alternative performance measures in its reports. An overview and definition of the indicators used in this document are provided in Addendum 1

** Data related to EBITDA and EBITDA margin from the first half of 2022 have been normalized in terms of value adjustments related to Russia

Operating expenses

Operating expenses (in EUR 000)	AD Plastik Group			AD Plastik d.d.		
	2Q 2022	2Q 2023	Index	2Q 2022	2Q 2023	Index
OPERATING EXPENSES	71,287	65,913	92.5	44,230	50,087	113.2
Changes in the value of work in process and finished products	-637	574	-	-156	457	-
Material costs	38,824	42,746	110.1	29,553	33,735	114.1
Staff costs	14,446	14,749	102.1	8,736	10,223	117.0
Amortization	6,318	5,152	81.5	4,526	3,649	80.6
Other costs	9,769	2,390	24.5	1,459	1,873	128.4
Other operating expenses	2,567	302	11.7	113	150	132.4

Net financial result

Net financial result (in EUR 000)	AD Plastik Group			AD Plastik d.d.		
	2Q 2022	2Q 2023	Index	2Q 2022	2Q 2023	Index
FINANCIAL REVENUE	3,649	29	0.8	1,251	2,673	213.6
Positive exchange rate differences	3,550	-	-	33	0	1.4
Interest income	98	29	29.6	204	189	92.8
Dividends	-	-	-	1,015	2,484	244.8
FINANCIAL EXPENSES	241	1,503	622.5	10,168	236	2.3
Negative exchange rate differences	-	1,154	-	14	-	-
Interest expenses	241	349	144.6	201	236	117.6
Value adjustment of financial assets	-	-	-	9,954	-	-
FINANCIAL RESULT	3,407	-1,474	-	-8,917	2,437	-

The negative impact on the Group's net financial result in the reporting period occurred due to negative exchange rate differences related to the weakening of the Russian ruble, despite the strengthening of the

Hungarian forint. A significant positive effect on the net financial result of the parent company, compared to the same period of the previous year, had the dividend payment of the affiliated company from Romania.



Financial position

In the second quarter of 2023, indebtedness has also continued to grow, primarily related to the investments required for the acceptance of new projects and the temporary financing of their tools. This impact will be visible in the following periods as well, until the start of serial production of new projects.

The Group's net financial debt amounted to EUR 42,06 million, which is an increase of EUR 4,26 million compared to December 31, 2022. The net financial debt of the parent company increased by EUR 4.31 million and amounted to EUR 37.93 million. The NFD/EBITDA indicators for the Group and the parent company are more favorable than at the end of 2022, but they are still at high levels and their normalization is expected in the coming periods.

The indebtedness ratio increased slightly compared to December 31, 2022, at the level of the Group and the parent company and amounted to 0.44 and 0.41, respectively. Return on equity (ROE) was -0.5 percent at the Group level, or -1.1 percent in the parent company.



Abbreviated balance sheet (in EUR 000)	AD Plastik Group			AD Plastik d.d.		
	31 DEC 2022	30 JUNE 2023	Index	31 DEC 2022	30 JUNE 2023	Index
ASSETS	180,973	180,721	99.9	149,429	155,175	103.8
Noncurrent assets	127,189	122,182	96.1	114,405	111,604	97.6
Current assets	52,370	57,778	110.3	33,965	43,000	126.6
Prepaid expenses and accrued income	1,414	761	53.9	1,059	572	54.0
LIABILITIES	77,175	79,152	102.6	59,384	63,134	106.3
Noncurrent liabilities	25,696	29,606	115.2	22,740	26,013	114.4
Current liabilities	49,840	49,139	98.6	35,146	36,860	104.9
Accrued expenses and deferred revenue	1,639	407	24.8	1,499	260	17.4
CAPITAL	103,798	101,569	97.9	90,045	92,042	102.2

Operating revenue and market trends

AD Plastik Group's revenue realized in the EU and Serbian markets in the first six months of 2023 amounted to EUR 60.48 million and were 26.1 percent higher than in the comparable period. The reason for this is the gradual normalization in the supply of semiconductors and the consequent increase in customer orders, with certain adjustments in sales prices. The share of revenue from these markets in the Group's total revenue has grown as expected due to the current geopolitical situation and the decline in sales in the Russian market. Compared to the same period last year, revenue from the Russian market was 41.7 percent lower and amounted to EUR 5.55 million. This significantly reduced its share in the Group's total revenue, which amounts to only 8.4 percent.

The plant in Togliatti produces components at lower levels of capacity utilization, and the plant in Kaluga stopped its serial production operations and optimized the organization. Russian companies, viewed as a whole in the above circumstances, are self-sustaining and financially independent of the parent company.

In the first six months of 2023, a total of 5.4 million new passenger vehicles were registered in the EU market, which is a growth of 17.9 percent compared to the same

period in 2022. This confirms that the European automotive industry is finally recovering from supply disruptions caused by the pandemic. Although the total number of newly registered vehicles in Europe is still significantly lower than the amounts achieved in 2019, a significant increase in sales compared to last year was recorded in all European markets. Spain, as one of the most important EU markets, recorded growth of 24.0 percent, Italy 22.8 percent, France 15.3 percent, and Germany 12.8 percent.

The Volkswagen Group continues to have the largest market share of 26.1 percent and recorded a sales growth of 24.3 percent. Stellantis with a share of 18.8 percent recorded a sales growth of 6.5 percent, while the Renault Group holding a share of 11.1 percent recorded a sales growth of 24.1 percent.

In June, for the first time, the market share of electric car sales overtook diesel cars and their share increased from 10.7 percent in June 2022, to 15.1 percent in June 2023. Hybrids are the second most popular choice among new car buyers, accounting for 24.3 percent, while gasoline cars still have the largest share of new vehicle sales of 36.3 percent.



AD Plastik Group with the consolidation of the corresponding ownership part in the affiliated company

In order to present a clearer picture of the business, a comparable, shortened, consolidated profit and loss account of AD Plastik Group for 2022 and 2023 has been

created, with the profit and loss account of the affiliated company Euro Auto Plastic Systems s.r.l. Mioveni, Romania (50 percent of ownership of AD Plastik d.d.).

(in EUR 000)

Positions	2Q 2022	2Q 2023	Index
OPERATING REVENUE	79,799	90,722	113.7
OPERATING EXPENSES	90,797	87,378	96.2
Material costs	51,514	55,790	108.3
Staff costs	17,804	18,489	103.8
Amortization	7,084	5,839	82.4
Other costs	14,396	7,260	50.4
FINANCIAL REVENUE	3,649	877	24.0
FINANCIAL EXPENSES	258	2,425	939.9
TOTAL REVENUE	83,447	91,599	109.8
TOTAL EXPENSES	91,054	89,802	98.6
Profit before taxation	-7,607	1,797	-
Profit tax	277	529	191.3
PROFIT OF THE PERIOD	-7,884	1,268	-
EBITDA	6,040	9,184	152.1

The operating revenue of AD Plastik Group with the consolidated corresponding ownership part in the affiliated company amounted to EUR 90.72 million, recording

an increase of 13.7 percent compared to the comparative period of the previous year. EBITDA amounted to EUR 9.2 million, representing an increase of 52.1 percent.



Abbreviated P/L and the Balance sheet of the affiliated company EAPS

EAPS results have been included in the results of AD Plastik Group by the equity method and in the reporting period, its performance indicators increased. Generated operating revenue increased by 10.7 percent, amounting to EUR 50.82 million, while net profit amounted to EUR 5.51 million, and increased by 22.9 percent. A greater number of working days due to the growth of Dacia customer orders and work at a high level of capacity utilization are the main reasons for the achieved results.

Investments, primarily related to the acceptance of new projects, amounted to EUR 3.56 million in the observed period. The company has no financial liabilities towards AD Plastik d.d., nor liabilities towards external entities. As of June 30, 2023, its cash on account amounted to EUR 11.51 million.

EAPS primarily generates its revenue in the Romanian market from the Dacia customer and, to a lesser extent, it supplies its products to the markets of Algeria, Argentina, Brazil, Colombia, Morocco, and South Africa.



(in EUR 000)

Positions	2Q 2022	2Q 2023	Index
Operating revenue	45,891	50,818	110.7
Operating expenses	-40,273	-44,378	110.2
Net financial result	-33	-148	448.7
Profit before taxation	5,585	6,293	112.7
Profit tax	-1,098	-780	71.1
Profit of the period	4,487	5,512	122.9

100% realization shown

(in EUR 000)

Positions	31 DEC 2022	30 JUNE 2023	Index
Noncurrent assets	12,249	18,197	148.6
Current assets	39,297	37,842	96.3
TOTAL ASSETS	51,546	56,039	108.7
Capital + provisions	22,358	18,327	82.0
Noncurrent liabilities and provisions	1,023	4,879	476.8
Current liabilities	28,165	32,833	116.6
TOTAL EQUITY AND LIABILITIES	51,546	56,039	108.7

Share

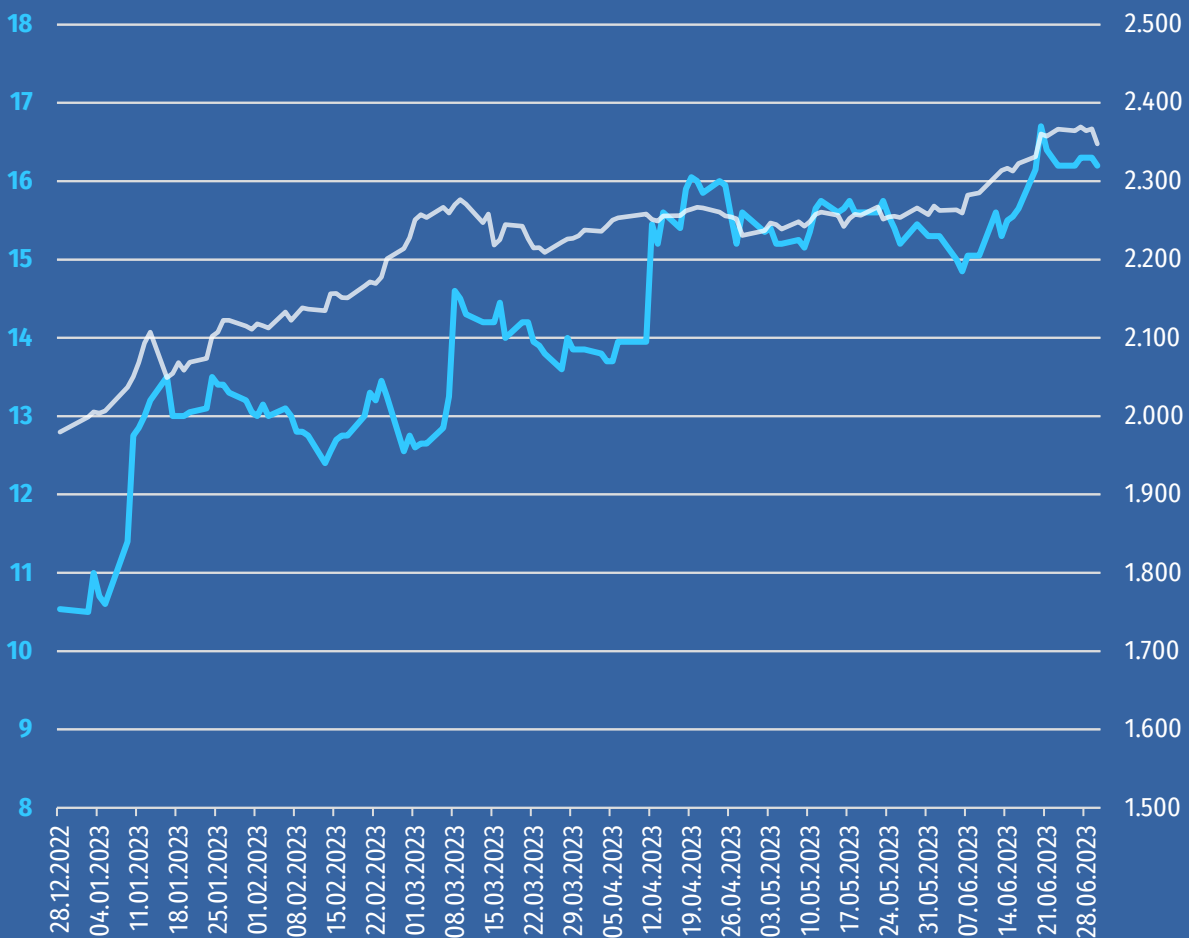
Geopolitical turmoil, the fight against inflation, and the decisions of central banks certainly had a significant impact on the movements of world capital markets in the first six months of this year. However, almost all major indices of the European and American capital markets have recorded growth. Indices related to the automotive industry and peer companies have also grown significantly.

The value of the ADPL share also grew in the reporting period by 53.7 percent compared to the end of 2022, so as of June 30, 2023, the share price was EUR 16.20. The value of Crobex increased by 18.6 percent in the reporting period.

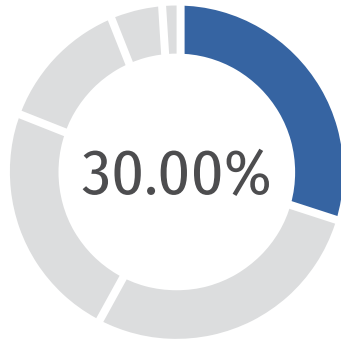
ADPL share price and CROBEX index behavior

+ 53.7% ADPL

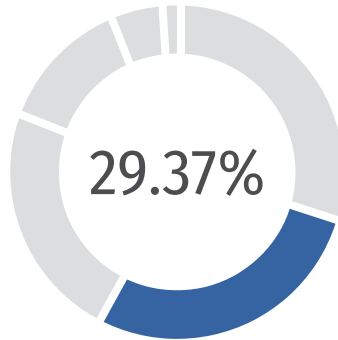
+ 18.6% CROBEX



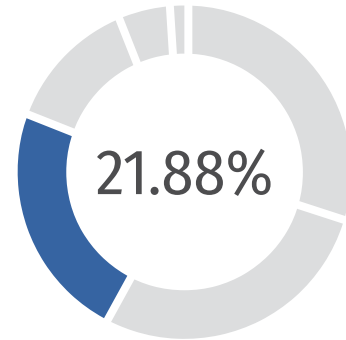
Ownership structure as of June 30, 2023



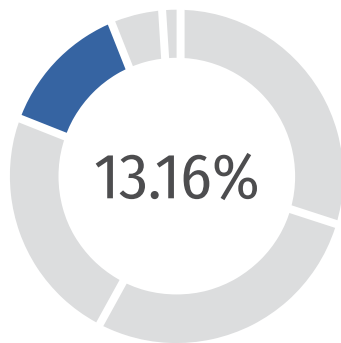
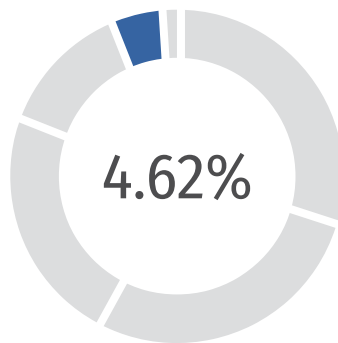
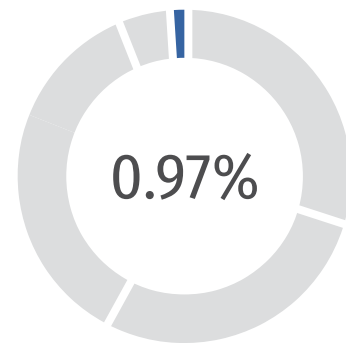
AO HAK



Small shareholders



Pension funds

Management, employees
and former employeesOther institutional
investors

Treasury shares

ADPL	2022	Q2 2023	Index
Final price (EUR)	10.5	16.2	153.7
Average price (EUR)	13.5	13.9	102.7
The highest price (EUR)	23.9	16.7	69.9
The lowest price (EUR)	9.6	10.5	109.9
Volume	81,494	253,465	311.0
Turnover (EUR)	8,310,695	3,524,156	42.4
Market capitalization (EUR) *	44,256,018	68,033,261	153.7
P/E *	-4.5	-116.1	-
EPS (EUR) *	-2.3	-0.1	-

* In addition to the measures defined by International Financial Reporting Standards (IFRS), AD Plastik Group also uses alternative performance measures in its reports. An overview and definition of the measures used in this document are provided in Addendum 1.

Addendum 1 - Alternative performance measures

In addition to the financial performance measures defined by International Financial Reporting Standards (IFRS), AD Plastik Group also uses certain alternative performance measures in its reports, considering them useful for business performance analysis for investors. Alternative performance measures show comparative periods so that the company's results can be compared over different periods.



EBITDA and EBITDA margin

EBITDA (Earnings before Interest, Taxes, Depreciation and Amortization) represents the operating profit (operating revenue minus operating expenses) increased by amortization of tangible and intangible assets. The company also presents an EBITDA margin that represents a percentage of EBITDA relative to operating revenue.

Net profit margin

It is calculated by the ratio of realized net profit and operating revenue. The company uses this measure to track its profitability relative to operating revenue.

Net debt and net debt in relation to EBITDA

Net debt represents the sum of short-term and long-term liabilities to banks and short-term and long-term loans to non-banking companies, minus cash and cash equivalents. AD Plastik Group uses the ratio of net debt to EBITDA as an indicator of financial stability and the

company's ability to repay its financial obligations. When calculating the indicators on a quarterly basis, the EBITDA realized in the last four quarters is taken into account.

	(in EUR 000)	
AD Plastik Group	31 DEC 2022	30 JUNE 2023
Non-bank loans	3,459	3,293
Noncurrent liabilities to banks	23,238	27,449
Current liabilities to banks	15,152	14,501
Cash	-4,048	-3,181
Net financial debt	37,801	42,062

	(in EUR 000)	
AD Plastik d.d.	31 DEC 2022	30 JUNE 2023
Non-bank loans	2,508	2,507
Noncurrent liabilities to banks	21,226	24,821
Current liabilities to banks	12,267	12,646
Cash	-2,378	-2,048
Net financial debt	33,622	37,927

ROE

This measure is used to monitor the realized return on equity. It is calculated on an annual and quarterly basis. When calculating the indicators on an annual basis, the ratio is the net profit of the current period and the average value of equity (the average value of equity at the end of the reporting period and equity at the beginning of the reporting period). At the quarterly level, it is calculated by the ratio of net profit for the last four quarters and the average value of equity (average value of equity at the end of the reporting period and equity at the end of the same period of the previous year).

Capex

Capital investments are indirect cash flow position and they are related to payments for tangible and intangible assets. This measure is used as an indicator of the use of funds to achieve future economic flows and ensure the distribution of funds in accordance with the Group's strategy.

Indebtedness ratio

The indebtedness ratio is the ratio of total liabilities to total assets. This measure is used to monitor the company's financial risk in terms of growth of liabilities in relation to assets.

Market capitalization

Market capitalization is the total market value of the company, and it is calculated as the product of the total number of shares and the last share price on the day of the reporting period.

	31 DEC 2022	30 JUNE 2023
Last price in the period (EUR)	10.5	16.2
Number of shares (000)	4,200	4,200
Market capitalization (in EUR 000)	44,256	68,033

EPS and P/E

These measures are used so that investors can analyze the value of the share. Earnings per share (EPS) are calculated by dividing net profit by the weighted average number of shares. The quarterly calculation uses the net profit realized in the last four quarters.

	31 DEC 2022	30 JUNE 2023
Net profit /loss of the period (in EUR 000)	-9,731	-580
Average weighted number of shares (000)	4,152	4,152
EPS (EUR)	-2.34	-0.14

P/E is the ratio of price to earnings per share (EPS). The price represents the share price on the last day of the reporting period, and in the quarterly calculation, net profit represents the realized profit in the last four quarters.





Financial statement of AD Plastik Group

Annex 1

Issuer's general data

Reporting period:	1.1.2023	to	30.6.2023
Year:	2023	Quarter:	2.

Quarterly financial statements

Registration number (MB):	03440494	Issuer's home Member State code:	HR
Entity's registration number (MBS):	060007090		
Personal identification number (OIB):	48351740621	LEI:	549300NFX18SRZHNT751
Institution code:	382		
Name of the issuer:	AD PLASTIK d.d.		
Postcode and town:	21210	Solin	
Street and house number:	Matoševa 8		
E-mail address:	informacije@adplastik.hr		
Web address:	www.adplastik.hr		
Number of employees (end of the reporting period):		1933	
Consolidated report:	KD	(KN-not consolidated/KD-consolidated)	
Audited:	RN	(RN-not audited/RD-audited)	
Names of subsidiaries (according to IFRS):	Registered office:	MB:	
AD PLASTIK d.d.	Solin, Croatia	03440494	
AO AD PLASTIK TOGLIATTI	Samara, Russian Federation	1036300221935	
ZAO AD PLASTIK KALUGA	Kaluga, Russian Federation	1074710000320	
AD PLASTIK TISZA Kft.	Tiszaújváros, Hungary	12800821-2932-133-05	
ADP d.o.o.	Mladenovac, Serbia	20787538	
AD PLASTIK d.o.o.	Novo Mesto, Slovenia	1214985000	
Bookkeeping firm:	No	(Yes/No)	
Contact person:	Jurun Krešimir	(only name and surname of the contact person)	
Telephone:	021/206-663		
E-mail address:	kresimir.jurun@adplastik.hr		
Audit firm:		(name of the audit firm)	
Certified auditor:		(name and surname)	

Balance sheet

balance as at 30.6.2023, submitter: AD Plastik Group (in EUR)

	ITEM 1	ADP CODE 2	LAST DAY OF THE PRECEDING BUSINESS YEAR 3	AT THE REPORTING DATE OF THE CURRENT PERIOD 4
ASSETS				
A	RECEIVABLES FOR SUBSCRIBED CAPITAL UNPAID	001	0	0
B	FIXED ASSETS (ADP 003+010+020+031+036)	002	127,189,302	122,181,572
	I INTANGIBLE ASSETS (ADP 004 to 009)	003	11,017,069	11,218,310
	1. Research and development	004	4,283,478	3,338,596
	2. Concessions, patents, licences, trademarks, software and other rights	005	334,102	291,966
	3. Goodwill	006	2,390,912	2,390,912
	4. Advances for the purchase of intangible assets	007	0	0
	5. Intangible assets in preparation	008	3,392,569	4,753,348
	6. Other intangible assets	009	616,008	443,488
	II TANGIBLE ASSETS (ADP 011 to 019)	010	101,755,326	96,295,661
	1. Land	011	18,375,839	18,289,429
	2. Buildings	012	35,771,400	35,820,844
	3. Plant and equipment	013	30,767,039	27,786,394
	4. Tools, working inventory and transportation assets	014	5,344,622	4,966,709
	5. Biological assets	015	0	0
	6. Advances for the purchase of tangible assets	016	342,561	846,236
	7. Tangible assets in preparation	017	5,824,867	3,630,750
	8. Other tangible assets	018	2,367,971	2,010,847
	9. Investment property	019	2,961,027	2,944,452
	III FIXED FINANCIAL ASSETS (ADP 021 to 030)	020	12,473,080	12,745,675
	1. Investments in holdings (shares) of undertakings within the group	021	0	0
	2. Investments in other securities of undertakings within the group	022	0	0
	3. Loans, deposits, etc. to undertakings within the group	023	0	0
	4. Investments in holdings (shares) of companies linked by virtue of participating interests	024	12,473,080	12,745,675
	5. Investment in other securities of companies linked by virtue of participating interests	025	0	0
	6. Loans, deposits etc. to companies linked by virtue of participating interests	026	0	0
	7. Investments in securities	027	0	0
	8. Loans, deposits, etc. given	028	0	0
	9. Other investments accounted for using the equity method	029	0	0
	10. Other fixed financial assets	030	0	0
	IV RECEIVABLES (ADP 032 to 035)	031	0	0
	1. Receivables from undertakings within the group	032	0	0
	2. Receivables from companies linked by virtue of participating interests	033	0	0
	3. Customer receivables	034	0	0
	4. Other receivables	035	0	0
	V DEFERRED TAX ASSETS	036	1,943,827	1,921,926
C	CURRENT ASSETS (ADP 038+046+053+063)	037	52,370,190	57,778,423
	I INVENTORIES (ADP 039 to 045)	038	29,246,123	28,394,085
	1. Raw materials and consumables	039	12,791,576	11,244,645
	2. Work in progress	040	1,754,390	1,649,057
	3. Finished goods	041	3,804,489	3,230,578
	4. Merchandise	042	7,728,508	5,937,078

Balance sheet

balance as at 30.6.2023, submitter: AD Plastik Group (in EUR)

ITEM	ADP CODE	LAST DAY OF THE PRECEDING BUSINESS YEAR	AT THE REPORTING DATE OF THE CURRENT PERIOD
1	2	3	4
5. Advances for inventories	043	3,167,160	6,332,727
6. Fixed assets held for sale	044	0	0
7. Biological assets	045	0	0
II RECEIVABLES (ADP 047 to 052)	046	19,076,191	26,203,027
1. Receivables from undertakings within the group	047	0	0
2. Receivables from companies linked by virtue of participating interests	048	513,647	509,237
3. Customer receivables	049	14,460,784	21,692,626
4. Receivables from employees and members of the undertaking	050	16,422	109,372
5. Receivables from government and other institutions	051	3,518,138	3,285,361
6. Other receivables	052	567,200	606,431
III CURRENT FINANCIAL ASSETS (ADP 054 to 062)	053	0	0
1. Investments in holdings (shares) of undertakings within the group	054	0	0
2. Investments in other securities of undertakings within the group	055	0	0
3. Loans, deposits, etc. to undertakings within the group	056	0	0
4. Investments in holdings (shares) of companies linked by virtue of participating interests	057	0	0
5. Investment in other securities of companies linked by virtue of participating interests	058	0	0
6. Loans, deposits etc. to companies linked by virtue of participating interests	059	0	0
7. Investments in securities	060	0	0
8. Loans, deposits, etc. given	061	0	0
9. Other financial assets	062	0	0
IV CASH AT BANK AND IN HAND	063	4,047,876	3,181,311
D PREPAID EXPENSES AND ACCRUED INCOME	064	1,413,524	761,466
E TOTAL ASSETS (ADP 001+002+037+064)	065	180,973,016	180,721,461
F OFF-BALANCE SHEET ITEMS	066	11,490,602	10,241,203
LIABILITIES			
A CAPITAL AND RESERVES (ADP 068 to 070+076+077+083+086+089)	067	103,797,611	101,569,017
I INITIAL (SUBSCRIBED) CAPITAL	068	55,738,058	55,738,058
II CAPITAL RESERVES	069	25,456,155	25,456,088
III RESERVES FROM PROFIT (ADP 071+072-073+074+075)	070	9,635,076	9,635,065
1. Legal reserves	071	885,809	885,798
2. Reserves for treasury shares	072	2,772,641	2,772,641
3. Treasury shares and holdings (deductible item)	073	-921,001	-921,001
4. Statutory reserves	074	16,639	16,639
5. Other reserves	075	6,880,988	6,880,988
IV REVALUATION RESERVES	076	-1,103,553	-3,627,003
V FAIR VALUE RESERVES AND OTHER (ADP 078 to 082)	077	-5,158,815	-6,125,969
1. Financial assets at fair value through other comprehensive income (i.e. available for sale)	078	0	0
2. Cash flow hedge - effective portion	079	0	0
3. Hedge of a net investment in a foreign operation - effective portion	080	0	0
4. Other fair value reserves	081	0	0
5. Exchange differences arising from the translation of foreign operations (consolidation)	082	-5,158,815	-6,125,969

Balance sheet

balance as at 30.6.2023, submitter: AD Plastik Group (in EUR)

ITEM		ADP CODE	LAST DAY OF THE PRECEDING BUSINESS YEAR	AT THE REPORTING DATE OF THE CURRENT PERIOD
1		2	3	4
VI	RETAINED PROFIT OR LOSS BROUGHT FORWARD (ADP 084-085)	083	28,961,725	19,224,998
	1 Retained profit	084	28,961,725	19,224,998
	2 Loss brought forward	085	0	0
VII	PROFIT OR LOSS FOR THE BUSINESS YEAR (ADP 087-088)	086	-9,731,035	1,267,780
	1. Profit for the business year	087	0	1,267,780
	2. Loss for the business year	088	9,731,035	0
	VIII MINORITY (NON-CONTROLLING) INTEREST	089	0	0
B	PROVISIONS (ADP 091 to 096)	090	473,688	473,867
	1. Provisions for pensions, termination benefits and similar obligations	091	301,369	301,419
	2. Provisions for tax liabilities	092	0	0
	3. Provisions for ongoing legal cases	093	0	0
	4. Provisions for renewal of natural resources	094	0	0
	5. Provisions for warranty obligations	095	0	0
	6. Other provisions	096	172,319	172,448
C	LONG-TERM LIABILITIES (ADP 098 to 108)	097	25,222,504	29,132,281
	1. Liabilities to undertakings within the group	098	0	0
	2. Liabilities for loans, deposits, etc. of undertakings within the group	099	0	0
	3. Liabilities to companies linked by virtue of participating interests	100	0	0
	4. Liabilities for loans, deposits etc. of companies linked by virtue of participating interests	101	0	0
	5. Liabilities for loans, deposits etc.	102	618,699	521,791
	6. Liabilities to banks and other financial institutions	103	23,238,028	27,449,097
	7. Liabilities for advance payments	104	0	0
	8. Liabilities to suppliers	105	0	0
	9. Liabilities for securities	106	0	0
	10. Other long-term liabilities	107	1,365,777	1,161,393
	11. Deferred tax liability	108	0	0
D	SHORT-TERM LIABILITIES (ADP 110 to 123)	109	49,840,149	49,139,489
	1. Liabilities to undertakings within the group	110	0	0
	2. Liabilities for loans, deposits, etc. of undertakings within the group	111	0	0
	3. Liabilities to companies linked by virtue of participating interests	112	0	0
	4. Liabilities for loans, deposits etc. of companies linked by virtue of participating interests	113	0	0
	5. Liabilities for loans, deposits etc.	114	2,840,483	2,771,628
	6. Liabilities to banks and other financial institutions	115	15,151,878	14,500,807
	7. Liabilities for advance payments	116	10,507,829	9,980,008
	8. Liabilities to suppliers	117	15,813,671	16,355,852
	9. Liabilities for securities	118	0	0
	10. Liabilities to employees	119	1,557,416	1,705,367
	11. Taxes, contributions and similar liabilities	120	1,469,110	1,711,729
	12. Liabilities arising from the share in the result	121	147,548	155,388
	13. Liabilities arising from fixed assets held for sale	122	0	0
	14. Other short-term liabilities	123	2,352,214	1,958,710
E	ACCRUALS AND DEFERRED INCOME	124	1,639,064	406,807
F	TOTAL – LIABILITIES (ADP 067+090+097+109+124)	125	180,973,016	180,721,461
G	OFF-BALANCE SHEET ITEMS	126	11,490,602	10,241,203

Statement of profit or loss

for the period 1.1.2023 to 30.6.2023
Submitter: AD Plastik Group (in EUR)

	ITEM 1	ADP CODE 2	SAME PERIOD OF THE PREVIOUS YEAR		CURRENT PERIOD	
			CUMULATIVE 3	QUARTER 4	CUMULATIVE 5	QUARTER 6
I	OPERATING INCOME (ADP 002 to 006)	001	57,480,521	24,056,421	66,037,011	32,969,041
	1, Income from sales with undertakings within the group	002	0	0	0	0
	2, Income from sales (outside group)	003	56,504,390	23,653,502	62,471,549	31,680,163
	3, Income from the use of own products, goods and services	004	88,283	21,609	58,039	17,511
	4, Other operating income with undertakings within the group	005	0	0	0	0
	5, Other operating income (outside the group)	006	887,848	381,310	3,507,423	1,271,367
II	OPERATING EXPENSES (ADP 008+009+010+011+012+013+014+015+016+017+018+019+020+021+022+023+024+025+026+027+028)	007	71,287,442	38,043,209	65,912,710	32,915,864
	1, Changes in inventories of work in progress and finished goods	008	-636,758	-193,930	574,068	301,426
	2, Material costs (ADP 010 to 012)	009	38,824,182	16,960,715	42,745,854	21,343,091
	a) Costs of raw materials and consumables	010	31,544,000	13,450,311	32,759,995	15,909,665
	b) Costs of goods sold	011	1,705,547	574,423	4,118,145	2,244,880
	c) Other external costs	012	5,574,635	2,935,981	5,867,714	3,188,546
	3, Staff costs (ADP 014 to 016)	013	14,445,639	7,006,459	14,749,426	7,616,666
	a) Net salaries and wages	014	9,498,140	4,642,087	9,240,459	4,761,337
	b) Tax and contributions from salary costs	015	2,893,188	1,413,472	3,485,266	1,807,340
	c) Contributions on salaries	016	2,054,311	950,900	2,023,701	1,047,989
	4, Depreciation	017	6,318,296	3,226,292	5,151,741	2,424,456
	5, Other costs	018	2,048,530	963,996	2,390,061	1,067,572
	6, Value adjustments (ADP 020+021)	019	7,720,203	7,720,203	0	0
	a) fixed assets other than financial assets	020	7,720,203	7,720,203	0	0
	b) current assets other than financial assets	021	0	0	0	0
	7, Provisions (ADP 023 to 028)	022	0	0	30	30
	a) Provisions for pensions, termination benefits and similar obligations	023	0	0	0	0
	b) Provisions for tax liabilities	024	0	0	0	0
	c) Provisions for ongoing legal cases	025	0	0	0	0
	d) Provisions for renewal of natural resources	026	0	0	0	0
	e) Provisions for warranty obligations	027	0	0	0	0
	f) Other provisions	028	0	0	30	30
	8, Other operating expenses	029	2,567,350	2,359,474	301,530	162,623
III	FINANCIAL INCOME (ADP 031 to 040)	030	3,648,635	4,475,793	29,172	18,537
	1, Income from investments in holdings (shares) of undertakings within the group	031	0	0	0	0
	2, Income from investments in holdings (shares) of companies linked by virtue of participating interests	032	0	0	0	0
	3, Income from other long-term financial investment and loans granted to undertakings within the group	033	0	0	0	0

Statement of profit or loss

for the period 1.1.2023 to 30.6.2023
Submitter: AD Plastik Group (in EUR)

ITEM 1	ADP CODE 2	SAME PERIOD OF THE PREVIOUS YEAR		CURRENT PERIOD	
		CUMULATIVE 3	QUARTER 4	CUMULATIVE 5	QUARTER 6
4, Other interest income from operations with undertakings within the group	034	0	0	0	0
5, Exchange rate differences and other financial income from operations with undertakings within the group	035	3,229,812	3,715,302	0	0
6, Income from other long-term financial investments and loans	036	0	0	0	0
7, Other interest income	037	98,499	77,946	29,172	18,537
8, Exchange rate differences and other financial income	038	320,324	682,545	0	0
9, Unrealised gains (income) from financial assets	039	0	0	0	0
10, Other financial income	040	0	0	0	0
IV FINANCIAL EXPENSES (ADP 042 to 048)	041	241,462	116,747	1,503,195	972,157
1, Interest expenses and similar expenses with undertakings within the group	042	0	0	0	0
2, Exchange rate differences and other expenses from operations with undertakings within the group	043	0	0	1,103,180	622,646
3, Interest expenses and similar expenses	044	241,462	116,747	349,083	200,817
4, Exchange rate differences and other expenses	045	0	0	50,932	148,694
5, Unrealised losses (expenses) from financial assets	046	0	0	0	0
6, Value adjustments of financial assets (net)	047	0	0	0	0
7, Other financial expenses	048	0	0	0	0
V SHARE IN PROFIT FROM UNDERTAKINGS LINKED BY VIRTUE OF PARTICIPATING INTERESTS	049	2,243,339	1,400,860	2,756,125	1,471,011
VI SHARE IN PROFIT FROM JOINT VENTURES	050	0	0	0	0
VII SHARE IN LOSS OF COMPANIES LINKED BY VIRTUE OF PARTICIPATING INTEREST	051	0	0	0	0
VIII SHARE IN LOSS OF JOINT VENTURES	052	0	0	0	0
IX TOTAL INCOME (ADP 001+030+049 +050)	053	63,372,495	29,933,074	68,822,308	34,458,589
X TOTAL EXPENDITURE (ADP 007+041+051 + 052)	054	71,528,904	38,159,956	67,415,905	33,888,021
XI PRE-TAX PROFIT OR LOSS (ADP 053-054)	055	-8,156,409	-8,226,882	1,406,403	570,568
1, Pre-tax profit (ADP 053-054)	056	0	0	1,406,403	570,568
2, Pre-tax loss (ADP 054-053)	057	-8,156,409	-8,226,882	0	0
XII INCOME TAX	058	-272,749	-266,645	138,623	-16,504
XIII PROFIT OR LOSS FOR THE PERIOD (ADP 055-059)	059	-7,883,660	-7,960,237	1,267,780	587,072
1, Profit for the period (ADP 055-059)	060	0	0	1,267,780	587,072
2, Loss for the period (ADP 059-055)	061	-7,883,660	-7,960,237	0	0
DISCONTINUED OPERATIONS (TO BE FILLED IN BY UNDERTAKINGS SUBJECT TO IFRS ONLY WITH DISCONTINUED OPERATIONS)					
XIV PRE-TAX PROFIT OR LOSS OF DISCONTINUED OPERATIONS (ADP 063-064)	062	0	0	0	0
1, Pre-tax profit from discontinued operations	063	0	0	0	0
2, Pre-tax loss on discontinued operations	064	0	0	0	0

Statement of profit or loss

for the period 1.1.2023 to 30.6.2023
Submitter: AD Plastik Group (in EUR)

	ITEM 1	ADP CODE 2	SAME PERIOD OF THE PREVIOUS YEAR		CURRENT PERIOD	
			CUMULATIVE 3	QUARTER 4	CUMULATIVE 5	QUARTER 6
XV	INCOME TAX OF DISCONTINUED OPERATIONS	065	0	0	0	0
	1, Discontinued operations profit for the period (ADP 062-065)	066	0	0	0	0
	2, Discontinued operations loss for the period (ADP 065-062)	067	0	0	0	0
TOTAL OPERATIONS (TO BE FILLED IN ONLY BY UNDERTAKINGS SUBJECT TO IFRS WITH DISCONTINUED OPERATIONS)						
XVI	PRE-TAX PROFIT OR LOSS (ADP 055-+062)	068	0	0	0	0
	1, Pre-tax profit (ADP 068)	069	0	0	0	0
	2, Pre-tax loss (ADP 068)	070	0	0	0	0
XVII	INCOME TAX (ADP 058+065)	071	0	0	0	0
XVIII	PROFIT OR LOSS FOR THE PERIOD (ADP 068-071)	072	0	0	0	0
	1, Profit for the period (ADP 068-071)	073	0	0	0	0
	2, Loss for the period (ADP 071-068)	074	0	0	0	0
APPENDIX TO THE P&L (TO BE FILLED IN BY UNDERTAKINGS THAT DRAW UP CONSOLIDATED ANNUAL FINANCIAL STATEMENTS)						
XIX	PROFIT OR LOSS FOR THE PERIOD (ADP 076+077)	075	-7,883,660	-7,960,237	1,267,780	587,072
	1, Attributable to owners of the parent	076	-7,883,660	-7,960,237	1,267,780	587,072
	2, Attributable to minority (non-controlling) interest	077	0	0	0	0
STATEMENT OF OTHER COMPREHENSIVE INCOME (TO BE FILLED IN BY UNDERTAKINGS SUBJECT TO IFRS)						
I	PROFIT OR LOSS FOR THE PERIOD	078	-7,883,660	-7,960,237	1,267,780	587,072
II	OTHER COMPREHENSIVE INCOME/LOSS BEFORE TAX (ADP 80+ 87)	079	12,729,386	13,696,607	-3,492,900	-1,849,774
III	Items that will not be reclassified to profit or loss (ADP 081 to 085)	080	0	0	0	0
	1, Changes in revaluation reserves of fixed tangible and intangible assets	081	0	0	0	0
	2, Gains or losses from subsequent measurement of equity instruments at fair value through other comprehensive income	082	0	0	0	0
	3, Fair value changes of financial liabilities at fair value through statement of profit or loss, attributable to changes in their credit risk	083	0	0	0	0
	4, Actuarial gains/losses on the defined benefit obligation	084	0	0	0	0
	5, Other items that will not be reclassified	085	0	0	0	0
	6, Income tax relating to items that will not be reclassified	086	0	0	0	0

Statement of profit or loss

for the period 1.1.2023 to 30.6.2023
Submitter: AD Plastik Group (in EUR)

	ITEM 1	ADP CODE 2	SAME PERIOD OF THE PREVIOUS YEAR		CURRENT PERIOD	
			CUMULATIVE 3	QUARTER 4	CUMULATIVE 5	QUARTER 6
IV	Items that may be reclassified to profit or loss (ADP 088 to 095)	087	12,729,386	13,696,607	-3,492,900	-1,849,774
	1, Exchange rate differences from translation of foreign operations	088	12,729,386	13,696,607	-3,492,900	-1,849,774
	2, Gains or losses from subsequent measurement of debt securities at fair value through other comprehensive income	089	0	0	0	0
	3, Profit or loss arising from effective cash flow hedging	090	0	0	0	0
	4, Profit or loss arising from effective hedge of a net investment in a foreign operation	091	0	0	0	0
	5, Share in other comprehensive income/loss of companies linked by virtue of participating interests	092	0	0	0	0
	6, Changes in fair value of the time value of option	093	0	0	0	0
	7, Changes in fair value of forward elements of forward contracts	094	0	0	0	0
	8, Other items that may be reclassified to profit or loss	095	0	0	0	0
	9, Income tax relating to items that may be reclassified to profit or loss	096	781,526	781,526	0	224,081
V	NET OTHER COMPREHENSIVE INCOME OR LOSS (ADP 080+087- 086 - 096)	097	11,947,860	12,915,081	-3,492,900	-2,073,855
VI	COMPREHENSIVE INCOME OR LOSS FOR THE PERIOD (ADP 078+097)	098	4,064,200	4,954,844	-2,225,120	-1,486,783
APPENDIX TO THE STATEMENT ON COMPREHENSIVE INCOME (TO BE FILLED IN BY UNDERTAKINGS THAT DRAW UP CONSOLIDATED STATEMENTS)						
VII	COMPREHENSIVE INCOME OR LOSS FOR THE PERIOD (ADP 100+101)	099	4,064,200	4,954,844	-2,225,120	-1,486,783
	1, Attributable to owners of the parent	100	4,064,200	4,954,844	-2,225,120	-1,486,783
	2, Attributable to minority (non-controlling) interest	101	0	0	0	0



Statement of cash flows

for the period 1.1.2023 to 30.6.2023
Submitter: AD Plastik Group (in EUR)

indirect method

ITEM 1	ADP CODE 2	SAME PERIOD OF THE PREVIOUS YEAR 3	CURRENT PERIOD 4
CASH FLOW FROM OPERATING ACTIVITIES			
1, Pre-tax profit	001	-8,156,409	1,406,403
2, Adjustments (ADP 003 to 010):	002	15,328,982	-652,655
a) Depreciation	003	6,318,296	5,151,741
b) Gains and losses from sale and value adjustment of fixed tangible and intangible assets	004	9,197,259	-2,347,995
c) Gains and losses from sale and unrealised gains and losses and value adjustment of financial assets	005	0	0
d) Interest and dividend income	006	-98,499	-29,172
e) Interest expenses	007	241,462	349,083
f) Provisions	008	-188,298	-16,652
g) Exchange rate differences (unrealised)	009	52,722	-235,405
h) Other adjustments for non-cash transactions and unrealised gains and losses	010	-193,960	-3,524,255
I Cash flow increase or decrease before changes in working capital (ADP 001+002)	011	7,172,573	753,748
3, Changes in the working capital (ADP 013 to 016)	012	3,351,622	-6,358,229
a) Increase or decrease in short-term liabilities	013	-331,477	92,826
b) Increase or decrease in short-term receivables	014	13,677,302	-7,293,760
c) Increase or decrease in inventories	015	-9,994,203	842,705
d) Other increase or decrease in working capital	016	0	0
II Cash from operations (ADP 011+012)	017	10,524,195	-5,604,481
4, Interest paid	018	-267,903	-327,878
5, Income tax paid	019	-76,681	0
A NET CASH FLOW FROM OPERATING ACTIVITIES (ADP 017 to 019)	020	10,179,611	-5,932,359
CASH FLOW FROM INVESTMENT ACTIVITIES			
1, Cash receipts from sales of fixed tangible and intangible assets	021	15,475	3,160,831
2, Cash receipts from sales of financial instruments	022	0	0
3, Interest received	023	48,069	21,723
4, Dividends received	024	0	2,483,529
5, Cash receipts from repayment of loans and deposits	025	0	0
6, Other cash receipts from investment activities	026	0	0
III Total cash receipts from investment activities (ADP 021 to 026)	027	63,544	5,666,083
1, Cash payments for the purchase of fixed tangible and intangible assets	028	-3,194,229	-3,437,285
2, Cash payments for the acquisition of financial instruments	029	0	0
3, Cash payments for loans and deposits for the period	030	0	0
4, Acquisition of a subsidiary, net of cash acquired	031	0	0
5, Other cash payments from investment activities	032	0	0
IV Total cash payments from investment activities (ADP 028 to 032)	033	-3,194,229	-3,437,285
B NET CASH FLOW FROM INVESTMENT ACTIVITIES (ADP 027 +033)	034	-3,130,685	2,228,798

Statement of cash flows

for the period 1.1.2023 to 30.6.2023
Submitter: AD Plastik Group (in EUR)

indirect method

ITEM 1	ADP CODE 2	SAME PERIOD OF THE PREVIOUS YEAR 3	CURRENT PERIOD 4
CASH FLOW FROM FINANCING ACTIVITIES			
1, Cash receipts from the increase in initial (subscribed) capital	035	0	0
2, Cash receipts from the issue of equity financial instruments and debt financial instruments	036	0	0
3, Cash receipts from credit principals, loans and other borrowings	037	6,813,602	8,634,882
4, Other cash receipts from financing activities	038	0	0
V Total cash receipts from financing activities (ADP 035 to 038)	039	6,813,602	8,634,882
1, Cash payments for the repayment of credit principals, loans and other borrowings and debt financial instruments	040	-12,385,070	-5,310,245
2, Cash payments for dividends	041	0	0
3, Cash payments for finance lease	042	-581,219	-483,998
4, Cash payments for the redemption of treasury shares and decrease in initial (subscribed) capital	043	0	0
5, Other cash payments from financing activities	044	0	0
VI Total cash payments from financing activities (ADP 040 to 044)	045	-12,966,289	-5,794,243
C NET CASH FLOW FROM FINANCING ACTIVITIES (ADP 039 +045)	046	-6,152,687	2,840,639
1, Unrealised exchange rate differences in respect of cash and cash equivalents	047	58,779	-3,643
D NET INCREASE OR DECREASE IN CASH FLOWS (ADP 020+034+046+047)	048	955,018	-866,565
E CASH AND CASH EQUIVALENTS AT THE BEGINNING OF THE PERIOD	049	4,001,921	4,047,876
F CASH AND CASH EQUIVALENTS AT THE END OF THE PERIOD (ADP 048+049)	050	4,956,939	3,181,311



Statement of changes in equity

for the period 1.1.2023 to 30.6.2023
Submitter: AD Plastik Group (in EUR)

Item 1	ADP code 2	Attributable to owners of the parent																Minority non-controlling interest 19	Total capital and reserves 20 (18+19)	
		Initial (subscribed) capital 3	Capital reserves 4	Legal reserves 5	Reserves for treasury shares 6	Treasury shares and holdings (deductible item) 7	Statutory reserves 8	Other reserves 9	Revaluation reserves 10	Fair value of financial assets through other comprehensive income (available for sale) 11	Cash flow hedge - effective portion 12	Hedge of a net investment in a foreign operation - effective portion 13	Other fair value reserves 14	Exchange rate differences from translation of foreign operations 15	Retained profit / loss brought forward 16	Profit/loss for the business year 17	Total attributable to owners of the parent 18 (3 do 6 - 7 + 8 do 17)			
Previous period																				
1. Balance on the first day of the previous business year	01	55,738,058	25,574,127	885,809	2,772,641	1,141,457	16,639	9,050,846	-2,105,251	0	0	0	0	-6,196,273	22,448,781	4,343,086	111,387,006	0	111,387,006	
2. Changes in accounting policies	02	0	0	0	0	0	0	0	0	0	0	0	0	0	0	0	0	0	0	
3. Correction of errors	03	0	0	0	0	0	0	0	0	0	0	0	0	0	0	0	0	0	0	
4. Balance on the first day of the previous business year (restated) (ADP 01 to 03)	04	55,738,058	25,574,127	885,809	2,772,641	1,141,457	16,639	9,050,846	-2,105,251	0	0	0	0	-6,196,273	22,448,781	4,343,086	111,387,006	0	111,387,006	
5. Profit/loss of the period	05	0	0	0	0	0	0	0	0	0	0	0	0	0	0	-7,883,660	-7,883,660	0	-7,883,660	
6. Exchange rate differences from translation of foreign operations	06	0	0	0	0	0	0	0	0	0	0	0	0	8,821,757	0	0	8,821,757	0	8,821,757	
7. Changes in revaluation reserves of fixed tangible and intangible assets	07	0	0	0	0	0	0	0	0	0	0	0	0	0	0	0	0	0	0	
8. Gains or losses from subsequent measurement of financial assets at fair value through other comprehensive income (available for sale)	08	0	0	0	0	0	0	0	0	0	0	0	0	0	0	0	0	0	0	
9. Profit or loss arising from effective cash flow hedge	09	0	0	0	0	0	0	0	0	0	0	0	0	0	0	0	0	0	0	
10. Profit or loss arising from effective hedge of a net investment in a foreign operation	10	0	0	0	0	0	0	0	0	0	0	0	0	0	0	0	0	0	0	
11. Share in other comprehensive income/loss of companies linked by virtue of participating interests	11	0	0	0	0	0	0	0	0	0	0	0	0	0	0	0	0	0	0	
12. Actuarial gains/losses on the defined benefit obligation	12	0	0	0	0	0	0	0	0	0	0	0	0	0	0	0	0	0	0	
13. Other changes in equity unrelated to owners	13	0	0	0	0	0	0	0	3,812,321	0	0	0	0	0	0	0	3,812,321	0	3,812,321	
14. Tax on transactions recognised directly in equity	14	0	0	0	0	0	0	0	-686,218	0	0	0	0	0	0	0	-686,218	0	-686,218	

Statement of changes in equity

for the period 1.1.2023 to 30.6.2023
Submitter: AD Plastik Group (in EUR)

Item	ADP code	Attributable to owners of the parent																	Minority non-controlling interest	Total capital and reserves
		Initial (subscribed) capital	Capital reserves	Legal reserves	Reserves for treasury shares	Treasury shares and holdings (deductible item)	Statutory reserves	Other reserves	Revaluation reserves	Fair value of financial assets through other comprehensive income (available for sale)	Cash flow hedge - effective portion	Hedge of a net investment in a foreign operation - effective portion	Other fair value reserves	Exchange rate differences from translation of foreign operations	Retained profit / loss brought forward	Profit/loss for the business year	Total attributable to owners of the parent			
1	2	3	4	5	6	7	8	9	10	11	12	13	14	15	16	17	18 (3 do 6 - 7 + 8 do 17)	19	20 (18+19)	
15. Decrease in initial (subscribed) capital (other than arising from the pre-bankruptcy settlement procedure or from the reinvestment of profit)	15	0	0	0	0	0	0	0	0	0	0	0	0	0	0	0	0	0	0	
16. Decrease in initial (subscribed) capital arising from the pre-bankruptcy settlement procedure	16	0	0	0	0	0	0	0	0	0	0	0	0	0	0	0	0	0	0	
17. Decrease in initial (subscribed) capital arising from the reinvestment of profit	17	0	0	0	0	0	0	0	0	0	0	0	0	0	0	0	0	0	0	
18. Redemption of treasury shares/holdings	18	0	0	0	0	0	0	0	0	0	0	0	0	0	0	0	0	0	0	
19. Payments from members/shareholders	19	0	0	0	0	0	0	0	0	0	0	0	0	0	0	0	0	0	0	
20. Payment of share in profit/dividend	20	0	0	0	0	0	0	0	0	0	0	0	0	0	0	0	0	0	0	
21. Other distributions and payments to members/shareholders	21	0	0	0	0	0	0	0	0	0	0	0	0	0	0	0	0	0	0	
22. Transfer to reserves according to the annual schedule	22	0	0	0	0	0	0	0	0	0	0	0	0	0	4,343,086	-4,343,086	0	0	0	
23. Increase in reserves arising from the pre-bankruptcy settlement procedure	23	0	0	0	0	0	0	0	0	0	0	0	0	0	0	0	0	0	0	
24. Balance on the last day of the previous business year reporting period (ADP 04 to 23)	24	55,738,058	25,574,127	885,809	2,772,641	1,141,457	16,639	9,050,846	1,020,852	0	0	0	0	2,625,484	26,791,867	-7,883,660	115,451,206	0	115,451,206	
APPENDIX TO THE STATEMENT OF CHANGES IN EQUITY (to be filled in by undertakings that draw up financial statements in accordance with the IFRS)																				
I OTHER COMPREHENSIVE INCOME OF THE PREVIOUS PERIOD, NET OF TAX (ADP 06 to 14)	25	0	0	0	0	0	0	0	3,126,103	0	0	0	0	8,821,757	0	0	11,947,860	0	11,947,860	
II COMPREHENSIVE INCOME OR LOSS FOR THE PREVIOUS PERIOD (ADP 05+25)	26	0	0	0	0	0	0	0	3,126,103	0	0	0	0	8,821,757	0	-7,883,660	4,064,200	0	4,064,200	
III TRANSACTIONS WITH OWNERS IN THE PREVIOUS PERIOD RECOGNISED DIRECTLY IN EQUITY (ADP 15 to 23)	27	0	0	0	0	0	0	0	0	0	0	0	0	4,343,086	-4,343,086	0	0	0	0	

Statement of changes in equity

for the period 1.1.2023 to 30.6.2023
Submitter: AD Plastik Group (in EUR)

Item	ADP code	Attributable to owners of the parent																	Minority non-controlling interest	Total capital and reserves
		Initial (subscribed) capital	Capital reserves	Legal reserves	Reserves for treasury shares	Treasury shares and holdings (deductible item)	Statutory reserves	Other reserves	Revaluation reserves	Fair value of financial assets through other comprehensive income (available for sale)	Cash flow hedge - effective portion	Hedge of a net investment in a foreign operation - effective portion	Other fair value reserves	Exchange rate differences from translation of foreign operations	Retained profit / loss brought forward	Profit/loss for the business year	Total attributable to owners of the parent			
1	2	3	4	5	6	7	8	9	10	11	12	13	14	15	16	17	18 (3 do 6 - 7 + 8 do 17)	19	20 (18+19)	
Current period																				
1. Balance on the first day of the current business year	28	55,738,058	25,456,155	885,809	2,772,641	921,001	16,639	6,880,988	-1,103,553	0	0	0	0	-5,158,815	28,961,725	-9,731,035	103,797,611	0	103,797,611	
2. Changes in accounting policies	29	0	0	0	0	0	0	0	0	0	0	0	0	0	0	0	0	0	0	
3. Correction of errors	30	0	0	0	0	0	0	0	0	0	0	0	0	0	0	0	0	0	0	
4. Balance on the first day of the current business year (restated) (AOP 28 to 30)	31	55,738,058	25,456,155	885,809	2,772,641	921,001	16,639	6,880,988	-1,103,553	0	0	0	0	-5,158,815	28,961,725	-9,731,035	103,797,611	0	103,797,611	
5. Profit/loss of the period	32	0	0	0	0	0	0	0	0	0	0	0	0	0	0	1,267,780	1,267,780	0	1,267,780	
6. Exchange rate differences from translation of foreign operations	33	0	0	0	0	0	0	0	0	0	0	0	0	-967,154	0	0	-967,154	0	-967,154	
7. Changes in revaluation reserves of fixed tangible and intangible assets	34	0	0	0	0	0	0	0	0	0	0	0	0	0	0	0	0	0	0	
8. Gains or losses from subsequent measurement of financial assets at fair value through other comprehensive income (available for sale)	35	0	0	0	0	0	0	0	0	0	0	0	0	0	0	0	0	0	0	
9. Profit or loss arising from effective cash flow hedge	36	0	0	0	0	0	0	0	0	0	0	0	0	0	0	0	0	0	0	
10. Profit or loss arising from effective hedge of a net investment in a foreign operation	37	0	0	0	0	0	0	0	0	0	0	0	0	0	0	0	0	0	0	
11. Share in other comprehensive income/loss of companies linked by virtue of participating interests	38	0	0	0	0	0	0	0	0	0	0	0	0	0	0	0	0	0	0	
12. Actuarial gains/losses on the defined benefit obligation	39	0	0	0	0	0	0	0	0	0	0	0	0	0	0	0	0	0	0	
13. Other changes in equity unrelated to owners	40	0	0	0	0	0	0	0	-3,077,378	0	0	0	0	0	0	0	-3,077,378	0	-3,077,378	
14. Tax on transactions recognised directly in equity	41	0	0	0	0	0	0	0	553,928	0	0	0	0	0	0	0	553,928	0	553,928	

Statement of changes in equity

for the period 1.1.2023 to 30.6.2023
Submitter: AD Plastik Group (in EUR)

Item 1	ADP code 2	Attributable to owners of the parent																Minority non-controlling interest 19	Total capital and reserves 20 (18+19)	
		Initial (subscribed) capital 3	Capital reserves 4	Legal reserves 5	Reserves for treas- ury shares 6	Treasury shares and holdings (deducti- ble item) 7	Statutory reserves 8	Other reserves 9	Revaluation reserves 10	Fair value of finan- cial assets through other comprehen- sive income (availa- ble for sale) 11	Cash flow hedge - effective portion 12	Hedge of a net in- vestment in a foreign operation - effective portion 13	Other fair value reserves 14	Exchange rate differences from translation of for- eign operations 15	Retained profit / loss brought forward 16	Profit / loss for the business year 17	Total attributable to owners of the parent 18 (3 do 6 - 7 + 8 do 17)			
15. Decrease in initial (subscribed) capital (other than arising from the pre-bankruptcy settlement procedure or from the reinvestment of profit)	42	0	0	0	0	0	0	0	0	0	0	0	0	0	0	0	0	0	0	0
16. Decrease in initial (subscribed) capital arising from the pre-bankruptcy settlement procedure	43	0	0	0	0	0	0	0	0	0	0	0	0	0	0	0	0	0	0	0
17. Decrease in initial (subscribed) capital arising from the reinvestment of profit	44	0	0	0	0	0	0	0	0	0	0	0	0	0	0	0	0	0	0	0
18. Redemption of treasury shares/ holdings	45	0	0	0	0	0	0	0	0	0	0	0	0	0	0	0	0	0	0	0
19. Payments from members/ shareholders	46	0	0	0	0	0	0	0	0	0	0	0	0	0	0	0	0	0	0	0
20. Payment of share in profit/dividend	47	0	0	0	0	0	0	0	0	0	0	0	0	0	0	0	0	0	0	0
21. Other distributions and payments to members/shareholders	48	0	-67	-11	0	0	0	0	0	0	0	0	0	0	-5,692	0	-5,770	0	-5,770	
22. Carryforward per annual plane	49	0	0	0	0	0	0	0	0	0	0	0	0	-9,731,035	9,731,035	0	0	0	0	
23. Increase in reserves arising from the pre-bankruptcy settlement procedure	50	0	0	0	0	0	0	0	0	0	0	0	0	0	0	0	0	0	0	
24. Balance on the last day of the current business year reporting period (ADP 31 to 50)	51	55,738,058	25,456,088	885,798	2,772,641	921,001	16,639	6,880,988	-3,627,003	0	0	0	0	-6,125,969	19,224,998	1,267,780	101,569,017	0	101,569,017	
APPENDIX TO THE STATEMENT OF CHANGES IN EQUITY (to be filled in by undertakings that draw up financial statements in accordance with the IFRS)																				
I OTHER COMPREHENSIVE INCOME FOR THE CURRENT PERIOD, NET OF TAX (ADP 33 to 41)	52	0	0	0	0	0	0	0	-2,523,450	0	0	0	0	-967,154	0	0	-3,490,604	0	-3,490,604	
II COMPREHENSIVE INCOME OR LOSS FOR THE CURRENT PERIOD (ADP 32 do 52)	53	0	0	0	0	0	0	0	-2,523,450	0	0	0	0	-967,154	0	1,267,780	-2,222,824	0	-2,222,824	
III TRANSACTIONS WITH OWNERS IN THE CURRENT PERIOD RECOGNISED DIRECTLY IN EQUITY (ADP 42 to 50)	54	0	-67	-11	0	0	0	0	0	0	0	0	0	-9,736,727	9,731,035	-5,770	0	-5,770		

Notes to Financial Statements - QFS

(drawn up for quarterly reporting periods)

Name of the issuer:.....AD Plastik d.d.

Headquarter:Ul. Antuna Gustava Matoša 8, 21210, Solin, Hrvatska

Personal identification
number (OIB):48351740621

MBS:060007090

Reporting period:1.1.2023 to 30.6.2023

Notes to financial statements are available as part of AD Plastik Group's Unaudited financial statement. Unaudited financial statement is available on Zagreb Stock Exchange website.

AD Plastik Group Integrated annual report for 2022 year is available on Zagreb Stock Exchange website.

Same accounting policies are applied while drawing up financial statements for current reporting period as in the latest annual financial statements.


AD Plastik d.d. has issued corporate guarantees for the needs of subsidiaries in the following amounts: to banks EUR 9,700 thousand and to the suppliers EUR 2,396 thousand.

Amount owed by AD Plastik Group and falling due after more than five years amounts to EUR 486 thousand.

The average number of employees of AD Plastik d.d. in the period from 1.1.2023. to 30.6.2023. was 1,948.

In intangible assets in the period from 1.1.2023. to 30.6.2023., the cost of net salaries and wages of EUR 198,310, the cost of taxes and contributions from salaries of EUR 78,036, and the cost of contributions to salaries of EUR 40,930 were capitalized.

Deferred tax assets balance decreased by EUR 22 thousand in the reporting period. Deferred tax asset on 31.12.2022 amounts EUR 1,944 thousand.



**Financial
statement
of the
company
AD Plastik**



Annex 1

Issuer's general data

Reporting period:	1.1.2023	to	30.6.2023
Year:	2023	Quarter:	2

Quarterly financial statements

Registration number (MB):	03440494	Issuer's home Member State code:	HR
Entity's registration number (MBS):	060007090		
Personal identification number (OIB):	48351740621	LEI:	549300NFX18SRZHNT751
Institution code:	382		
Name of the issuer:	AD PLASTIK d.d.		
Postcode and town:	21210	Solin	
Street and house number:	Matoševa 8		
E-mail address:	informacije@adplastik.hr		
Web address:	www.adplastik.hr		
Number of employees (end of the reporting period):		1157	
Consolidated report:	KN	(KN-not consolidated / KD-consolidated)	
Audited:	RN	(RN-not audited / RD-audited)	

Bookkeeping firm:	NO	(Yes/No)
Contact person:	Jurun Krešimir	(only name and surname of the contact person)
Telephone:	021/206-663	
E-mail address:	kresimir.jurun@adplastik.hr	
Audit firm:		(name of the audit firm)
Certified auditor:		(name and surname)

Balance sheet

balance as at 30.6.2023, submitter: AD Plastik d.d. (in EUR)

	ITEM 1	ADP CODE 2	LAST DAY OF THE PRECEDING BUSI- NESS YEAR 3	AT THE REPORT- ING DATE OF THE CURRENT PERIOD 4
ASSETS				
A	RECEIVABLES FOR SUBSCRIBED CAPITAL UNPAID	001	0	0
B	FIXED ASSETS (ADP 003+010+020+031+036)	002	114,404,887	111,604,001
	I INTANGIBLE ASSETS (ADP 004 to 009)	003	7,380,304	7,854,699
	1, Research and development	004	3,467,492	2,705,034
	2, Concessions, patents, licences, trademarks, software and other rights	005	283,711	240,399
	3, Goodwill	006	0	0
	4, Advances for the purchase of intangible assets	007	0	0
	5, Intangible assets in preparation	008	3,415,900	4,768,291
	6, Other intangible assets	009	213,201	140,975
	II TANGIBLE ASSETS (ADP 011 to 019)	010	72,294,979	69,355,159
	1, Land	011	17,365,617	17,365,617
	2, Buildings	012	23,116,546	24,522,407
	3, Plant and equipment	013	20,118,147	18,413,899
	4, Tools, working inventory and transportation assets	014	4,280,653	3,861,528
	5, Biological assets	015	0	0
	6, Advances for the purchase of tangible assets	016	0	0
	7, Tangible assets in preparation	017	2,592,281	892,457
	8, Other tangible assets	018	1,860,708	1,354,799
	9, Investment property	019	2,961,027	2,944,452
	III FIXED FINANCIAL ASSETS (ADP 021 to 030)	020	28,018,635	27,789,871
	1, Investments in holdings (shares) of undertakings within the group	021	12,092,141	12,092,141
	2, Investments in other securities of undertakings within the group	022	0	0
	3, Loans, deposits, etc, to undertakings within the group	023	13,039,089	12,810,325
	4, Investments in holdings (shares) of companies linked by virtue of participating interests	024	2,887,405	2,887,405
	5, Investment in other securities of companies linked by virtue of participating interests	025	0	0
	6, Loans, deposits etc, to companies linked by virtue of participating interests	026	0	0
	7, Investments in securities	027	0	0
	8, Loans, deposits, etc, given	028	0	0
	9, Other investments accounted for using the equity method	029	0	0
	10, Other fixed financial assets	030	0	0
	IV RECEIVABLES (ADP 032 to 035)	031	4,715,519	4,554,783
	1, Receivables from undertakings within the group	032	4,715,519	4,554,783
	2, Receivables from companies linked by virtue of participating interests	033	0	0
	3, Customer receivables	034	0	0
	4, Other receivables	035	0	0
	V DEFERRED TAX ASSETS	036	1,995,450	2,049,489
C	CURRENT ASSETS (ADP 038+046+053+063)	037	33,965,018	42,999,707
	I INVENTORIES (ADP 039 to 045)	038	13,729,825	15,190,042
	1, Raw materials and consumables	039	7,257,793	6,242,064
	2, Work in progress	040	939,859	868,624
	3, Finished goods	041	2,145,454	1,760,678
	4, Merchandise	042	1,613,077	1,158,483

Balance sheet

balance as at 30.6.2023, submitter: AD Plastik d.d. (in EUR)

ITEM	ADP CODE	LAST DAY OF THE PRECEDING BUSINESS YEAR	AT THE REPORTING DATE OF THE CURRENT PERIOD
1	2	3	4
5, Advances for inventories	043	1,773,642	5,160,193
6, Fixed assets held for sale	044	0	0
7, Biological assets	045	0	0
II RECEIVABLES (ADP 047 to 052)	046	15,751,933	23,595,420
1, Receivables from undertakings within the group	047	3,317,531	4,919,049
2, Receivables from companies linked by virtue of participating interests	048	513,647	509,237
3, Customer receivables	049	9,917,976	15,786,696
4, Receivables from employees and members of the undertaking	050	189	83,438
5, Receivables from government and other institutions	051	1,492,318	1,713,644
6, Other receivables	052	510,272	583,356
III CURRENT FINANCIAL ASSETS (ADP 054 to 062)	053	2,105,256	2,166,107
1, Investments in holdings (shares) of undertakings within the group	054	0	0
2, Investments in other securities of undertakings within the group	055	0	0
3, Loans, deposits, etc, to undertakings within the group	056	2,105,256	2,166,107
4, Investments in holdings (shares) of companies linked by virtue of participating interests	057	0	0
5, Investment in other securities of companies linked by virtue of participating interests	058	0	0
6, Loans, deposits etc, to companies linked by virtue of participating interests	059	0	0
7, Investments in securities	060	0	0
8, Loans, deposits, etc, given	061	0	0
9, Other financial assets	062	0	0
IV CASH AT BANK AND IN HAND	063	2,378,004	2,048,138
D PREPAID EXPENSES AND ACCRUED INCOME	064	1,059,314	571,714
E TOTAL ASSETS (ADP 001+002+037+064)	065	149,429,219	155,175,422
F OFF-BALANCE SHEET ITEMS	066	11,490,602	10,241,203
LIABILITIES			
A CAPITAL AND RESERVES (ADP 068 to 070+076+077+081+084+087)	067	90,044,726	92,041,902
I INITIAL (SUBSCRIBED) CAPITAL	068	55,738,058	55,738,058
II CAPITAL RESERVES	069	25,402,255	25,402,255
III RESERVES FROM PROFIT (ADP 071+072-073+074+075)	070	9,546,067	9,546,067
1, Legal reserves	071	813,439	813,439
2, Reserves for treasury shares	072	2,772,641	2,772,641
3, Treasury shares and holdings (deductible item)	073	-921,001	-921,001
4, Statutory reserves	074	0	0
5, Other reserves	075	6,880,988	6,880,988
IV REVALUATION RESERVES	076	0	0
V FAIR VALUE RESERVES AND OTHER (ADP 078 to 082)	077	0	0
1, Financial assets at fair value through other comprehensive income (i.e, available for sale)	078	0	0
2, Cash flow hedge - effective portion	079	0	0
3, Hedge of a net investment in a foreign operation - effective portion	080	0	0
4, Other fair value reserves	081	0	0
5, Exchange differences arising from the translation of foreign operations (consolidation)	082	0	0

Balance sheet

balance as at 30.6.2023, submitter: AD Plastik d.d. (in EUR)

ITEM		ADP CODE	LAST DAY OF THE PRECEDING BUSINESS YEAR	AT THE REPORTING DATE OF THE CURRENT PERIOD
1		2	3	4
VI	RETAINED PROFIT OR LOSS BROUGHT FORWARD (ADP 084-085)	083	13,101,826	-641,654
	1 Retained profit	084	13,101,826	0
	2 Loss brought forward	085	0	641,654
VII	PROFIT OR LOSS FOR THE BUSINESS YEAR (ADP 087-088)	086	-13,743,480	1,997,176
	1. Profit for the business year	087	0	1,997,176
	2. Loss for the business year	088	13,743,480	0
	VIII MINORITY (NON-CONTROLLING) INTEREST	089	0	0
B	PROVISIONS (ADP 091 to 096)	090	408,891	408,891
	1. Provisions for pensions, termination benefits and similar obligations	091	238,220	238,220
	2. Provisions for tax liabilities	092	0	0
	3. Provisions for ongoing legal cases	093	0	0
	4. Provisions for renewal of natural resources	094	0	0
	5. Provisions for warranty obligations	095	0	0
	6. Other provisions	096	170,671	170,671
C	LONG-TERM LIABILITIES (ADP 098 to 108)	097	22,330,796	25,604,395
	1. Liabilities to undertakings within the group	098	0	0
	2. Liabilities for loans, deposits, etc. of undertakings within the group	099	0	0
	3. Liabilities to companies linked by virtue of participating interests	100	0	0
	4. Liabilities for loans, deposits etc. of companies linked by virtue of participating interests	101	0	0
	5. Liabilities for loans, deposits etc.	102	0	0
	6. Liabilities to banks and other financial institutions	103	21,225,728	24,821,418
	7. Liabilities for advance payments	104	0	0
	8. Liabilities to suppliers	105	0	0
	9. Liabilities for securities	106	0	0
	10. Other long-term liabilities	107	1,105,068	782,977
	11. Deferred tax liability	108	0	0
D	SHORT-TERM LIABILITIES (ADP 110 to 123)	109	35,146,083	36,860,166
	1. Liabilities to undertakings within the group	110	1,415,165	1,012,995
	2. Liabilities for loans, deposits, etc. of undertakings within the group	111	0	0
	3. Liabilities to companies linked by virtue of participating interests	112	0	0
	4. Liabilities for loans, deposits etc. of companies linked by virtue of participating interests	113	0	0
	5. Liabilities for loans, deposits etc.	114	2,507,562	2,507,479
	6. Liabilities to banks and other financial institutions	115	12,266,700	12,646,262
	7. Liabilities for advance payments	116	3,381,065	4,743,826
	8. Liabilities to suppliers	117	11,864,676	12,364,289
	9. Liabilities for securities	118	0	0
	10. Liabilities to employees	119	1,165,515	1,250,452
	11. Taxes, contributions and similar liabilities	120	586,493	752,002
	12. Liabilities arising from the share in the result	121	27,819	26,264
	13. Liabilities arising from fixed assets held for sale	122	0	0
	14. Other short-term liabilities	123	1,931,088	1,556,597
E	ACCRUALS AND DEFERRED INCOME	124	1,498,723	260,067
F	TOTAL – LIABILITIES (ADP 067+090+097+109+124)	125	149,429,219	155,175,421
G	OFF-BALANCE SHEET ITEMS	126	11,490,602	10,241,203

Statement of profit or loss

for the period 1.1.2023 to 30.6.2023
Submitter: AD Plastik d.d. (in EUR)

	ITEM 1	ADP CODE 2	SAME PERIOD OF THE PREVIOUS YEAR		CURRENT PERIOD	
			CUMULATIVE 3	QUARTER 4	CUMULATIVE 5	QUARTER 6
I	OPERATING INCOME (ADP 002 to 006)	001	42,102,974	18,656,526	49,592,783	24,224,840
	1, Income from sales with undertakings within the group	002	2,590,612	853,349	2,144,430	1,124,678
	2, Income from sales (outside group)	003	38,815,163	17,491,597	44,095,713	22,006,795
	3, Income from the use of own products, goods and services	004	79,422	17,046	24,240	5,207
	4, Other operating income with undertakings within the group	005	90,085	56,715	101,713	54,333
	5, Other operating income (outside the group)	006	527,692	237,819	3,226,687	1,033,827
II	OPERATING EXPENSES (ADP 008+009+010+011+012+013+014+015+016+017+018+019+020+021+022+023+024+025+026+027+028)	007	44,230,446	21,293,374	50,086,525	24,987,608
	1, Changes in inventories of work in progress and finished goods	008	-156,181	-15,934	457,213	227,685
	2, Material costs (ADP 010 to 012)	009	29,553,182	13,975,197	33,734,868	16,860,994
	a) Costs of raw materials and consumables	010	20,058,433	9,131,006	23,165,977	11,157,453
	b) Costs of goods sold	011	5,556,743	2,599,481	6,264,943	3,331,732
	c) Other external costs	012	3,938,006	2,244,710	4,303,948	2,371,809
	3, Staff costs (ADP 014 to 016)	013	8,735,985	4,313,672	10,222,817	5,319,385
	a) Net salaries and wages	014	5,614,548	2,782,664	6,389,663	3,314,011
	b) Tax and contributions from salary costs	015	1,971,235	970,291	2,514,351	1,316,944
	c) Contributions on salaries	016	1,150,202	560,717	1,318,803	688,430
	4, Depreciation	017	4,525,724	2,287,416	3,648,799	1,709,497
	5, Other costs	018	1,458,695	700,051	1,873,171	772,432
	6, Value adjustments (ADP 020+021)	019	0	0	0	0
	a) fixed assets other than financial assets	020	0	0	0	0
	b) current assets other than financial assets	021	0	0	0	0
	7, Provisions (ADP 023 to 028)	022	0	0	0	0
	a) Provisions for pensions, termination benefits and similar obligations	023	0	0	0	0
	b) Provisions for tax liabilities	024	0	0	0	0
	c) Provisions for ongoing legal cases	025	0	0	0	0
	d) Provisions for renewal of natural resources	026	0	0	0	0
	e) Provisions for warranty obligations	027	0	0	0	0
	f) Other provisions	028	0	0	0	0
	8, Other operating expenses	029	113,041	32,972	149,657	97,615
III	FINANCIAL INCOME (ADP 031 to 040)	030	1,251,457	733,971	2,672,886	2,579,879
	1, Income from investments in holdings (shares) of undertakings within the group	031	0	0	0	0
	2, Income from investments in holdings (shares) of companies linked by virtue of participating interests	032	1,014,594	1,014,594	2,483,529	2,483,529
	3, Income from other long-term financial investment and loans granted to undertakings within the group	033	0	0	0	0

Statement of profit or loss

for the period 1.1.2023 to 30.6.2023
Submitter: AD Plastik d.d. (in EUR)

ITEM 1	ADP CODE 2	SAME PERIOD OF THE PREVIOUS YEAR		CURRENT PERIOD	
		CUMULATIVE 3	QUARTER 4	CUMULATIVE 5	QUARTER 6
4, Other interest income from operations with undertakings within the group	034	203,577	102,462	188,857	95,853
5, Exchange rate differences and other financial income from operations with undertakings within the group	035	33,253	-272,335	0	0
6, Income from other long-term financial investments and loans	036	0	0	0	0
7, Other interest income	037	33	12	44	41
8, Exchange rate differences and other financial income	038	0	-110,762	456	456
9, Unrealised gains (income) from financial assets	039	0	0	0	0
10, Other financial income	040	0	0	0	0
IV FINANCIAL EXPENSES (ADP 042 to 048)	041	10,168,383	9,672,614	236,007	137,523
1, Interest expenses and similar expenses with undertakings within the group	042	0	0	0	0
2, Exchange rate differences and other expenses from operations with undertakings within the group	043	0	-103,546	0	0
3, Interest expenses and similar expenses	044	200,621	96,483	236,007	137,523
4, Exchange rate differences and other expenses	045	13,551	-274,534	0	0
5, Unrealised losses (expenses) from financial assets	046	0	0	0	0
6, Value adjustments of financial assets (net)	047	9,954,211	9,954,211	0	0
7, Other financial expenses	048	0	0	0	0
V SHARE IN PROFIT FROM UNDERTAKINGS LINKED BY VIRTUE OF PARTICIPATING INTERESTS	049	0	0	0	0
VI SHARE IN PROFIT FROM JOINT VENTURES	050	0	0	0	0
VII SHARE IN LOSS OF COMPANIES LINKED BY VIRTUE OF PARTICIPATING INTEREST	051	0	0	0	0
VIII SHARE IN LOSS OF JOINT VENTURES	052	0	0	0	0
IX TOTAL INCOME (ADP 001+030+049 +050)	053	43,354,431	19,390,497	52,265,669	26,804,719
X TOTAL EXPENDITURE (ADP 007+041+051 + 052)	054	54,398,829	30,965,988	50,322,532	25,125,131
XI PRE-TAX PROFIT OR LOSS (ADP 053-054)	055	-11,044,398	-11,575,491	1,943,137	1,679,588
1, Pre-tax profit (ADP 053-054)	056	0	0	1,943,137	1,679,588
2, Pre-tax loss (ADP 054-053)	057	-11,044,398	-11,575,491	0	0
XII INCOME TAX	058	-267,171	-267,171	-54,039	-106,759
XIII PROFIT OR LOSS FOR THE PERIOD (ADP 055-059)	059	-10,777,227	-11,308,320	1,997,176	1,786,347
1, Profit for the period (ADP 055-059)	060	0	0	1,997,176	1,786,347
2, Loss for the period (ADP 059-055)	061	-10,777,227	-11,308,320	0	0
DISCONTINUED OPERATIONS (TO BE FILLED IN BY UNDERTAKINGS SUBJECT TO IFRS ONLY WITH DISCONTINUED OPERATIONS)					
XIV PRE-TAX PROFIT OR LOSS OF DISCONTINUED OPERATIONS (ADP 063-064)	062	0	0	0	0
1, Pre-tax profit from discontinued operations	063	0	0	0	0
2, Pre-tax loss on discontinued operations	064	0	0	0	0

Statement of profit or loss

for the period 1.1.2023 to 30.6.2023
Submitter: AD Plastik d.d. (in EUR)

ITEM 1	ADP CODE 2	SAME PERIOD OF THE PREVIOUS YEAR		CURRENT PERIOD		
		CUMULATIVE 3	QUARTER 4	CUMULATIVE 5	QUARTER 6	
XV	INCOME TAX OF DISCONTINUED OPERATIONS	065	0	0	0	0
	1, Discontinued operations profit for the period (ADP 062-065)	066	0	0	0	0
	2, Discontinued operations loss for the period (ADP 065-062)	067	0	0	0	0
TOTAL OPERATIONS (TO BE FILLED IN ONLY BY UNDERTAKINGS SUBJECT TO IFRS WITH DISCONTINUED OPERATIONS)						
XVI	PRE-TAX PROFIT OR LOSS (ADP 055--+062)	068	0	0	0	0
	1, Pre-tax profit (ADP 068)	069	0	0	0	0
	2, Pre-tax loss (ADP 068)	070	0	0	0	0
XVII	INCOME TAX (ADP 058+065)	071	0	0	0	0
XVIII	PROFIT OR LOSS FOR THE PERIOD (ADP 068-071)	072	0	0	0	0
	1, Profit for the period (ADP 068-071)	073	0	0	0	0
	2, Loss for the period (ADP 071-068)	074	0	0	0	0
APPENDIX TO THE P&L (TO BE FILLED IN BY UNDERTAKINGS THAT DRAW UP CONSOLIDATED ANNUAL FINANCIAL STATEMENTS)						
XIX	PROFIT OR LOSS FOR THE PERIOD (ADP 076+077)	075	0	0	0	0
	1, Attributable to owners of the parent	076	0	0	0	0
	2, Attributable to minority (non-controlling) interest	077	0	0	0	0
STATEMENT OF OTHER COMPREHENSIVE INCOME (TO BE FILLED IN BY UNDERTAKINGS SUBJECT TO IFRS)						
I	PROFIT OR LOSS FOR THE PERIOD	078	-10,777,227	-11,308,320	1,997,176	1,786,347
II	OTHER COMPREHENSIVE INCOME/LOSS BEFORE TAX (ADP 80+ 87)	079	0	0	0	0
III	Items that will not be reclassified to profit or loss (ADP 081 to 085)	080	0	0	0	0
	1, Changes in revaluation reserves of fixed tangible and intangible assets	081	0	0	0	0
	2, Gains or losses from subsequent measurement of equity instruments at fair value through other comprehensive income	082	0	0	0	0
	3, Fair value changes of financial liabilities at fair value through statement of profit or loss, attributable to changes in their credit risk	083	0	0	0	0
	4, Actuarial gains/losses on the defined benefit obligation	084	0	0	0	0
	5, Other items that will not be reclassified	085	0	0	0	0
	6, Income tax relating to items that will not be reclassified	086	0	0	0	0

Statement of profit or loss

for the period 1.1.2023 to 30.6.2023
Submitter: AD Plastik d.d. (in EUR)

	ITEM 1	ADP CODE 2	SAME PERIOD OF THE PREVIOUS YEAR		CURRENT PERIOD	
			CUMULATIVE 3	QUARTER 4	CUMULATIVE 5	QUARTER 6
IV	Items that may be reclassified to profit or loss (ADP 088 to 095)	087	0	0	0	0
	1, Exchange rate differences from translation of foreign operations	088	0	0	0	0
	2, Gains or losses from subsequent measurement of debt securities at fair value through other comprehensive income	089	0	0	0	0
	3, Profit or loss arising from effective cash flow hedging	090	0	0	0	0
	4, Profit or loss arising from effective hedge of a net investment in a foreign operation	091	0	0	0	0
	5, Share in other comprehensive income/loss of companies linked by virtue of participating interests	092	0	0	0	0
	6, Changes in fair value of the time value of option	093	0	0	0	0
	7, Changes in fair value of forward elements of forward contracts	094	0	0	0	0
	8, Other items that may be reclassified to profit or loss	095	0	0	0	0
	9, Income tax relating to items that may be reclassified to profit or loss	096	0	0	0	0
V	NET OTHER COMPREHENSIVE INCOME OR LOSS (ADP 080+087- 086 - 096)	097	0	0	0	0
VI	COMPREHENSIVE INCOME OR LOSS FOR THE PERIOD (ADP 078+097)	098	-10,777,227	-11,308,320	1,997,176	1,786,347
APPENDIX TO THE STATEMENT ON COMPREHENSIVE INCOME (TO BE FILLED IN BY UNDERTAKINGS THAT DRAW UP CONSOLIDATED STATEMENTS)						
VII	COMPREHENSIVE INCOME OR LOSS FOR THE PERIOD (ADP 100+101)	099	0	0	0	0
	1, Attributable to owners of the parent	100	0	0	0	0
	2, Attributable to minority (non-controlling) interest	101	0	0	0	0



Statement of cash flows

for the period 1.1.2023 to 30.6.2023
Submitter: AD Plastik d.d. (in EUR)

indirect method

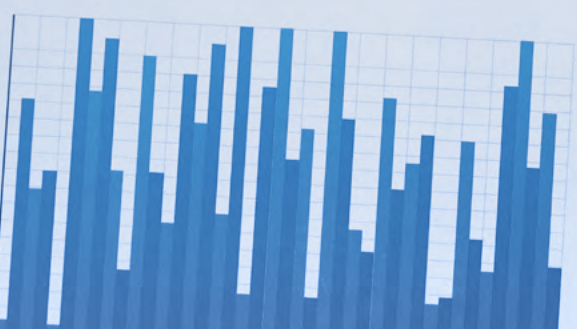
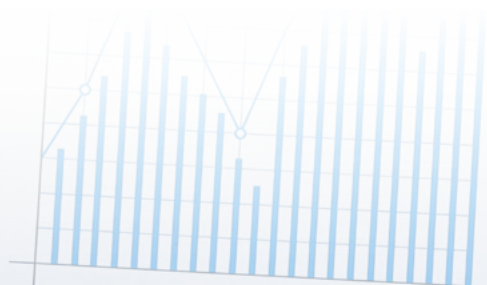
	ITEM 1	ADP CODE 2	SAME PERIOD OF THE PREVIOUS YEAR 3	CURRENT PERIOD 4
CASH FLOW FROM OPERATING ACTIVITIES				
	1. Pre-tax profit	001	-11,044,398	1,943,136
	2. Adjustments (ADP 003 to 010):	002	13,678,201	-2,108,529
	a) Depreciation	003	4,525,724	3,648,799
	b) Gains and losses from sale and value adjustment of fixed tangible and intangible assets	004	14,713	-2,363,690
	c) Gains and losses from sale and unrealised gains and losses and value adjustment of financial assets	005	9,954,211	0
	d) Interest and dividend income	006	-1,218,204	-2,672,430
	e) Interest expenses	007	200,621	236,007
	f) Provisions	008	0	-16,652
	g) Exchange rate differences (unrealised)	009	-78,750	440
	h) Other adjustments for non-cash transactions and unrealised gains and losses	010	279,886	-941,003
	I Cash flow increase or decrease before changes in working capital (ADP 001+002)	011	2,633,803	-165,393
	3. Changes in the working capital (ADP 013 to 016)	012	5,325,887	-7,462,718
	a) Increase or decrease in short-term liabilities	013	-2,140,660	2,144,449
	b) Increase or decrease in short-term receivables	014	7,473,401	-8,146,950
	c) Increase or decrease in inventories	015	-6,854	-1,460,217
	d) Other increase or decrease in working capital	016	0	0
	II Cash from operations (ADP 011+012)	017	7,959,690	-7,628,111
	4. Interest paid	018	-211,848	-202,127
	5. Income tax paid	019	0	0
A	NET CASH FLOW FROM OPERATING ACTIVITIES (ADP 017 to 019)	020	7,747,842	-7,830,238
CASH FLOW FROM INVESTMENT ACTIVITIES				
	1. Cash receipts from sales of fixed tangible and intangible assets	021	0	3,377,370
	2. Cash receipts from sales of financial instruments	022	0	0
	3. Interest received	023	33	120,729
	4. Dividends received	024	0	2,483,529
	5. Cash receipts from repayment of loans and deposits	025	0	228,764
	6. Other cash receipts from investment activities	026	0	0
	III Total cash receipts from investment activities (ADP 021 to 026)	027	33	6,210,392
	1. Cash payments for the purchase of fixed tangible and intangible assets	028	-1,876,106	-2,197,055
	2. Cash payments for the acquisition of financial instruments	029	0	0
	3. Cash payments for loans and deposits for the period	030	0	0
	4. Acquisition of a subsidiary, net of cash acquired	031	0	0
	5. Other cash payments from investment activities	032	0	0
	IV Total cash payments from investment activities (ADP 028 to 032)	033	-1,876,106	-2,197,055
B	NET CASH FLOW FROM INVESTMENT ACTIVITIES (ADP 027 +033)	034	-1,876,073	4,013,337

Statement of cash flows

for the period 1.1.2023 to 30.6.2023
Submitter: AD Plastik d.d. (in EUR)

indirect method

ITEM 1	ADP CODE 2	SAME PERIOD OF THE PREVIOUS YEAR 3	CURRENT PERIOD 4
CASH FLOW FROM FINANCING ACTIVITIES			
1. Cash receipts from the increase in initial (subscribed) capital	035	0	0
2. Cash receipts from the issue of equity financial instruments and debt financial instruments	036	0	0
3. Cash receipts from credit principals, loans and other borrowings	037	3,500,500	7,950,037
4. Other cash receipts from financing activities	038	0	0
V Total cash receipts from financing activities (ADP 035 to 038)	039	3,500,500	7,950,037
1. Cash payments for the repayment of credit principals, loans and other borrowings and debt financial instruments	040	-9,038,777	-4,041,688
2. Cash payments for dividends	041	0	0
3. Cash payments for finance lease	042	-496,856	-420,874
4. Cash payments for the redemption of treasury shares and decrease in initial (subscribed) capital	043	0	0
5. Other cash payments from financing activities	044	0	0
VI Total cash payments from financing activities (ADP 040 to 044)	045	-9,535,633	-4,462,562
C NET CASH FLOW FROM FINANCING ACTIVITIES (ADP 039 +045)	046	-6,035,133	3,487,475
1. Unrealised exchange rate differences in respect of cash and cash equivalents	047	4,562	-440
D NET INCREASE OR DECREASE IN CASH FLOWS (ADP 020+034+046+047)	048	-158,802	-329,866
E CASH AND CASH EQUIVALENTS AT THE BEGINNING OF THE PERIOD	049	1,300,252	2,378,004
F CASH AND CASH EQUIVALENTS AT THE END OF THE PERIOD (ADP 048+049)	050	1,141,450	2,048,138



Statement of changes in equity

for the period 1.1.2023 to 30.6.2023
Submitter: AD Plastik d.d. (in EUR)

Item 1	ADP code 2	Attributable to owners of the parent																Minority non-controlling interest 19	Total capital and reserves 20 (18+19)	
		Initial (subscribed) capital 3	Capital reserves 4	Legal reserves 5	Reserves for treasury shares 6	Treasury shares and holdings (deducti- ble item) 7	Statutory reserves 8	Other reserves 9	Revaluation reserves 10	Fair value of finan- cial assets through other comprehen- sive income (availa- ble for sale) 11	Cash flow hedge - effective portion 12	Hedge of a net in- vestment in a foreign operation - effective portion 13	Other fair value reserves 14	Exchange rate differences from translation of for- eign operations 15	Retained profit / loss brought forward 16	Profit/loss for the business year 17	Total attributable to owners of the parent 18 (3 do 6 - 7 + 8 do 17)			
15, Decrease in initial (subscribed) capital (other than arising from the pre-bankruptcy settlement procedure or from the reinvestment of profit)	15	0	0	0	0	0	0	0	0	0	0	0	0	0	0	0	0	0	0	0
16, Decrease in initial (subscribed) capital arising from the pre-bankruptcy settlement procedure	16	0	0	0	0	0	0	0	0	0	0	0	0	0	0	0	0	0	0	0
17, Decrease in initial (subscribed) capital arising from the reinvestment of profit	17	0	0	0	0	0	0	0	0	0	0	0	0	0	0	0	0	0	0	0
18, Redemption of treasury shares/holdings	18	0	0	0	0	0	0	0	0	0	0	0	0	0	0	0	0	0	0	0
19, Payments from members/shareholders	19	0	0	0	0	0	0	0	0	0	0	0	0	0	0	0	0	0	0	0
20, Payment of share in profit/dividend	20	0	0	0	0	0	0	0	0	0	0	0	0	0	0	0	0	0	0	0
21, Other distributions and payments to members/shareholders	21	0	0	0	0	0	0	0	0	0	0	0	0	0	0	0	0	0	0	0
22, Transfer to reserves according to the annual schedule	22	0	0	0	0	0	0	0	0	0	0	0	0	0	2,168,656	-2,168,656	0	0	0	0
23, Increase in reserves arising from the pre-bankruptcy settlement procedure	23	0	0	0	0	0	0	0	0	0	0	0	0	0	0	0	0	0	0	0
24, Balance on the last day of the previous business year reporting period (ADP 04 to 23)	24	55,738,058	25,520,227	813,439	2,772,641	1,141,457	0	9,050,846	0	0	0	0	0	0	10,931,968	-10,777,227	92,908,495	0	92,908,495	
APPENDIX TO THE STATEMENT OF CHANGES IN EQUITY (to be filled in by undertakings that draw up financial statements in accordance with the IFRS)																				
I OTHER COMPREHENSIVE INCOME OF THE PREVIOUS PERIOD, NET OF TAX (ADP 06 to 14)	25	0	0	0	0	0	0	0	0	0	0	0	0	0	0	0	0	0	0	0
II COMPREHENSIVE INCOME OR LOSS FOR THE PREVIOUS PERIOD (ADP 05+25)	26	0	0	0	0	0	0	0	0	0	0	0	0	0	0	-10,777,227	-10,777,227	0	-10,777,227	
III TRANSACTIONS WITH OWNERS IN THE PREVIOUS PERIOD RECOGNISED DIRECTLY IN EQUITY (ADP 15 to 23)	27	0	0	0	0	0	0	0	0	0	0	0	0	0	2,168,656	-2,168,656	0	0	0	

Statement of changes in equity

for the period 1.1.2023 to 30.6.2023
Submitter: AD Plastik d.d. (in EUR)

Item	ADP code	Attributable to owners of the parent																Minority non-controlling interest	Total capital and reserves
		Initial (subscribed) capital	Capital reserves	Legal reserves	Reserves for treasury shares	Treasury shares and holdings (deductible item)	Statutory reserves	Other reserves	Revaluation reserves	Fair value of financial assets through other comprehensive income (available for sale)	Cash flow hedge - effective portion	Hedge of a net investment in a foreign operation - effective portion	Other fair value reserves	Exchange rate differences from translation of foreign operations	Retained profit / loss brought forward	Profit/loss for the business year	Total attributable to owners of the parent 18 (3 do 6 - 7 + 8 do 17)		
1	2	3	4	5	6	7	8	9	10	11	12	13	14	15	16	17	18 (3 do 6 - 7 + 8 do 17)	19	20 (18+19)
15, Decrease in initial (subscribed) capital (other than arising from the pre-bankruptcy settlement procedure or from the reinvestment of profit)	42	0	0	0	0	0	0	0	0	0	0	0	0	0	0	0	0	0	0
16, Decrease in initial (subscribed) capital arising from the pre-bankruptcy settlement procedure	43	0	0	0	0	0	0	0	0	0	0	0	0	0	0	0	0	0	0
17, Decrease in initial (subscribed) capital arising from the reinvestment of profit	44	0	0	0	0	0	0	0	0	0	0	0	0	0	0	0	0	0	0
18, Redemption of treasury shares/ holdings	45	0	0	0	0	0	0	0	0	0	0	0	0	0	0	0	0	0	0
19, Payments from members/ shareholders	46	0	0	0	0	0	0	0	0	0	0	0	0	0	0	0	0	0	0
20, Payment of share in profit/dividend	47	0	0	0	0	0	0	0	0	0	0	0	0	0	0	0	0	0	0
21, Other distributions and payments to members/shareholders	48	0	0	0	0	0	0	0	0	0	0	0	0	0	0	0	0	0	0
22, Carryforward per annual plane	49	0	0	0	0	0	0	0	0	0	0	0	0	0	-13,743,480	13,743,480	0	0	0
23, Increase in reserves arising from the pre-bankruptcy settlement procedure	50	0	0	0	0	0	0	0	0	0	0	0	0	0	0	0	0	0	0
24, Balance on the last day of the current business year reporting period (ADP 31 to 50)	51	55,738,058	25,402,255	813,439	2,772,641	921,001	0	6,880,988	0	0	0	0	0	0	-641,654	1,997,176	92,041,902	0	92,041,902
APPENDIX TO THE STATEMENT OF CHANGES IN EQUITY (to be filled in by undertakings that draw up financial statements in accordance with the IFRS)																			
I OTHER COMPREHENSIVE INCOME FOR THE CURRENT PERIOD, NET OF TAX (ADP 33 to 41)	52	0	0	0	0	0	0	0	0	0	0	0	0	0	0	0	0	0	0
II COMPREHENSIVE INCOME OR LOSS FOR THE CURRENT PERIOD (ADP 32 do 52)	53	0	0	0	0	0	0	0	0	0	0	0	0	0	0	1,997,176	1,997,176	0	1,997,176
III TRANSACTIONS WITH OWNERS IN THE CURRENT PERIOD RECOGNISED DIRECTLY IN EQUITY (ADP 42 to 50)	54	0	0	0	0	0	0	0	0	0	0	0	0	0	-13,743,480	13,743,480	0	0	0

Notes to Financial Statements - QFS

(drawn up for quarterly reporting periods)

Name of the issuer:.....AD Plastik d.d.

Headquarter:Ul. Antuna Gustava Matoša 8, 21210, Solin, Hrvatska

Personal identification
number (OIB):48351740621

MBS:060007090

Reporting period:1.1.2023 to 30.6.2023

Notes to financial statements are available as part of AD Plastik Group's Unaudited financial statement. Unaudited financial statement is available on Zagreb Stock Exchange website.

AD Plastik Group Integrated annual report for 2022 year is available on Zagreb Stock Exchange website.

Same accounting policies are applied while drawing up financial statements for current reporting period as in the latest annual financial statements.

AD Plastik d.d. has issued corporate guarantees for the needs of subsidiaries in the following amounts: to banks EUR 7,700 thousand and to suppliers EUR 2,401 thousand.

Amount owed by AD Plastik d.d. and falling due after more than five years amounts to EUR 486 thousand.

The average number of employees of AD Plastik d.d. in the period from 01.01.2023. to 30.06.2023. was 1,152.

In intangible assets in the period from 01.01.2023. to 30.06.2023., the cost of net salaries and wages of EUR 198,310, the cost of taxes and contributions from salaries of EUR 78,036 and the cost of contributions to salaries of EUR 40,930 were capitalized.

Deffered tax assets balance increased by EUR 54 thousand in the reporting period. Deferred tax asset on 31.12.2022 amounts EUR 1,995 thousand.

Solin, July 2023

Management's statement of responsibility

The financial statements of AD Plastik Group and the Company AD Plastik d.d. Solin are prepared in accordance with the International Financial Reporting Standards (IFRS) and the Croatian Law on Accounting.

The consolidated financial statements of AD Plastik Group and the financial statements of the Company AD Plastik d.d. for the period from January 1 to June 30 2023, give a complete and true review of the assets and liabilities, profit and loss, financial position and business activities of the issuers and companies included in the consolidation as a whole.

The management report for the period until June 30 2023, contains an accurate and true display of the development and results of the business activities of the Company with a description of the most significant risks and uncertainties to which the Company is exposed.



The Company is registered at the Court Register of the Commercial Court of Split under the Registered Company Number (MBS): 060007090
Company Identification Number (OIB): 48351740621
IBAN: HR04 2340 0091 1101 5371 1, Privredna banka Zagreb d.d., Zagreb

The capital stock in the amount of HRK 419,958,400 was paid in full.
AD Plastik issued a total of 4,199,584 ordinary shares, in the nominal amount of HRK 100.
President of the Management Board: Marinko Došen
Management Board members: Mladen Peroš, Zlatko Bogadi, Josip Divić
President of the Supervisory Board: Sergey Dmitrievich Bodrunov

Marinko Došen
President of the
Management Board

Handwritten signature of Marinko Došen in white ink on a grey background.

Mladen Peroš
Member of the
Management Board

Handwritten signature of Mladen Peroš in white ink on a grey background.

Zlatko Bogadi
Member of the
Management Board

Handwritten signature of Zlatko Bogadi in white ink on a grey background.

Josip Divić
Member of the
Management Board

Handwritten signature of Josip Divić in white ink on a grey background.



**Your needs.
Our drive.**

Plastik