



2024

**INTERIM REPORT BY MANAGEMENT OF
AD PLASTIK GROUP AND AD PLASTIK D.D. SOLIN
FOR THE FIRST THREE MONTHS OF 2024**

AD PLASTIK GROUP AND AD PLASTIK D.D. SOLIN

REPORTS FOR THE PERIOD JANUARY 1, 2024 - MARCH 31, 2024



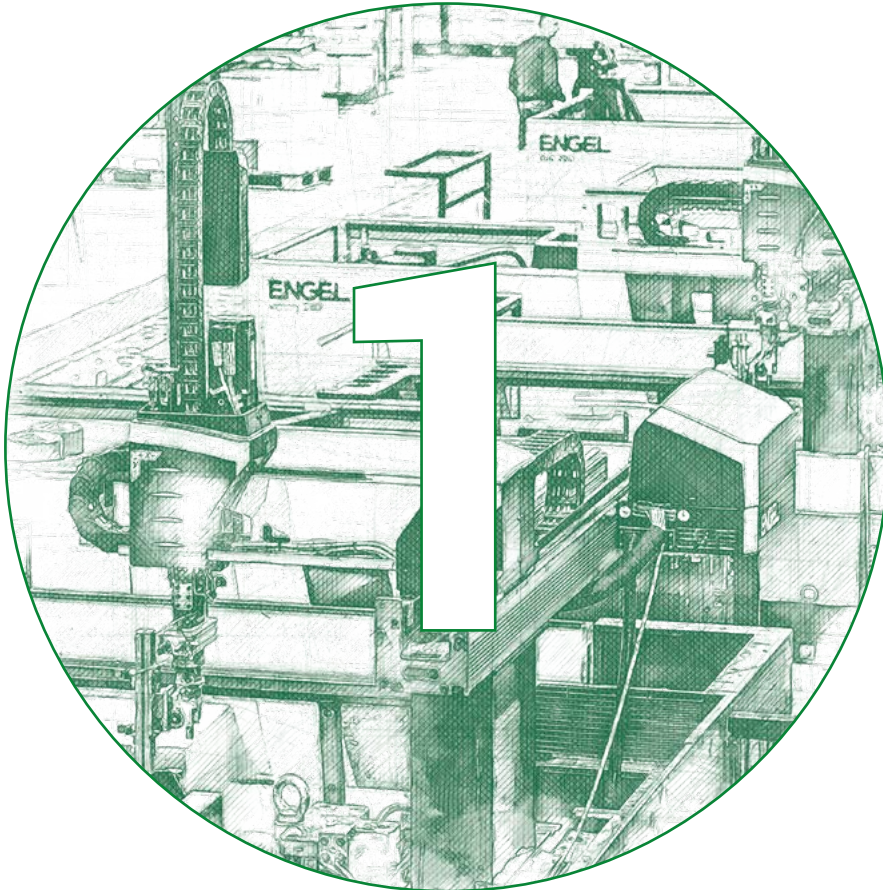
The financial statements of all companies within the AD Plastik Group have been prepared on the going concern basis.

The most recent annual financial statements are available on the Zagreb Stock Exchange website at the following link:



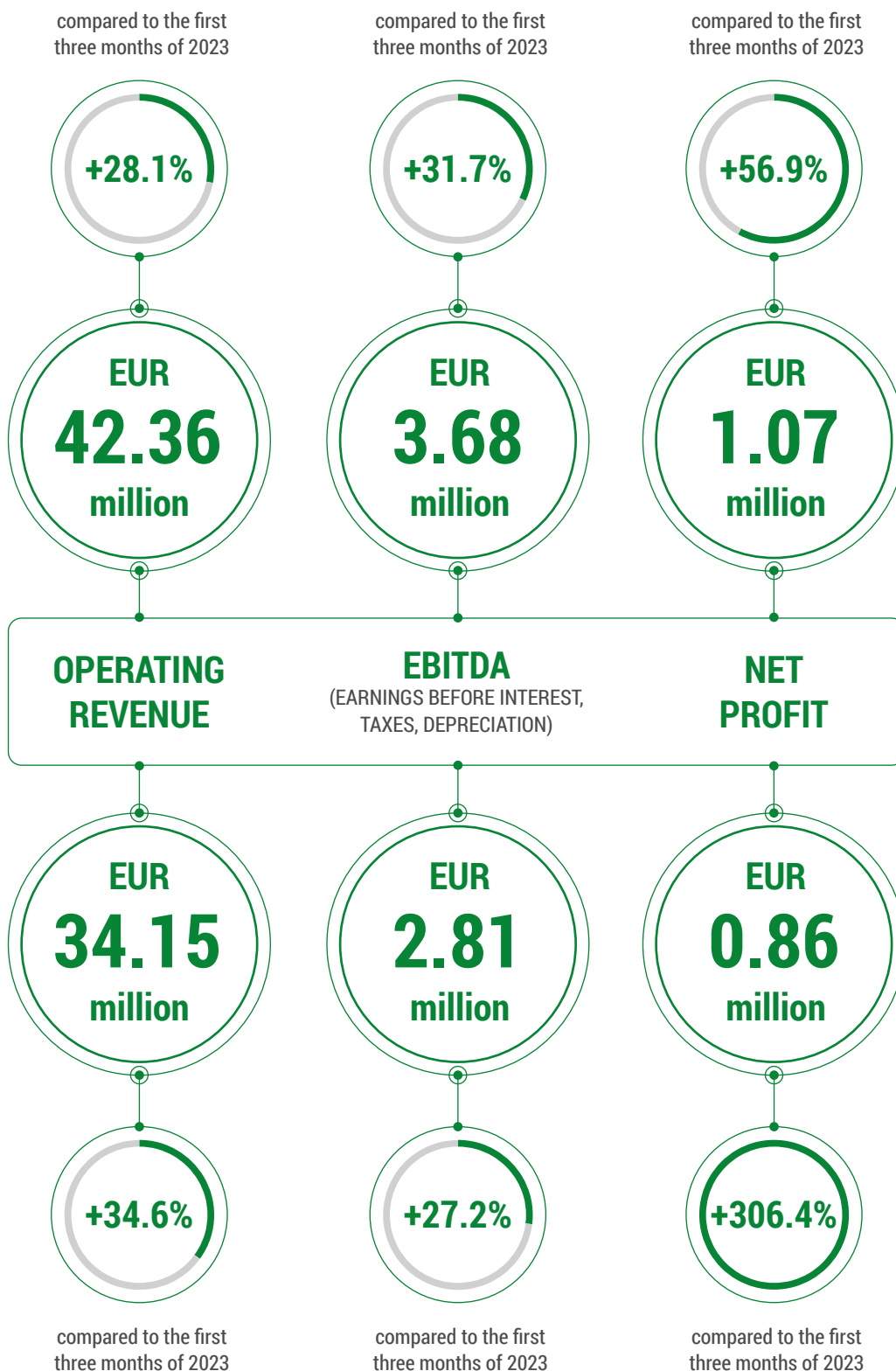
The same accounting policies have been applied in preparing the financial statements for the quarterly reporting period as in the most recent annual financial statements.

Contents	2
1 A BRIEF OVERVIEW	3
A brief overview in numbers	4
Comment by Marinko Došen, President of the Management Board ...	5
2 FINANCIAL RESULTS	6
Financial results for the first quarter of 2024	7
Operating revenue and market trends	11
Affiliated company EAPS	12
ADPL share	14
Alternative performance measures	16
3 FINANCIAL STATEMENT OF AD PLASTIK GROUP	18
Issuer's general data	19
Balance sheet	20
Statement of profit and loss	24
Statement of cash flows (indirect method)	28
Statement of changes in equity	30
Notes to Financial Statements - QFS	34
4 FINANCIAL STATEMENT OF THE COMPANY AD PLASTIK	35
Issuer's general data	36
Balance sheet	37
Statement of profit and loss	41
Statement of cash flows (indirect method)	45
Statement of changes in equity	47
Notes to Financial Statements - QFS	51
MANAGEMENT'S STATEMENT OF RESPONSIBILITY	52



A BRIEF OVERVIEW

A BRIEF OVERVIEW IN NUMBERS



AD PLASTIK GROUP

AD PLASTIK D.D.

COMMENT BY MARINKO DOŠEN, PRESIDENT OF THE MANAGEMENT BOARD

The operating results of AD Plastik Group, which are in front of you, show further recovery and stabilization of the market in the first quarter of 2024.

Although this year is marked by the start of serial production, namely regarding twenty-one new projects, their full impact on profitability and capacity utilization will be seen in the last quarter of this year, that is, mostly in the next year. The start of serial production is planned for most of the projects in the first half of the year, but six projects will start their serial production in the last quarter, when earlier started projects will also reach the quantities of the contracted production levels. We are ready and fully focused on industrialization and quality preparation and realization of the mentioned projects.

It was the beginning of serial production of few projects that had the greatest impact on the increase in operating revenue in the observed period, but we must not ignore the increase in customer orders for projects whose production started in previous periods, and which also have had a positive impact. Thus, the operating revenue of the Group for the first three months amounted to EUR 42.36 million, which was an increase of 28.1 percent in relation to the comparative period. EBITDA increased by 31.7 percent at the Group level and amounted to EUR 3.68 million, and the realized net profit recorded a growth of 56.9 percent and amounted to EUR 1.07 million.

Due to the present geopolitical turmoil and further uncertainties in the market, there is no room for relaxation, but it is a pleasure to see that the efforts we have been making are paying off. We have completely focused our sales activities on the European market and sealing deals for new projects that will bring better occupancy of production capacities in the future.

Our basic goals in the coming period are to continue preserving financial stability, increasing capacity utilization and profitability, and successful realization of new projects. At the same time, we are strongly focused on improvements in the areas of development and process automation.

Although the challenges are still present, we are determined in our efforts and have a clear vision of strengthening our position in the European car market and adapting to the new era of the industry.



Marinko Došen
President of the Management Board



FINANCIAL RESULTS

FINANCIAL RESULTS FOR THE FIRST QUARTER OF 2024

AD Plastik Group is comprised of the following companies during the reporting period:

- AD Plastik d.d., Croatia
- AD Plastik Tisza Kft., Hungary
- ADP d.o.o., Serbia
- AD Plastik d.o.o., Slovenia
- AO AD Plastik Togliatti, Russia
- ZAO AD Plastik Kaluga, Russia

(hereinafter: AD Plastik Group)



The continuation of AD Plastik Group's recovery is evident, which is confirmed by the financial results of the first quarter of 2024. Compared to the same period last year, the operating revenue of the Group grew by 28.1 percent, and at the level of the parent company, by 34.6 percent. The main reasons for the increase in revenue are to a lesser extent related to the increase in customer orders due to the growth of the market, and to a greater extent to the previously announced start of the realization of new projects and the revenue associated with them.

Earnings before Interest, Taxes, Depreciation and Amortization (EBITDA) amounted to EUR 3.68 million at the Group level and were 31.7 percent higher than EBITDA achieved in the first quarter of last year. EBITDA at the level of the parent company grew by 27.2 percent and amounted to EUR 2.81 million. The growth of customer orders had a positive effect on capacity utilization and consequently on the realized EBITDA, while project revenue in the reporting period was mostly related to the sale of tools. Its impact on the growth of capacity utilization and profitability will be noticeable in the second part of the year, when the serial production of most of the mentioned projects will begin and when the contracted serial quantities will be reached.

At the Group level, a net profit of EUR 1.07 million was achieved, which represents a growth of 56.9 percent in relation to the comparative period. The parent company also recorded a better net result, namely 306.4 percent higher than the first quarter of last year, and the realized net profit amounted to EUR 0.86 million.

The positive impact of the affiliated company from Romania on the Group's results in the reporting period was lower than in the comparative period. Such a result was expected

considering that the factory in Romania is in a transition phase, which means that the production of old vehicle models is ending, and the production of new ones is in the preparatory phase for launch. The profit of EAPS in the first three months of 2024 amounted to EUR 1.22 million, but during the year, an increase in serial quantities is expected, and therefore an increase in revenue and profitability.

Along with the fulfillment of increased customer demands, increased capacity utilization, and better cost efficiency, during the reporting period the focus of the company was still on the successful realization of new projects. Preparations for serial production and industrialization activities are in full swing, which is reflected in staff engagement, the use of production capacities for conducting trials and increased costs, but also in indebtedness. Indebtedness in the reporting period grew in relation to the comparative period, but in relation to the end of 2023, a slight decrease is visible. With the start of serial production of all projects by the end of the year, a further reduction in indebtedness is expected.

Although no new deals were sealed in the reporting period, the company's sales activities are still intensive and focused on the European market, and negotiations and quotation activities are currently underway.

The main goals of the company in the coming period are still the preservation of financial stability, increase of capacity utilization with better cost efficiency and growth of profitability, with a primary focus on the successful realization and start of serial production of all new projects.

KEY PERFORMANCE INDICATORS

Indicators (in EUR 000)	AD Plastik Group			AD Plastik d.d.		
	1Q 2023	1Q 2024	Index	1Q 2023	1Q 2024	Index
Operating revenue	33,068	42,357	128.09	25,368	34,146	134.60
Sales revenue	30,791	41,287	134.08	23,109	32,527	140.76
Operating expenses	32,997	41,120	124.62	25,099	33,130	132.00
EBITDA*	2,798	3,684	131.65	2,208	2,810	127.23
EBITDA last 4 quarters*	107	8,097	7583.44	410	4,206	1026.98
Net profit	681	1,068	156.91	211	857	406.35
NFD*	38,574	45,468	117.87	34,687	43,103	124.26
NFD/EBITDA last 4 quarters*	361.26	5.62	1.55	84.70	10.25	12.10
EBITDA margin *	8.46%	8.70%	24 bps	8.71%	8.23%	-48 bps
Net profit margin *	2.06%	2.52%	46 bps	0.83%	2.51%	168 bps
ROE*	-8.59%	-0.89%	770 bps	-14.46%	1.84%	1630 bps
Capex*	1,362	2,401	176.32	1,045	2,204	210.95

* In addition to the measures defined by International Financial Reporting Standards (IFRS), AD Plastik Group also uses alternative performance measures in its reports. An overview and definition of the measures used in this document are provided in Addendum 1.

OPERATING EXPENSES


Operating expenses (in EUR 000)	AD Plastik Group			AD Plastik d.d.		
	1Q 2023	1Q 2024	Index	1Q 2023	1Q 2024	Index
OPERATING EXPENSES	32,997	41,120	124.62	25,099	33,130	132.00
Changes in the value of work in process and finished products	273	280	102.59	230	293	127.73
Material costs	21,403	28,799	134.56	16,874	24,674	146.23
Staff costs	7,133	7,412	103.92	4,903	4,947	100.89
Amortization	2,727	2,447	89.74	1,939	1,793	92.48
Other costs	1,322	1,681	127.13	1,101	1,340	121.75
Provisions	0	0	-	0	0	-
Other operating expenses	139	500	359.88	52	82	158.16

NET FINANCIAL RESULT

The negative effect of exchange rate differences in the reporting period decreased, compared to the same period of the previous year, due to a significantly less weakening of the Russian ruble, but with the present weakening of the

Hungarian forint. The negative effect of interest was visible in the Group and the parent company due to the increase in variable interest rates and the higher cost of new indebtedness.

Net financial result (in EUR 000)	AD Plastik Group			AD Plastik d.d.		
	1Q 2023	1Q 2024	Index	1Q 2023	1Q 2024	Index
FINANCIAL REVENUE	11	106	992.45	93	154	165.84
Positive exchange rate differences	-	-	-	-	-	-
Interest income	11	106	992.45	93	154	165.84
FINANCIAL EXPENSES	531	680	128.04	98	314	318.53
Negative exchange rate differences	383	292	76.38	-	1	-
Interest expenses	148	388	261.42	98	313	317.94
FINANCIAL RESULT	-520	-574	-	-5	-159	-





FINANCIAL POSITION

Abbreviated balance sheet (in 000 EUR)	AD Plastik Group			AD Plastik d.d.		
	31 Dec 2023	31 March 2024	Index	31 Dec 2023	31 March 2024	Index
ASSETS	189,136	196,559	103.92	163,908	172,262	105.10
Noncurrent assets	124,117	123,496	99.50	116,902	115,895	99.14
Current assets	63,956	72,149	112.81	46,159	55,693	120.65
Prepaid expenses and accrued income	1,062	913	85.99	846	674	79.57
LIABILITIES	90,673	97,192	107.19	72,793	80,291	110.30
Noncurrent liabilities	33,500	25,763	76.91	30,048	22,656	75.40
Current liabilities	54,553	60,893	111.62	41,902	48,855	116.59
Accrued expenses and deferred revenue	2,620	10,536	402.20	843	8,779	1,041.13
CAPITAL	98,463	99,367	100.92	91,115	91,971	100.94

Although investments in new projects continued, due to the financing of tool making and investments in specific equipment and packaging, the effects of the collection of part of the tools were visible, so the indebtedness did not increase in the reporting period, but slightly decreased compared to the end of the previous year.

The Group's net financial debt amounted to EUR 45.5 million, which was EUR 0.41 million less compared to December 31, 2023. The parent company's net financial debt has decreased by EUR 0.82 million and amounted to EUR 43.1

million. The NFD/EBITDA indicators for the Group and the parent company were more favorable than at the end of 2023, but they are still at higher levels and their further normalization is expected in the coming periods. The indebtedness ratio at the Group level slightly increased compared to the end of the previous year, when it amounted to 0.48, and as of March 31, 2024, it amounted to 0.49, while in the parent company it increased from 0.44 to 0.47. Return on equity (ROE) amounted to -0.9 percent at the Group level, or 1.8 percent in the parent company.

OPERATING REVENUE AND MARKET TRENDS

AD Plastik Group's revenue in the EU and Serbian markets was 23.1 percent higher than in the comparable period and amounted to EUR 37.78 million. This was mostly influenced by the already mentioned increase in customer orders and the start of the realization of new projects and their related revenue. The share of revenue from these markets makes up 89.2 percent of the Group's total revenue.

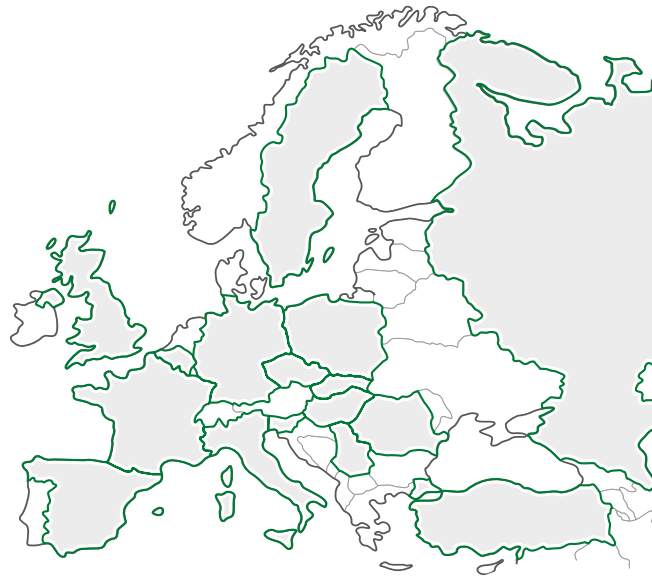
Revenue from the Russian market amounted to EUR 4.58 million, making up 10.8 percent of the Group's total revenue. Russian companies, viewed as a whole, are still self-sustaining and financially independent of the parent company.

Although a decrease in the number of newly registered vehicles in the EU was recorded in March, sales growth of 4.4 percent was still recorded during the first quarter and 2.77 million new passenger vehicles were registered in that period. Sales growth was recorded in all major European markets, so Germany has a sales growth of 4.2 percent in relation to the comparative period, France and Italy 5.7 percent, and Spain 3.1 percent.

The largest share in sales in the EU market is still held by the Volkswagen Group with a share of 24.9 percent and sales growth of 1.1 percent. It is followed by Stellantis with a share of 18.9 percent and sales growth of 2.5 percent, and Renault Group with a share of 10.3 percent and an almost unchanged number of vehicles sold compared to the first quarter of the previous year.

In the first three months of 2024, a significant increase in the number of

newly registered hybrid vehicles in the EU market is visible, by as much as 19.9 percent, while the growth in the sale of electric vehicles was much more modest, amounting to only 3.8 percent. There is also a visible decrease in the number of newly registered diesel and gasoline vehicles, 10.6 percent and one percent, respectively. The aforementioned changes in the market reduced the overall share of sold gasoline and diesel vehicles, which was lower than 50 percent in the reporting period.



AFFILIATED COMPANY EAPS

AD PLASTIK GROUP WITH THE CONSOLIDATION OF THE CORRESPONDING OWNERSHIP PART IN THE AFFILIATED COMPANY



In order to present a clearer picture of the business, a comparable, shortened, consolidated profit and loss account of AD Plastik Group for the first three months of 2023 and 2024 has been created, with the profit and loss account of the affiliated company Euro Auto Plastic Systems s.r.l. Mioveni, Romania (50 percent of ownership of AD Plastik d.d.).

Positions (in EUR 000)	1Q 2023	1Q 2024	Index
OPERATING REVENUE	45,581	54,870	120.4
OPERATING EXPENSES	44,150	52,865	119.7
Material costs	28,418	35,679	125.5
Staff costs	9,120	9,377	102.8
Amortization	3,068	2,781	90.6
Other costs	3,543	5,028	141.9
FINANCIAL REVENUE	108	106	97.4
FINANCIAL EXPENSES	637	746	117.2
TOTAL REVENUE	45,690	54,976	120.3
TOTAL EXPENSES	44,787	53,611	119.7
Profit before taxation	903	1,365	151.2
Profit tax	222	291	131.0
PROFIT OF THE PERIOD	681	1,074	157.8
EBITDA	4,500	4,786	106.4

The operating revenue of AD Plastik Group with the consolidated corresponding ownership part in the affiliated company amounted to EUR 54.87 million, recording an increase of 20.4 percent compared to the previous year. EBITDA amounted to EUR 4.78 million, representing an increase of 6.4 percent. ►

AFFILIATED COMPANY EAPS

► ABBREVIATED P/L AND THE BALANCE SHEET OF THE AFFILIATED COMPANY EAPS

EAPS results have been included in the results of AD Plastik Group by the equity method. Generated operating revenue decreased by 0.4 percent, amounting to EUR 25.53 million, while net profit amounted to EUR 1.22 million. The net profit was lower than the one achieved in the first quarter of last year, primarily due to the cessation of production of the existing vehicle model, or the start of production of a new vehicle model. This is reflected in the revenue, but also in the expenses, that is, in the achieved profitability. During the year, full serial production volumes of the new vehicle will be realized, which will have an impact on revenue growth and profitability.

In the reporting period, the investments of this company amounted to EUR 3.2 million and were primarily aimed at the acceptance of new projects and the renovation of the machine park, which was started last year. EAPS has no financial liabilities towards AD Plastik d.d., nor liabilities towards external entities. As of March 31, 2024, its cash on account amounted to EUR 8.1 million.

EAPS primarily generates its revenue in the Romanian market from the Dacia customer and, to a lesser extent, it supplies its products to the markets of South Africa, Brazil, Colombia, Argentina, and Morocco.



Positions (in EUR 000)	1Q 2023	1Q 2024	Index
Operating revenue	25,625	25,533	99.6
Operating expenses	-22,905	-24,008	104.8
Net financial result	-16	-132	827.5
Profit before taxation	2,704	1,393	51.5
Profit tax	-134	-177	132.1
Profit of the period	2,570	1,216	47.3

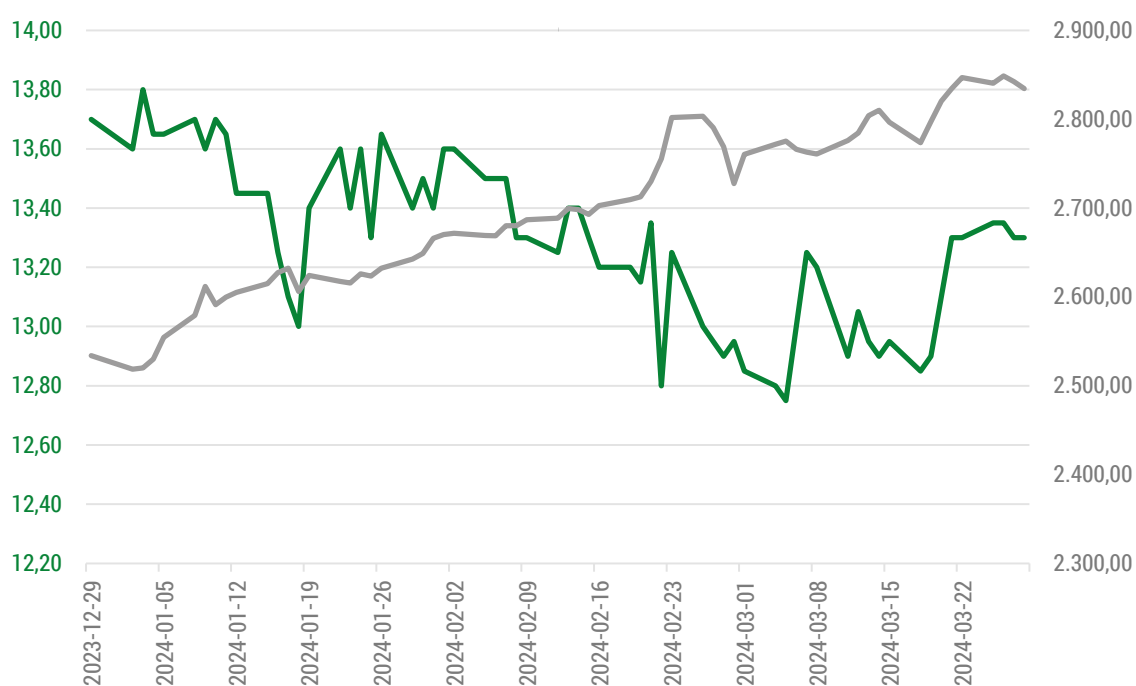
100% realization shown

Positions (in EUR 000)	1Q 2023	1Q 2024	Index
Noncurrent assets	19,478	24,746	127.0
Current assets	38,767	38,430	99.1
TOTAL ASSETS	58,245	63,176	108.5
Capital + provisions	21,015	22,035	104.9
Noncurrent liabilities and provisions	1,271	4,019	316.2
Current liabilities	35,959	37,122	103.2
TOTAL LIABILITIES	58,245	63,176	108.5

ADPL SHARE

ADPL SHARE PRICE AND CROBEX INDEX BEHAVIOR

- 2.9% ADPL + 11.9% CROBEX



ADPL	2023	1Q 2024	Index
Final price (EUR)	13.7	13.3	97.1
Average price (EUR)	14.2	13.3	93.3
The highest price (EUR)	17.2	13.9	80.8
The lowest price (EUR)	10.5	12.8	121.4
Volume	346,352	133,416	38.5
Turnover (EUR)	4,927,042	1,770,764	35.9
Market capitalization (EUR)*	57,534,301	55,854,467	97.1
EPS (EUR)*	-0.3	-0.2	-

* In addition to the measures defined by International Financial Reporting Standards (IFRS), AD Plastik Group also uses alternative performance measures in its reports. An overview and definition of the measures used in this document are provided in Addendum 1.



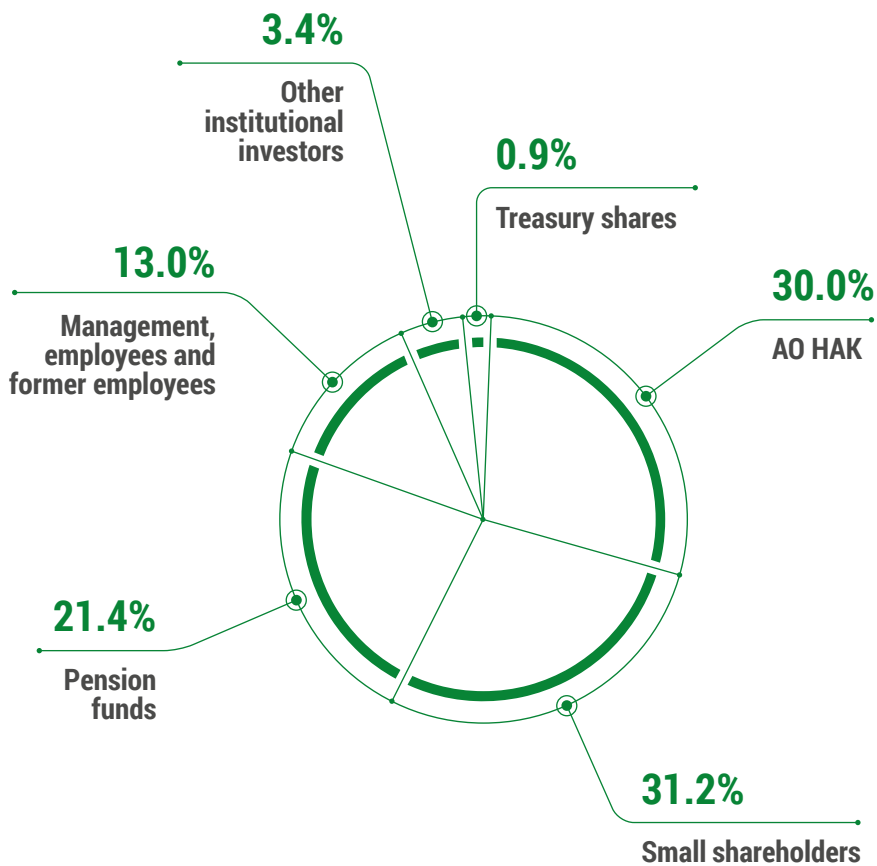
ADPL SHARE

▶ Although there are still significant geopolitical instabilities and risks in the world, the capital markets recorded significant growth in the first three months of this year. All major global indices grew, including those related to the automotive industry, although the share price movements of peer companies generally do not have a positive sign number in the reporting period. The interest rates of the central banks are still at historically high levels, but they are expected to

decrease in the coming periods, which is also reflected in the movements on the capital markets.

The value of the ADPL share in the reporting period decreased by 2.9 percent compared to the end of 2023, and as of March 31, 2024 amounted to EUR 13.3, while the value of Crobox in the same period increased by 11.9 percent.

OWNERSHIP STRUCTURE AS OF MARCH 31, 2024



ALTERNATIVE PERFORMANCE MEASURES

In addition to the financial performance measures defined by International Financial Reporting Standards (IFRS), AD Plastik Group also uses certain alternative performance measures in its reports, considering them useful for business performance analysis for investors. Alternative performance measures show comparative periods so that the company's results can be compared over different periods.



EBITDA AND EBITDA MARGIN

EBITDA (Earnings before Interest, Taxes, Depreciation and Amortization) represents the operating profit (operating revenue minus operating expenses) increased by amortization of tangible and intangible assets. The company also presents an EBITDA margin that represents a percentage of EBITDA relative to operating revenue.

NET PROFIT MARGIN

It is calculated by the ratio of realized net profit and operating revenue. The company uses this measure to track its profitability relative to operating revenue.

NET DEBT AND NET DEBT IN RELATION TO EBITDA

Net debt represents the sum of short-term and long-term liabilities to banks and short-term and long-term loans to non-banking companies, minus cash and cash equivalents. AD Plastik Group uses the ratio of net debt to EBITDA as an indicator of financial stability and the

company's ability to repay its financial obligations. When calculating the indicators on a quarterly basis, the EBITDA realized in the last four quarters is taken into account.

AD Plastik Group (in EUR 000)	31 Dec 2023	31 March 2024
Non-bank loans	3,127	2,801
Noncurrent liabilities to banks	30,367	22,956
Current liabilities to banks	16,431	24,694
Cash	-4,042	-4,983
Net financial debt	45,882	45,468

AD Plastik d.d. (in EUR 000)	31 Dec 2023	31 March 2024
Non-bank loans	2,508	2,208
Noncurrent liabilities to banks	27,899	20,687
Current liabilities to banks	14,546	22,608
Cash	-1,025	-2,399
Net financial debt	43,928	43,103



ALTERNATIVE PERFORMANCE MEASURES

▶ ROE

This measure is used to monitor the realized return on equity. It is calculated on an annual and quarterly basis. When calculating the indicators on an annual basis, the ratio is the net profit of the current period and the average value of equity (the average value of equity at the end of the reporting period and equity at the beginning of the reporting period). At the quarterly level, it is calculated by the ratio of net profit for the last four quarters and the average value of equity (average value of equity at the end of the reporting period and equity at the end of the same period of the previous year).

CAPEX

Capital investments are indirect cash flow position and they are related to payments for tangible and intangible assets. This measure is used as an indicator of the use of funds to achieve future economic flows and ensure the distribution of funds in accordance with the Group's strategy.

INDEBTEDNESS RATIO

The indebtedness ratio is the ratio of total liabilities to total assets. This measure is used to monitor the company's financial risk in terms of growth of liabilities in relation to assets.

MARKET CAPITALIZATION

Market capitalization is the total market value of the company, and it is calculated as the product of the total number of shares and the last share price on the day of the reporting period.

	31 Dec 2023	31 March 2024
Last price in the period (EUR)	13.7	13.3
Number of shares (000)	4,200	4,200
Market capitalization (in EUR 000)	57,534	55,854

EPS and P/E

These measures are used so that investors can analyze the value of the share. Earnings per share (EPS) are calculated by dividing net profit by the weighted average number of shares. The quarterly calculation uses the net profit realized in the last four quarters.

	31 Dec 2023	31 March 2024
Net profit/loss of the period (in EUR 000)	-1,271	-878
Average weighted number of shares (000)	4,159	4,161
EPS (EUR)	-0.31	-0.21

P/E is the ratio of price to earnings per share (EPS). The price represents the share price on the last day of the reporting period, and in the quarterly calculation, net profit represents the realized profit in the last four quarters.



FINANCIAL STATEMENT OF AD PLASTIK GROUP

ISSUER'S GENERAL DATA

ANNEX 1

Reporting period:	01. 01. 2024	to	31. 03. 2024
Year:	2024	Quarter:	1

QUARTERLY FINANCIAL STATEMENTS

Registration number (MB):	03440494	Issuer's home Member State code:	HR
Entity's registration number (MBS):	060007090		
Personal identification number (OIB):	48351740621	LEI:	549300NFX18SRZHNT751
Institution code:	382		
Name of the issuer:	AD PLASTIK d.d.		
Postcode and town:	21210	Solin	
Street and house number:	Matoševa 8		
E-mail address:	informacije@adplastik.hr		
Web address:	www.adplastik.hr		
Number of employees (end of the reporting period):	1833		
Consolidated report:	KD	(KN-not consolidated/KD-consolidated)	
Audited:	RN	(RN-not audited/RD-audited)	

Names of subsidiaries (according to IFRS):	Registered office:	MB
AD PLASTIK d.d.	Solin, Croatia	03440494
AO AD PLASTIK TOGLIATTI	Samara, Russian Federation	1036300221935
ZAO AD PLASTIK KALUGA	Kaluga, Russian Federation	1074710000320
AD PLASTIK TISZA Kft.	Tiszaújváros, Hungary	12800821-2932-133-05
ADP d.o.o.	Mladenovac, Serbia	20787538
AD PLASTIK d.o.o.	Novo Mesto, Slovenia	1214985000
Bookkeeping firm:	NO	(Yes/No)
Contact person:	Jurun Krešimir	(only name and surname of the contact person)
Telephone:	021/206-663	
E-mail address:	kresimir.jurun@adplastik.hr	
Audit firm:		(name of the audit firm)
Certified auditor:		(name and surname)

BALANCE SHEET

balance as at 31.3.2024, submitter: AD Plastik Group (in EUR)

ITEM 1	ADP CODE 2	LAST DAY OF THE PRECEDING BUSI- NESS YEAR 3	AT THE REPORTING DATE OF THE CU- RRENT PERIOD 4
ASSETS			
A RECEIVABLES FOR SUBSCRIBED CAPITAL UNPAID	001	0	0
B FIXED ASSETS (ADP 003+010+020+031+036)	002	124,117,227	123,496,349
I. INTANGIBLE ASSETS (ADP 004 to 009)	003	11,962,756	11,467,619
1 Research and development	004	3,318,626	2,982,249
2 Concessions, patents, licences, trademarks, software and other rights	005	243,784	227,635
3 <i>Goodwill</i>	006	2,390,912	2,390,912
4 Advances for the purchase of intangible assets	007	0	0
5 Intangible assets in preparation	008	5,743,494	5,666,887
6 Other intangible assets	009	265,940	199,936
II TANGIBLE ASSETS (ADP 011 to 019)	010	97,247,073	96,580,714
1 Land	011	18,275,491	18,270,018
2 Buildings	012	34,959,231	34,627,897
3 Plant and equipment	013	26,952,464	25,866,326
4 Tools, working inventory and transportation assets	014	4,616,302	4,330,363
5 Biological assets	015	0	0
6 Advances for the purchase of tangible assets	016	247,018	279,507
7 Tangible assets in preparation	017	6,369,785	7,678,980
8 Other tangible assets	018	2,570,331	2,275,296
9 Investment property	019	3,256,451	3,252,327
III FIXED FINANCIAL ASSETS (ADP 021 to 030)	020	11,871,996	12,480,126
1 Investments in holdings (shares) of undertakings within the group	021	0	0
2 Investments in other securities of undertakings within the group	022	0	0
3 Loans, deposits, etc. to undertakings within the group	023	0	0
4. Investments in holdings (shares) of companies linked by virtue of participating interests	024	11,871,996	12,480,126
5 Investment in other securities of companies linked by virtue of participating interests	025	0	0
6 Loans, deposits etc. to companies linked by virtue of participating interests	026	0	0
7 Investments in securities	027	0	0
8 Loans, deposits, etc. given	028	0	0
9 Other investments accounted for using the equity method	029	0	0
10 Other fixed financial assets	030	0	0
IV RECEIVABLES (ADP 032 to 035)	031	0	0
1 Receivables from undertakings within the group	032	0	0
2 Receivables from companies linked by virtue of participating interests	033	0	0
3 Customer receivables	034	0	0
4 Other receivables	035	0	0
V DEFERRED TAX ASSETS	036	3,035,402	2,967,890



BALANCE SHEET

balance as at 31.3.2024, submitter: AD Plastik Group (in EUR)

	ITEM 1	ADP CODE 2	LAST DAY OF THE PRECEDING BUSI- NESS YEAR 3	AT THE REPORTING DATE OF THE CU- RRENT PERIOD 4
C	CURRENT ASSETS (ADP 038+046+053+063)	037	63,956,366	72,149,299
	I INVENTORIES (ADP 039 to 045)	038	32,288,256	32,310,989
	1 Raw materials and consumables	039	9,990,039	9,104,934
	2 Work in progress	040	1,835,504	1,641,299
	3 Finished goods	041	3,203,063	3,053,287
	4 Merchandise	042	12,185,378	11,993,643
	5 Advances for inventories	043	5,074,272	6,517,826
	6 Fixed assets held for sale	044	0	0
	7 Biological assets	045	0	0
	II RECEIVABLES (ADP 047 to 052)	046	27,625,652	34,855,128
	1 Receivables from undertakings within the group	047	0	0
	2 Receivables from companies linked by virtue of participating interests	048	1,123,466	874,122
	3 Customer receivables	049	20,410,598	29,115,145
	4 Receivables from employees and members of the undertaking	050	109,578	99,510
	5 Receivables from government and other institutions	051	4,811,458	3,404,842
	6 Other receivables	052	1,170,552	1,361,509
	III CURRENT FINANCIAL ASSETS (ADP 054 to 062)	053	0	0
	1 Investments in holdings (shares) of undertakings within the group	054	0	0
	2 Investments in other securities of undertakings within the group	055	0	0
	3 Loans, deposits, etc. to undertakings within the group	056	0	0
	4 Investments in holdings (shares) of companies linked by virtue of participating interests	057	0	0
	5 Investment in other securities of companies linked by virtue of participating interests	058	0	0
	6 Loans, deposits etc. to companies linked by virtue of participating interests	059	0	0
	7 Investments in securities	060	0	0
	8 Loans, deposits, etc. given	061	0	0
	9 Other financial assets	062	0	0
	IV CASH AT BANK AND IN HAND	063	4,042,458	4,983,182
D	PREPAID EXPENSES AND ACCRUED INCOME	064	1,062,268	913,398
E	TOTAL ASSETS (ADP 001+002+037+064)	065	189,135,861	196,559,046
F	OFF-BALANCE SHEET ITEMS	066	8,332,098	8,689,481



BALANCE SHEET

balance as at 31.3.2024, submitter: AD Plastik Group (in EUR)

ITEM 1	ADP CODE 2	LAST DAY OF THE PRECEDING BUSI- NESS YEAR 3	AT THE REPORTING DATE OF THE CU- RRENT PERIOD 4
LIABILITIES			
A CAPITAL AND RESERVES (ADP 068 to 070+076+077+083+086+089)	067	98,463,360	99,367,059
I INITIAL (SUBSCRIBED) CAPITAL	068	54,594,592	54,594,592
II CAPITAL RESERVES	069	25,938,305	25,938,305
III RESERVES FROM PROFIT (ADP 071+072-073+074+075)	070	9,684,939	9,684,939
1 Legal reserves	071	885,798	885,798
2 Reserves for treasury shares	072	2,772,641	2,772,641
3 Treasury shares and holdings (deductible item)	073	-871,127	-871,127
4 Statutory reserves	074	16,639	16,639
5 Other reserves	075	6,880,988	6,880,988
IV REVALUATION RESERVES	076	-3,796,100	-3,718,227
V FAIR VALUE RESERVES AND OTHER (ADP 078 to 082)	077	-6,626,452	-6,758,038
1 Financial assets at fair value through other comprehensive income (i.e. available for sale)	078	0	0
2 Cash flow hedge - effective portion	079	0	0
3 Hedge of a net investment in a foreign operation - effective portion	080	0	0
4 Other fair value reserves	081	0	0
5 Exchange differences arising from the translation of foreign operations (consolidation)	082	-6,626,452	-6,758,038
VI RETAINED PROFIT OR LOSS BROUGHT FORWARD (ADP 084-085)	083	19,939,404	18,557,398
1 Retained profit	084	19,939,404	18,557,398
2 Loss brought forward	085	0	0
VII PROFIT OR LOSS FOR THE BUSINESS YEAR (ADP 087-088)	086	-1,271,328	1,068,090
1 Profit for the business year	087	0	1,068,090
2 Loss for the business year	088	1,271,328	0
VIII MINORITY (NON-CONTROLLING) INTEREST	089	0	0
B PROVISIONS (ADP 091 to 096)	090	460,819	460,604
1 Provisions for pensions, termination benefits and similar obligations	091	316,408	316,358
2 Provisions for tax liabilities	092	0	0
3 Provisions for ongoing legal cases	093	0	0
4 Provisions for renewal of natural resources	094	0	0
5 Provisions for warranty obligations	095	0	0
6 Other provisions	096	144,411	144,246



BALANCE SHEET

balance as at 31.3.2024, submitter: AD Plastik Group (in EUR)

	ITEM 1	ADP CODE 2	LAST DAY OF THE PRECEDING BUSI- NESS YEAR 3	AT THE REPORTING DATE OF THE CU- RRENT PERIOD 4
C	LONG-TERM LIABILITIES (ADP 098 to 108)	097	33,039,473	25,302,848
	1 Liabilities to undertakings within the group	098	0	0
	2 Liabilities for loans, deposits, etc. of undertakings within the group	099	0	0
	3 Liabilities to companies linked by virtue of participating interests	100	0	0
	4 Liabilities for loans, deposits etc. of companies linked by virtue of participating interests	101	0	0
	5 Liabilities for loans, deposits etc.	102	198,956	91,909
	6 Liabilities to banks and other financial institutions	103	30,366,605	22,956,166
	7 Liabilities for advance payments	104	0	0
	8 Liabilities to suppliers	105	0	0
	9 Liabilities for securities	106	0	0
	10 Other long-term liabilities	107	1,618,262	1,433,277
	11 Deferred tax liability	108	855,650	821,496
D	SHORT-TERM LIABILITIES (ADP 110 to 123)	109	54,552,644	60,892,587
	1 Liabilities to undertakings within the group	110	0	0
	2 Liabilities for loans, deposits, etc. of undertakings within the group	111	0	0
	3 Liabilities to companies linked by virtue of participating interests	112	0	0
	4 Liabilities for loans, deposits etc. of companies linked by virtue of participating interests	113	0	0
	5 Liabilities for loans, deposits etc.	114	2,928,539	2,709,425
	6 Liabilities to banks and other financial institutions	115	16,430,659	24,693,509
	7 Liabilities for advance payments	116	10,338,924	7,471,525
	8 Liabilities to suppliers	117	18,357,590	19,419,646
	9 Liabilities for securities	118	0	0
	10 Liabilities to employees	119	1,670,786	1,256,469
	11 Taxes, contributions and similar liabilities	120	2,771,056	3,147,013
	12 Liabilities arising from the share in the result	121	22,349	22,349
	13 Liabilities arising from fixed assets held for sale	122	0	0
	14 Other short-term liabilities	123	2,032,741	2,172,651
E	ACCRUALS AND DEFERRED INCOME	124	2,619,565	10,535,948
F	TOTAL – LIABILITIES (ADP 067+090+097+109+124)	125	189,135,861	196,559,046
G	OFF-BALANCE SHEET ITEMS	126	8,332,098	8,689,481

STATEMENT OF PROFIT AND LOSS

for the period 1.1.2024 to 31.3.2024
Submitter: AD Plastik Group (in EUR)

ITEM 1	ADP CODE 2	SAME PERIOD OF THE PREVIOUS YEAR		CURRENT PERIOD	
		CUMULATIVE 3	QUARTER 4	CUMULATIVE 5	QUARTER 6
I OPERATING INCOME (ADP 002 to 006)	001	33,067,970	33,067,970	42,356,965	42,356,965
1 Income from sales with undertakings within the Group	002	0	0	0	0
2 Income from sales (outside Group)	003	30,791,386	30,791,386	41,286,553	41,286,553
3 Income from the use of own products, goods and services	004	40,528	40,528	19,689	19,689
4 Other operating income with undertakings within the Group	005	0	0	0	0
5 Other operating income (outside the Group)	006	2,236,056	2,236,056	1,050,723	1,050,723
II OPERATING EXPENSES (ADP 008+009+013+017+018+019+022+029)	007	32,996,846	32,996,846	41,120,205	41,120,205
1 Changes in inventories of work in progress and finished goods	008	272,642	272,642	279,699	279,699
2 Material costs (ADP 010 to 012)	009	21,402,763	21,402,763	28,799,425	28,799,425
a) Costs of raw materials and consumables	010	16,850,330	16,850,330	16,649,018	16,649,018
b) Costs of goods sold	011	1,873,265	1,873,265	9,538,012	9,538,012
c) Other external costs	012	2,679,168	2,679,168	2,612,395	2,612,395
3 Staff costs (ADP 014 to 016)	013	7,132,760	7,132,760	7,412,290	7,412,290
a) Net salaries and wages	014	4,479,122	4,479,122	4,696,801	4,696,801
b) Tax and contributions from salary costs	015	1,677,926	1,677,926	1,694,624	1,694,624
c) Contributions on salaries	016	975,712	975,712	1,020,865	1,020,865
4 Depreciation	017	2,727,285	2,727,285	2,447,411	2,447,411
5 Other costs	018	1,322,489	1,322,489	1,681,245	1,681,245
6 Value adjustments (ADP 020+021)	019	0	0	0	0
a) fixed assets other than financial assets	020	0	0	0	0
b) current assets other than financial assets	021	0	0	0	0
7 Provisions (ADP 023 to 028)	022	0	0	230	230
a) Provisions for pensions, termination benefits and similar obligations	023	0	0	0	0
b) Provisions for tax liabilities	024	0	0	0	0
c) Provisions for ongoing legal cases	025	0	0	0	0
d) Provisions for renewal of natural resources	026	0	0	0	0
e) Provisions for warranty obligations	027	0	0	0	0
f) Other provisions	028	0	0	230	230
8 Other operating expenses	029	138,907	138,907	499,905	499,905



STATEMENT OF PROFIT AND LOSS

for the period 1.1.2024 to 31.3.2024
Submitter: AD Plastik Group (in EUR)

ITEM 1	ADP CODE 2	SAME PERIOD OF THE PREVIOUS YEAR		CURRENT PERIOD	
		CUMULATIVE 3	QUARTER 4	CUMULATIVE 5	QUARTER 6
III FINANCIAL INCOME (ADP 031 to 040)	030	108,397	108,397	105,543	105,543
1 Income from investments in holdings (shares) of undertakings within the Group	031	0	0	0	0
2 Income from investments in holdings (shares) of companies linked by virtue of participating interests	032	0	0	0	0
3 Income from other long-term financial investment and loans granted to undertakings within the Group	033	0	0	0	0
4 Other interest income from operations with undertakings within the Group	034	0	0	0	0
5 Exchange rate differences and other financial income from operations with undertakings within the Group	035	0	0	0	0
6 Income from other long-term financial investments and loans	036	0	0	0	0
7 Other interest income	037	10,635	10,635	105,543	105,543
8 Exchange rate differences and other financial income	038	97,762	97,762	0	0
9 Unrealised gains (income) from financial assets	039	0	0	0	0
10 Other financial income	040	0	0	0	0
IV FINANCIAL EXPENSES (ADP 042 to 048)	041	628,800	628,800	679,934	679,934
1 Interest expenses and similar expenses with undertakings within the Group	042	0	0	0	0
2 Exchange rate differences and other expenses from operations with undertakings within the Group	043	480,534	480,534	65,046	65,046
3 Interest expenses and similar expenses	044	148,266	148,266	387,590	387,590
4 Exchange rate differences and other expenses	045	0	0	227,298	227,298
5 Unrealised losses (expenses) from financial assets	046	0	0	0	0
6 Value adjustments of financial assets (net)	047	0	0	0	0
7 Other financial expenses	048	0	0	0	0
V SHARE IN PROFIT FROM UNDERTAKINGS LINKED BY VIRTUE OF PARTICIPATING INTERESTS	049	1,285,114	1,285,114	608,130	608,130
VI SHARE IN PROFIT FROM JOINT VENTURES	050	0	0	0	0
VII SHARE IN LOSS OF COMPANIES LINKED BY VIRTUE OF PARTICIPATING INTEREST	051	0	0	0	0
VIII SHARE IN LOSS OF JOINT VENTURES	052	0	0	0	0
IX TOTAL INCOME (ADP 001+030+049 +050)	053	34,461,481	34,461,481	43,070,638	43,070,638
X TOTAL EXPENDITURE (ADP 007+041+051 + 052)	054	33,625,646	33,625,646	41,800,139	41,800,139
XI PRE-TAX PROFIT OR LOSS (ADP 053-054)	055	835,835	835,835	1,270,499	1,270,499
1 Pre-tax profit (ADP 053-054)	056	835,835	835,835	1,270,499	1,270,499
2 Pre-tax loss (ADP 054-053)	057	0	0	0	0
XII INCOME TAX	058	155,127	155,127	202,409	202,409
XIII PROFIT OR LOSS FOR THE PERIOD (ADP 055-059)	059	680,708	680,708	1,068,090	1,068,090
1 Profit for the period (ADP 055-059)	060	680,708	680,708	1,068,090	1,068,090
2 Loss for the period (ADP 059-055)	061	0	0	0	0



STATEMENT OF PROFIT AND LOSS

for the period 1.1.2024 to 31.3.2024
Submitter: AD Plastik Group (in EUR)

ITEM 1	ADP CODE 2	SAME PERIOD OF THE PREVIOUS YEAR		CURRENT PERIOD		
		CUMULATIVE 3	QUARTER 4	CUMULATIVE 5	QUARTER 6	
DISCONTINUED OPERATIONS (to be filled in by undertakings subject to IFRS only with discontinued operations)						
XIV	PRE-TAX PROFIT OR LOSS OF DISCONTINUED OPERATIONS (ADP 063-064)	062	0	0	0	0
	1 Pre-tax profit from discontinued operations	063	0	0	0	0
	2 Pre-tax loss on discontinued operations	064	0	0	0	0
XV	INCOME TAX OF DISCONTINUED OPERATIONS	065	0	0	0	0
	1 Discontinued operations profit for the period (ADP 062-065)	066	0	0	0	0
	2 Discontinued operations loss for the period (ADP 065-062)	067	0	0	0	0
TOTAL OPERATIONS (to be filled in only by undertakings subject to IFRS with discontinued operations)						
XVI	PRE-TAX PROFIT OR LOSS (ADP 055+062)	068	0	0	0	0
	1 Pre-tax profit (ADP 068)	069	0	0	0	0
	2 Pre-tax loss (ADP 068)	070	0	0	0	0
XVII	INCOME TAX (ADP 058+065)	071	0	0	0	0
XVIII	PROFIT OR LOSS FOR THE PERIOD (ADP 068-071)	072	0	0	0	0
	1 Profit for the period (ADP 068-071)	073	0	0	0	0
	2 Loss for the period (ADP 071-068)	074	0	0	0	0
APPENDIX to the P&L (to be filled in by undertakings that draw up consolidated annual financial statements)						
XIX	PROFIT OR LOSS FOR THE PERIOD (ADP 076+077)	075	680,708	680,708	1,068,090	1,068,090
	1 Attributable to owners of the parent	076	680,708	680,708	1,068,090	1,068,090
	2 Attributable to minority (non-controlling) interest	077	0	0	0	0



STATEMENT OF PROFIT AND LOSS

for the period 1.1.2024 to 31.3.2024
Submitter: AD Plastik Group (in EUR)

ITEM 1	ADP CODE 2	SAME PERIOD OF THE PREVIOUS YEAR		CURRENT PERIOD		
		CUMULATIVE 3	QUARTER 4	CUMULATIVE 5	QUARTER 6	
STATEMENT OF OTHER COMPREHENSIVE INCOME (to be filled in by undertakings subject to IFRS)						
I	PROFIT OR LOSS FOR THE PERIOD	078	680,708	680,708	1,068,090	1,068,090
II	OTHER COMPREHENSIVE INCOME/LOSS BEFORE TAX (ADP 80+ 87)	079	-1,643,126	-1,643,126	-162,951	-162,951
III	Items that will not be reclassified to profit or loss (ADP 081 to 085)	080	0	0	0	0
	1 Changes in revaluation reserves of fixed tangible and intangible assets	081	0	0	0	0
	2 Gains or losses from subsequent measurement of equity instruments at fair value through other comprehensive income	082	0	0	0	0
	3 Fair value changes of financial liabilities at fair value through statement of profit or loss, attributable to changes in their credit risk	083	0	0	0	0
	4 Actuarial gains/losses on the defined benefit obligation	084	0	0	0	0
	5 Other items that will not be reclassified	085	0	0	0	0
	6 Income tax relating to items that will not be reclassified	086	0	0	0	0
IV	Items that may be reclassified to profit or loss (ADP 088 to 095)	087	-1,643,126	-1,643,126	-162,951	-162,951
	1 Exchange rate differences from translation of foreign operations	088	-1,643,126	-1,643,126	-162,951	-162,951
	2 Gains or losses from subsequent measurement of debt securities at fair value through other comprehensive income	089	0	0	0	0
	3 Profit or loss arising from effective cash flow hedging	090	0	0	0	0
	4 Profit or loss arising from effective hedge of a net investment in a foreign operation	091	0	0	0	0
	5 Share in other comprehensive income/loss of companies linked by virtue of participating interests	092	0	0	0	0
	6 Changes in fair value of the time value of option	093	0	0	0	0
	7 Changes in fair value of forward elements of forward contracts	094	0	0	0	0
	8 Other items that may be reclassified to profit or loss	095	0	0	0	0
	9 Income tax relating to items that may be reclassified to profit or loss	096	-224,081	-224,081	0	0
V	NET OTHER COMPREHENSIVE INCOME OR LOSS (ADP 080+087- 086 - 096)	097	-1,419,045	-1,419,045	-162,951	-162,951
VI	COMPREHENSIVE INCOME OR LOSS FOR THE PERIOD (ADP 078+097)	098	-738,337	-738,337	905,139	905,139

APPENDIX to the Statement on comprehensive income (to be filled in by undertakings that draw up consolidated statements)

VII	COMPREHENSIVE INCOME OR LOSS FOR THE PERIOD (ADP 100+101)	099	-738,337	-738,337	905,139	905,139
	1 Attributable to owners of the parent	100	-738,337	-738,337	905,139	905,139
	2 Attributable to minority (non-controlling) interest	101	0	0	0	0

STATEMENT OF CASH FLOWS

(INDIRECT METHOD)

for the period 1.1.2024 to 31.3.2024
Submitter: AD Plastik Group (in EUR)

ITEM 1	ADP CODE 2	SAME PERIOD OF THE PREVIO- US YEAR 3	CURRENT PERIOD 4
CASH FLOW FROM OPERATING ACTIVITIES			
1 Pre-tax profit	001	835,835	1,270,499
2 Adjustments (ADP 003 to 010)	002	-826,005	10,252,537
a) Depreciation	003	2,727,285	2,447,411
b) Gains and losses from sale and value adjustment of fixed tangible and intangible assets	004	-1,887,413	-182,246
c) Gains and losses from sale and unrealised gains and losses and value adjustment of financial assets	005	0	0
d) Interest and dividend income	006	-10,635	-105,543
e) Interest expenses	007	148,266	387,590
f) Provisions	008	0	0
g) Exchange rate differences (unrealised)	009	-178,217	146,397
h) Other adjustments for non-cash transactions and unrealised gains and losses	010	-1,625,291	7,558,928
I Cash flow increase or decrease before changes in working capital (ADP 001+002)	011	9,830	11,523,036
3 Changes in the working capital (ADP 013 to 016)	012	-1,633,479	-7,698,839
a) Increase or decrease in short-term liabilities	013	1,406,820	-2,056,637
b) Increase or decrease in short-term receivables	014	-5,236,715	-5,619,469
c) Increase or decrease in inventories	015	2,196,416	-22,733
d) Other increase or decrease in working capital	016	0	0
II Cash from operations (ADP 011+012)	017	-1,623,649	3,824,197
4 Interest paid	018	-155,600	-379,523
5 Income tax paid	019	0	0
A NET CASH FLOW FROM OPERATING ACTIVITIES (ADP 017 to 019)	020	-1,779,249	3,444,674



STATEMENT OF CASH FLOWS

(INDIRECT METHOD)

for the period 1.1.2024 to 31.3.2024
Submitter: AD Plastik Group (in EUR)

ITEM 1	ADP CODE 2	SAME PERIOD OF THE PREVIO- US YEAR 3	CURRENT PERIOD 4
CASH FLOW FROM INVESTMENT ACTIVITIES			
1 Cash receipts from sales of fixed tangible and intangible assets	021	2,532,181	-596,978
2 Cash receipts from sales of financial instruments	022	0	0
3 Interest received	023	10,529	102,762
4 Dividends received	024	0	0
5 Cash receipts from repayment of loans and deposits	025	0	0
6 Other cash receipts from investment activities	026	0	0
III Total cash receipts from investment activities (ADP 021 to 026)	027	2,542,710	-494,216
1 Cash payments for the purchase of fixed tangible and intangible assets	028	-1,361,630	-2,400,824
2 Cash payments for the acquisition of financial instruments	029	0	0
3 Cash payments for loans and deposits for the period	030	0	0
4 Acquisition of a subsidiary, net of cash acquired	031	0	0
5 Other cash payments from investment activities	032	0	0
IV Total cash payments from investment activities (ADP 028 to 032)	033	-1,361,630	-2,400,824
B NET CASH FLOW FROM INVESTMENT ACTIVITIES (ADP 027 +033)	034	1,181,080	-2,895,040
CASH FLOW FROM FINANCING ACTIVITIES			
1 Cash receipts from the increase in initial (subscribed) capital	035	0	0
2 Cash receipts from the issue of equity financial instruments and debt financial instruments	036	0	0
3 Cash receipts from credit principals, loans and other borrowings	037	3,654,828	4,898,231
4 Other cash receipts from financing activities	038	0	0
V Total cash receipts from financing activities (ADP 035 to 038)	039	3,654,828	4,898,231
1 Cash payments for the repayment of credit principals, loans and other borrowings and debt financial instruments	040	-2,944,755	-7,107,452
2 Cash payments for dividends	041	0	0
3 Cash payments for finance lease	042	-168,457	-135,904
4 Cash payments for the redemption of treasury shares and decrease in initial (subscribed) capital	043	0	0
5 Other cash payments from financing activities	044	0	0
VI Total cash payments from financing activities (ADP 040 to 044)	045	-3,113,212	-7,243,356
C NET CASH FLOW FROM FINANCING ACTIVITIES (ADP 039 +045)	046	541,616	-2,345,125
1 Unrealised exchange rate differences in respect of cash and cash equivalents	047	-4,096	-3,833
D NET INCREASE OR DECREASE IN CASH FLOWS (ADP 020+034+046+047)	048	-60,649	-1,799,324
E CASH AND CASH EQUIVALENTS AT THE BEGINNING OF THE PERIOD	049	4,047,876	3,249,551
F CASH AND CASH EQUIVALENTS AT THE END OF THE PERIOD (ADP 048+049)	050	3,987,227	1,450,227

STATEMENT OF CHANGES IN EQUITY

for the period 1.1.2024 to 31.3.2024
Submitter: AD Plastik Group (in EUR)

Item	ADP code	Attributable to owners of the parent															Minority (non-controlling) interest	Total capital and reserves	
		Initial (subscribed) capital	Capital reserves	Legal reserves	Reserves for treasury shares	Treasury shares and holdings (deductible item)	Statutory reserves	Other reserves	Revaluation reserves	Fair value of financial assets through other comprehensive income (available for sale)	Cash flow hedge - effective portion	Hedge of a net investment in a foreign operation - effective portion	Other fair value reserves	Exchange rate differences from translation of foreign operations	Retained profit / loss brought forward	Profit/loss for the business year			Total attributable to owners of the parent
1	2	3	4	5	6	7	8	9	10	11	12	13	14	15	16	17	18 (3 to 6 - 7 + 8 to 17)	19	20 (18+19)
PREVIOUS PERIOD																			
1 Balance on the first day of the previous business year	01	55,738,058	25,456,155	885,809	2,772,641	921,001	16,639	6,880,988	-1,103,553	0	0	0	0	-5,158,815	28,961,725	-9,731,035	103,797,611	0	103,797,611
2 Changes in accounting policies	02	0	0	0	0	0	0	0	0	0	0	0	0	0	0	0	0	0	0
3 Correction of errors	03	0	0	0	0	0	0	0	0	0	0	0	0	0	0	0	0	0	0
4 Balance on the first day of the previous business year (restated) (ADP 01 to 03)	04	55,738,058	25,456,155	885,809	2,772,641	921,001	16,639	6,880,988	-1,103,553	0	0	0	0	-5,158,815	28,961,725	-9,731,035	103,797,611	0	103,797,611
5 Profit/loss of the period	05	0	0	0	0	0	0	0	0	0	0	0	0	0	0	680,708	680,708	0	680,708
6 Exchange rate differences from translation of foreign operations	06	0	0	0	0	0	0	0	0	0	0	0	0	-515,701	0	0	-515,701	0	-515,701
7 Changes in revaluation reserves of fixed tangible and intangible assets	07	0	0	0	0	0	0	0	0	0	0	0	0	0	0	0	0	0	0
8 Gains or losses from subsequent measurement of financial assets at fair value through other comprehensive income (available for sale)	08	0	0	0	0	0	0	0	0	0	0	0	0	0	0	0	0	0	0
9 Profit or loss arising from effective cash flow hedge	09	0	0	0	0	0	0	0	0	0	0	0	0	0	0	0	0	0	0
10 Profit or loss arising from effective hedge of a net investment in a foreign operation	10	0	0	0	0	0	0	0	0	0	0	0	0	0	0	0	0	0	0
11 Share in other comprehensive income/loss of companies linked by virtue of participating interests	11	0	0	0	0	0	0	0	0	0	0	0	0	0	0	0	0	0	0
12 Actuarial gains/losses on the defined benefit obligation	12	0	0	0	0	0	0	0	0	0	0	0	0	0	0	0	0	0	0
13 Other changes in equity unrelated to owners	13	0	0	0	0	0	0	0	-1,366,345	0	0	0	0	0	0	0	-1,366,345	0	-1,366,345
14 Tax on transactions recognised directly in equity	14	0	0	0	0	0	0	0	245,942	0	0	0	0	0	0	0	245,942	0	245,942



STATEMENT OF CHANGES IN EQUITY

for the period 1.1.2024 to 31.3.2024
Submitter: AD Plastik Group (in EUR)

Item	ADP code	Attributable to owners of the parent															Total capital and reserves		
		Initial (subscribed) capital	Capital reserves	Legal reserves	Reserves for treasury shares	Treasury shares and holdings (deductible item)	Statutory reserves	Other reserves	Revaluation reserves	Fair value of financial assets through other comprehensive income (available for sale)	Cash flow hedge - effective portion	Hedge of a net investment in a foreign operation - effective portion	Other fair value reserves	Exchange rate differences from translation of foreign operations	Retained profit / loss brought forward	Profit/loss for the business year		Total attributable to owners of the parent	Minority (non-controlling) interest
1	2	3	4	5	6	7	8	9	10	11	12	13	14	15	16	17	18 (3 to 6 - 7 + 8 to 17)	19	20 (18+19)
15 Decrease in initial (subscribed) capital (other than arising from the pre-bankruptcy settlement procedure or from the reinvestment of profit)	15	0	0	0	0	0	0	0	0	0	0	0	0	0	0	0	0	0	0
16 Decrease in initial (subscribed) capital arising from the pre-bankruptcy settlement procedure	16	0	0	0	0	0	0	0	0	0	0	0	0	0	0	0	0	0	0
17 Decrease in initial (subscribed) capital arising from the reinvestment of profit	17	0	0	0	0	0	0	0	0	0	0	0	0	0	0	0	0	0	0
18 Redemption of treasury shares/holdings	18	0	0	0	0	0	0	0	0	0	0	0	0	0	0	0	0	0	0
19 Payments from members/shareholders	19	0	0	0	0	0	0	0	0	0	0	0	0	0	0	0	0	0	0
20 Payment of share in profit/dividend	20	0	0	0	0	0	0	0	0	0	0	0	0	0	0	0	0	0	0
21 Other distributions and payments to members/shareholders	21	0	-67	-11	0	0	0	0	0	0	0	0	0	0	0	0	-78	0	-78
22 Transfer to reserves according to the annual schedule	22	0	0	0	0	0	0	0	0	0	0	0	0	0	-9,731,035	9,731,035	0	0	0
23 Increase in reserves arising from the pre-bankruptcy settlement procedure	23	0	0	0	0	0	0	0	0	0	0	0	0	0	0	0	0	0	0
24 Balance on the last day of the previous business year reporting period (ADP 04 to 23)	24	55,738,058	25,456,088	885,798	2,772,641	921,001	16,639	6,880,988	-2,223,956	0	0	0	0	-5,674,516	19,230,690	680,708	102,842,137	0	102,842,137
APPENDIX TO THE STATEMENT OF CHANGES IN EQUITY (to be filled in by undertakings that draw up financial statements in accordance with the IFRS)																			
I OTHER COMPREHENSIVE INCOME OF THE PREV. PERIOD, NET OF TAX (ADP 06 to 14)	25	0	0	0	0	0	0	0	-1,120,403	0	0	0	0	-515,701	0	0	-1,636,104	0	-1,636,104
II COMPREHENSIVE INCOME OR LOSS FOR THE PREVIOUS PERIOD (ADP 05+25)	26	0	0	0	0	0	0	0	-1,120,403	0	0	0	0	-515,701	0	680,708	-955,396	0	-955,396
III TRANSACTIONS WITH OWNERS IN THE PREVIOUS PERIOD RECOGNISED DIRECTLY IN EQUITY (ADP 15 to 23)	27	0	-67	-11	0	0	0	0	0	0	0	0	0	0	-9,731,035	9,731,035	-78	0	-78



STATEMENT OF CHANGES IN EQUITY

for the period 1.1.2024 to 31.3.2024
Submitter: AD Plastik Group (in EUR)

Item	ADP code	Attributable to owners of the parent															Minority (non-controlling) interest	Total capital and reserves	
		Initial (subscribed) capital	Capital reserves	Legal reserves	Reserves for treasury shares	Treasury shares and holdings (deductible item)	Statutory reserves	Other reserves	Revaluation reserves	Fair value of financial assets through other comprehensive income (available for sale)	Cash flow hedge - effective portion	Hedge of a net investment in a foreign operation - effective portion	Other fair value reserves	Exchange rate differences from translation of foreign operations	Retained profit / loss brought forward	Profit/loss for the business year			Total attributable to owners of the parent
1	2	3	4	5	6	7	8	9	10	11	12	13	14	15	16	17	18 (3 to 6 - 7 + 8 to 17)	19	20 (18+19)
CURRENT PERIOD																			
1 Balance on the first day of the current business year	28	54,594,592	25,938,305	885,798	2,772,641	871,127	16,639	6,880,988	-3,796,100	0	0	0	0	-6,626,452	19,939,404	-1,271,328	98,463,360	0	98,463,360
2 Changes in accounting policies	29	0	0	0	0	0	0	0	0	0	0	0	0	0	0	0	0	0	0
3 Correction of errors	30	0	0	0	0	0	0	0	0	0	0	0	0	0	0	0	0	0	0
4 Balance on the first day of the current business year (restated) (AOP 28 to 30)	31	54,594,592	25,938,305	885,798	2,772,641	871,127	16,639	6,880,988	-3,796,100	0	0	0	0	-6,626,452	19,939,404	-1,271,328	98,463,360	0	98,463,360
5 Profit/loss of the period	32	0	0	0	0	0	0	0	0	0	0	0	0	0	0	1,068,090	1,068,090	0	1,068,090
6 Exchange rate differences from translation of foreign operations	33	0	0	0	0	0	0	0	0	0	0	0	0	-131,587	0	0	-131,587	0	-131,587
7 Changes in revaluation reserves of fixed tangible and intangible assets	34	0	0	0	0	0	0	0	0	0	0	0	0	0	0	0	0	0	0
8 Gains or losses from subsequent measurement of financial assets at fair value through other comprehensive income (available for sale)	35	0	0	0	0	0	0	0	0	0	0	0	0	0	0	0	0	0	0
9 Profit or loss arising from effective cash flow hedge	36	0	0	0	0	0	0	0	0	0	0	0	0	0	0	0	0	0	0
10 Profit or loss arising from effective hedge of a net investment in a foreign operation	37	0	0	0	0	0	0	0	0	0	0	0	0	0	0	0	0	0	0
11 Share in other comprehensive income/loss of companies linked by virtue of participating interests	38	0	0	0	0	0	0	0	0	0	0	0	0	0	0	0	0	0	0
12 Actuarial gains/losses on the defined benefit obligation	39	0	0	0	0	0	0	0	0	0	0	0	0	0	0	0	0	0	0
13 Other changes in equity unrelated to owners	40	0	0	0	0	0	0	0	-38,249	0	0	0	0	0	0	0	-38,249	0	-38,249
14 Tax on transactions recognised directly in equity	41	0	0	0	0	0	0	0	6,885	0	0	0	0	0	0	0	6,885	0	6,885



STATEMENT OF CHANGES IN EQUITY

for the period 1.1.2024 to 31.3.2024
Submitter: AD Plastik Group (in EUR)

Item	ADP code	Attributable to owners of the parent															Total capital and reserves		
		Initial (subscribed) capital	Capital reserves	Legal reserves	Reserves for treasury shares	Treasury shares and holdings (deductible item)	Statutory reserves	Other reserves	Revaluation reserves	Fair value of financial assets through other comprehensive income (available for sale)	Cash flow hedge - effective portion	Hedge of a net investment in a foreign operation - effective portion	Other fair value reserves	Exchange rate differences from translation of foreign operations	Retained profit / loss brought forward	Profit/loss for the business year		Total attributable to owners of the parent	Minority (non-controlling) interest
1	2	3	4	5	6	7	8	9	10	11	12	13	14	15	16	17	18 (3 to 6 - 7 + 8 to 17)	19	20 (18+19)
15 Decrease in initial (subscribed) capital (other than arising from the pre-bankruptcy settlement procedure or from the reinvestment of profit)	42	0	0	0	0	0	0	0	0	0	0	0	0	0	0	0	0	0	0
16 Decrease in initial (subscribed) capital arising from the pre-bankruptcy settlement procedure	43	0	0	0	0	0	0	0	0	0	0	0	0	0	0	0	0	0	0
17 Decrease in initial (subscribed) capital arising from the reinvestment of profit	44	0	0	0	0	0	0	0	0	0	0	0	0	0	0	0	0	0	0
18 Redemption of treasury shares/holdings	45	0	0	0	0	0	0	0	0	0	0	0	0	0	0	0	0	0	0
19 Payments from members/shareholders	46	0	0	0	0	0	0	0	0	0	0	0	0	0	0	0	0	0	0
20 Payment of share in profit/dividend	47	0	0	0	0	0	0	0	0	0	0	0	0	0	0	0	0	0	0
21 Other distributions and payments to members/shareholders	48	0	0	0	0	0	0	0	109,238	0	0	0	0	0	-110,677	0	-1,439	0	-1,439
22 Carryforward per annual plane	49	0	0	0	0	0	0	0	0	0	0	0	0	0	-1,271,328	1,271,328	0	0	0
23 Increase in reserves arising from the pre-bankruptcy settlement procedure	50	0	0	0	0	0	0	0	0	0	0	0	0	0	0	0	0	0	0
24 Balance on the last day of the current business year reporting period (ADP 31 to 50)	51	54,594,592	25,938,305	885,798	2,772,641	871,127	16,639	6,880,988	-3,718,226	0	0	0	0	-6,758,039	18,557,399	1,068,090	99,367,060	0	99,367,060
APPENDIX TO THE STATEMENT OF CHANGES IN EQUITY (to be filled in by undertakings that draw up financial statements in accordance with the IFRS)																			
I OTHER COMPREHENSIVE INCOME FOR THE CURRENT PERIOD, NET OF TAX (ADP 33 to 41)	52	0	0	0	0	0	0	0	-31,364	0	0	0	0	-131,587	0	0	-162,951	0	-162,951
II COMPREHENSIVE INCOME OR LOSS FOR THE CURRENT PERIOD (ADP 32 do 52)	53	0	0	0	0	0	0	0	-31,364	0	0	0	0	-131,587	0	1,068,090	905,139	0	905,139
III TRANSACTIONS WITH OWNERS IN THE CURRENT PERIOD RECOGNISED DIRECTLY IN EQUITY (ADP 42 to 50)	54	0	0	0	0	0	0	0	109,238	0	0	0	0	0	-1,382,005	1,271,328	-1,439	0	-1,439

NOTES TO FINANCIAL STATEMENTS - QFS

(DRAWN UP FOR QUARTERLY REPORTING PERIODS)

Name of the issuer	AD Plastik d.d.
Headquarter	Ul. Antuna Gustava Matoša 8, 21210, Solin, Croatia
OIB (Personal identification number)	48351740621
MBS	060007090
Reporting period	1. 1. 2024. to 31. 3. 2024.

Notes to financial statements are available as part of AD Plastik Group's Unaudited financial statement. Unaudited financial statement is available on Zagreb Stock Exchange website.

AD Plastik Group Integrated annual report for 2023 year is available on Zagreb Stock Exchange website.

Same accounting policies are applied while drawing up financial statements for current reporting period as in the latest annual financial statements.

AD Plastik d.d. has issued corporate guarantees for the needs of subsidiaries in the following amounts: to banks EUR 7,700 thousand, to buyers EUR 3,000 thousand and to the suppliers EUR 2,277 thousand.

Amount owed by AD Plastik Group and falling due after more than five years amounts to EUR 471 thousand.

The average number of employees of AD Plastik Group in the period from 1.1.2024. to 31.3.2024. was 1,850.

In intangible assets in the period from 1.1.2024. to 31.3.2024., the cost of net salaries and wages of EUR 123,823, the cost of taxes and contributions from salaries of EUR 45,760, and the cost of contributions to salaries of EUR 24,896 were capitalized.

During the reporting period, deferred tax assets were decreased in the amount of EUR 68 thousand, while deferred tax liabilities were decreased in the amount of EUR 34 thousand. On 31.12.2023. deferred tax assets of AD Plastik Group amounted to EUR 3,035 thousand, while deferred tax liabilities amounted to EUR 856 thousand.

The difference in cash and cash equivalents in the cash flow statement compared to the statement of financial position in the amount of EUR 3,533 thousand refers to the current account overdraft balance.



FINANCIAL STATEMENT OF THE COMPANY AD PLASTIK

ISSUER'S GENERAL DATA

ANNEX 1

Reporting period:	01. 01. 2024	to	31. 03. 2024
Year:	2024	Quarter:	1

QUARTERLY FINANCIAL STATEMENTS

Registration number (MB):	03440494	Issuer's home Member State code:	HR
Entity's registration number (MBS):	060007090		
Personal identification number (OIB):	48351740621	LEI:	549300NFX18SRZHNT751
Institution code:	382		
Name of the issuer:	AD PLASTIK d.d.		
Postcode and town:	21210	Solin	
Street and house number:	Matoševa 8		
E-mail address:	informacije@adplastik.hr		
Web address:	www.adplastik.hr		
Number of employees (end of the reporting period):	1088		
Consolidated report:	KN	<i>(KN-not consolidated/KD-consolidated)</i>	
Audited:	RN	<i>(RN-not audited/RD-audited)</i>	
Bookkeeping firm:	NO	<i>(Yes/No)</i>	
Contact person:	Jurun Krešimir	<i>(only name and surname of the contact person)</i>	
Telephone:	021/206-663		
E-mail address:	kresimir.jurun@adplastik.hr		
Audit firm:		<i>(name of the audit firm)</i>	
Certified auditor:		<i>(name and surname)</i>	

BALANCE SHEET

balance as at 31.3.2024, submitter: AD Plastik d.d. (in EUR)

ITEM 1	ADP CODE 2	LAST DAY OF THE PRECEDING BUSI- NESS YEAR 3	AT THE REPORTING DATE OF THE CU- RRENT PERIOD 4
ASSETS			
A RECEIVABLES FOR SUBSCRIBED CAPITAL UNPAID	001	0	0
B FIXED ASSETS (ADP 003+010+020+031+036)	002	116,901,904	115,894,799
I. INTANGIBLE ASSETS (ADP 004 to 009)	003	8,787,545	8,329,102
1 Research and development	004	2,761,166	2,446,901
2 Concessions, patents, licences, trademarks, software and other rights	005	196,636	177,467
3 <i>Goodwill</i>	006	0	0
4 Advances for the purchase of intangible assets	007	0	0
5 Intangible assets in preparation	008	5,763,185	5,674,026
6 Other intangible assets	009	66,558	30,708
II TANGIBLE ASSETS (ADP 011 to 019)	010	71,859,877	71,917,475
1 Land	011	17,365,617	17,365,617
2 Buildings	012	24,099,004	23,925,108
3 Plant and equipment	013	18,053,367	17,256,417
4 Tools, working inventory and transportation assets	014	3,558,439	3,365,718
5 Biological assets	015	0	0
6 Advances for the purchase of tangible assets	016	0	0
7 Tangible assets in preparation	017	3,414,472	4,896,196
8 Other tangible assets	018	2,112,527	1,856,092
9 Investment property	019	3,256,451	3,252,327
III FIXED FINANCIAL ASSETS (ADP 021 to 030)	020	31,332,853	30,726,593
1 Investments in holdings (shares) of undertakings within the Group	021	12,092,141	12,092,141
2 Investments in other securities of undertakings within the Group	022	0	0
3 Loans, deposits, etc. to undertakings within the Group	023	16,353,307	15,747,047
4. Investments in holdings (shares) of companies linked by virtue of participating interests	024	2,887,405	2,887,405
5 Investment in other securities of companies linked by virtue of participating interests	025	0	0
6 Loans, deposits etc. to companies linked by virtue of participating interests	026	0	0
7 Investments in securities	027	0	0
8 Loans, deposits, etc. given	028	0	0
9 Other investments accounted for using the equity method	029	0	0
10 Other fixed financial assets	030	0	0
IV RECEIVABLES (ADP 032 to 035)	031	2,318,253	2,318,253
1 Receivables from undertakings within the Group	032	2,318,253	2,318,253
2 Receivables from companies linked by virtue of participating interests	033	0	0
3 Customer receivables	034	0	0
4 Other receivables	035	0	0
V DEFERRED TAX ASSETS	036	2,603,376	2,603,376



BALANCE SHEET

balance as at 31.3.2024, submitter: AD Plastik d.d. (in EUR)

	ITEM 1	ADP CODE 2	LAST DAY OF THE PRECEDING BUSI- NESS YEAR 3	AT THE REPORTING DATE OF THE CU- RRENT PERIOD 4
C	CURRENT ASSETS (ADP 038+046+053+063)	037	46,159,424	55,693,496
	I INVENTORIES (ADP 039 to 045)	038	21,659,726	22,154,016
	1 Raw materials and consumables	039	5,228,723	4,731,789
	2 Work in progress	040	1,042,806	885,525
	3 Finished goods	041	1,870,375	1,734,472
	4 Merchandise	042	9,725,747	9,520,047
	5 Advances for inventories	043	3,792,075	5,282,183
	6 Fixed assets held for sale	044	0	0
	7 Biological assets	045	0	0
	II RECEIVABLES (ADP 047 to 052)	046	21,121,060	28,631,813
	1 Receivables from undertakings within the Group	047	2,692,046	3,936,266
	2 Receivables from companies linked by virtue of participating interests	048	1,123,466	874,122
	3 Customer receivables	049	13,213,198	20,707,393
	4 Receivables from employees and members of the undertaking	050	85,336	69,283
	5 Receivables from government and other institutions	051	2,881,106	1,760,643
	6 Other receivables	052	1,125,908	1,284,106
	III CURRENT FINANCIAL ASSETS (ADP 054 to 062)	053	2,353,973	2,508,188
	1 Investments in holdings (shares) of undertakings within the Group	054	0	0
	2 Investments in other securities of undertakings within the Group	055	0	0
	3 Loans, deposits, etc. to undertakings within the Group	056	2,353,973	2,508,188
	4 Investments in holdings (shares) of companies linked by virtue of participating interests	057	0	0
	5 Investment in other securities of companies linked by virtue of participating interests	058	0	0
	6 Loans, deposits etc. to companies linked by virtue of participating interests	059	0	0
	7 Investments in securities	060	0	0
	8 Loans, deposits, etc. given	061	0	0
	9 Other financial assets	062	0	0
	IV CASH AT BANK AND IN HAND	063	1,024,665	2,399,479
D	PREPAID EXPENSES AND ACCRUED INCOME	064	846,404	673,504
E	TOTAL ASSETS (ADP 001+002+037+064)	065	163,907,732	172,261,799
F	OFF-BALANCE SHEET ITEMS	066	8,332,098	8,689,481



BALANCE SHEET

balance as at 31.3.2024, submitter: AD Plastik d.d. (in EUR)

ITEM 1	ADP CODE 2	LAST DAY OF THE PRECEDING BUSI- NESS YEAR 3	AT THE REPORTING DATE OF THE CU- RRENT PERIOD 4
LIABILITIES			
A CAPITAL AND RESERVES (ADP 068 to 070+076+077+083+086+089)	067	91,114,564	91,971,274
I INITIAL (SUBSCRIBED) CAPITAL	068	54,594,592	54,594,592
II CAPITAL RESERVES	069	25,884,472	25,884,472
III RESERVES FROM PROFIT (ADP 071+072-073+074+075)	070	9,595,941	9,595,941
1 Legal reserves	071	813,439	813,439
2 Reserves for treasury shares	072	2,772,641	2,772,641
3 Treasury shares and holdings (deductible item)	073	-871,127	-871,127
4 Statutory reserves	074	0	0
5 Other reserves	075	6,880,988	6,880,988
IV REVALUATION RESERVES	076	0	0
V FAIR VALUE RESERVES AND OTHER (ADP 078 to 082)	077	0	0
1 Financial assets at fair value through other comprehensive income (i.e. available for sale)	078	0	0
2 Cash flow hedge - effective portion	079	0	0
3 Hedge of a net investment in a foreign operation - effective portion	080	0	0
4 Other fair value reserves	081	0	0
5 Exchange differences arising from the translation of foreign operations (consolidation)	082	0	0
VI RETAINED PROFIT OR LOSS BROUGHT FORWARD (ADP 084-085)	083	0	1,039,559
1 Retained profit	084	0	1,039,559
2 Loss brought forward	085	0	0
VII PROFIT OR LOSS FOR THE BUSINESS YEAR (ADP 087-088)	086	1,039,559	856,710
1 Profit for the business year	087	1,039,559	856,710
2 Loss for the business year	088	0	0
VIII MINORITY (NON-CONTROLLING) INTEREST	089	0	0
B PROVISIONS (ADP 091 to 096)	090	384,843	384,843
1 Provisions for pensions, termination benefits and similar obligations	091	245,438	245,438
2 Provisions for tax liabilities	092	0	0
3 Provisions for ongoing legal cases	093	0	0
4 Provisions for renewal of natural resources	094	0	0
5 Provisions for warranty obligations	095	0	0
6 Other provisions	096	139,405	139,405



BALANCE SHEET

balance as at 31.3.2024, submitter: AD Plastik d.d. (in EUR)

	ITEM 1	ADP CODE 2	LAST DAY OF THE PRECEDING BUSI- NESS YEAR 3	AT THE REPORTING DATE OF THE CU- RRENT PERIOD 4
C	LONG-TERM LIABILITIES (ADP 098 to 108)	097	29,662,888	22,271,508
	1 Liabilities to undertakings within the Group	098	0	0
	2 Liabilities for loans, deposits, etc. of undertakings within the Group	099	0	0
	3 Liabilities to companies linked by virtue of participating interests	100	0	0
	4 Liabilities for loans, deposits etc. of companies linked by virtue of participating interests	101	0	0
	5 Liabilities for loans, deposits etc.	102	0	0
	6 Liabilities to banks and other financial institutions	103	27,899,385	20,686,972
	7 Liabilities for advance payments	104	0	0
	8 Liabilities to suppliers	105	0	0
	9 Liabilities for securities	106	0	0
	10 Other long-term liabilities	107	1,383,248	1,204,281
	11 Deferred tax liability	108	380,255	380,255
D	SHORT-TERM LIABILITIES (ADP 110 to 123)	109	41,902,216	48,855,171
	1 Liabilities to undertakings within the Group	110	1,586,216	2,309,311
	2 Liabilities for loans, deposits, etc. of undertakings within the Group	111	0	0
	3 Liabilities to companies linked by virtue of participating interests	112	0	0
	4 Liabilities for loans, deposits etc. of companies linked by virtue of participating interests	113	0	0
	5 Liabilities for loans, deposits etc.	114	2,507,562	2,207,903
	6 Liabilities to banks and other financial institutions	115	14,545,531	22,607,745
	7 Liabilities for advance payments	116	5,298,078	2,299,837
	8 Liabilities to suppliers	117	14,517,845	15,508,096
	9 Liabilities for securities	118	0	0
	10 Liabilities to employees	119	1,229,385	1,214,938
	11 Taxes, contributions and similar liabilities	120	583,294	1,004,730
	12 Liabilities arising from the share in the result	121	22,349	22,349
	13 Liabilities arising from fixed assets held for sale	122	0	0
	14 Other short-term liabilities	123	1,611,956	1,680,262
E	ACCRUALS AND DEFERRED INCOME	124	843,221	8,779,003
F	TOTAL – LIABILITIES (ADP 067+090+097+109+124)	125	163,907,732	172,261,799
G	OFF-BALANCE SHEET ITEMS	126	8,332,098	8,689,481

STATEMENT OF PROFIT AND LOSS

for the period 1.1.2024 to 31.3.2024
Submitter: AD Plastik d.d. (in EUR)

ITEM 1	ADP CODE 2	SAME PERIOD OF THE PREVIOUS YEAR		CURRENT PERIOD	
		CUMULATIVE 3	QUARTER 4	CUMULATIVE 5	QUARTER 6
I OPERATING INCOME (ADP 002 to 006)	001	25,367,943	25,367,943	34,146,280	34,146,280
1 Income from sales with undertakings within the Group	002	1,019,752	1,019,752	927,476	927,476
2 Income from sales (outside Group)	003	22,088,918	22,088,918	31,599,250	31,599,250
3 Income from the use of own products, goods and services	004	19,033	19,033	15,934	15,934
4 Other operating income with undertakings within the Group	005	47,380	47,380	1,178,514	1,178,514
5 Other operating income (outside the Group)	006	2,192,860	2,192,860	425,106	425,106
II OPERATING EXPENSES (ADP 008+009+013+017+018+019+022+029)	007	25,098,917	25,098,917	33,130,109	33,130,109
1 Changes in inventories of work in progress and finished goods	008	229,528	229,528	293,183	293,183
2 Material costs (ADP 010 to 012)	009	16,873,874	16,873,874	24,674,158	24,674,158
a) Costs of raw materials and consumables	010	12,008,524	12,008,524	11,883,246	11,883,246
b) Costs of goods sold	011	2,933,211	2,933,211	10,870,549	10,870,549
c) Other external costs	012	1,932,139	1,932,139	1,920,363	1,920,363
3 Staff costs (ADP 014 to 016)	013	4,903,432	4,903,432	4,946,943	4,946,943
a) Net salaries and wages	014	3,075,652	3,075,652	3,149,690	3,149,690
b) Tax and contributions from salary costs	015	1,197,407	1,197,407	1,163,984	1,163,984
c) Contributions on salaries	016	630,373	630,373	633,269	633,269
4 Depreciation	017	1,939,302	1,939,302	1,793,410	1,793,410
5 Other costs	018	1,100,739	1,100,739	1,340,103	1,340,103
6 Value adjustments (ADP 020+021)	019	0	0	0	0
a) fixed assets other than financial assets	020	0	0	0	0
b) current assets other than financial assets	021	0	0	0	0
7 Provisions (ADP 023 to 028)	022	0	0	0	0
a) Provisions for pensions, termination benefits and similar obligations	023	0	0	0	0
b) Provisions for tax liabilities	024	0	0	0	0
c) Provisions for ongoing legal cases	025	0	0	0	0
d) Provisions for renewal of natural resources	026	0	0	0	0
e) Provisions for warranty obligations	027	0	0	0	0
f) Other provisions	028	0	0	0	0
8 Other operating expenses	029	52,042	52,042	82,312	82,312



STATEMENT OF PROFIT AND LOSS

for the period 1.1.2024 to 31.3.2024
Submitter: AD Plastik d.d. (in EUR)

ITEM 1	ADP CODE 2	SAME PERIOD OF THE PREVIOUS YEAR		CURRENT PERIOD	
		CUMULATIVE 3	QUARTER 4	CUMULATIVE 5	QUARTER 6
III FINANCIAL INCOME (ADP 031 to 040)	030	93,007	93,007	154,243	154,243
1 Income from investments in holdings (shares) of undertakings within the Group	031	0	0	0	0
2 Income from investments in holdings (shares) of companies linked by virtue of participating interests	032	0	0	0	0
3 Income from other long-term financial investment and loans granted to undertakings within the Group	033	0	0	0	0
4 Other interest income from operations with undertakings within the Group	034	93,004	93,004	154,215	154,215
5 Exchange rate differences and other financial income from operations with undertakings within the Group	035	0	0	0	0
6 Income from other long-term financial investments and loans	036	0	0	0	0
7 Other interest income	037	3	3	28	28
8 Exchange rate differences and other financial income	038	0	0	0	0
9 Unrealised gains (income) from financial assets	039	0	0	0	0
10 Other financial income	040	0	0	0	0
IV FINANCIAL EXPENSES (ADP 042 to 048)	041	98,484	98,484	313,704	313,704
1 Interest expenses and similar expenses with undertakings within the Group	042	0	0	0	0
2 Exchange rate differences and other expenses from operations with undertakings within the Group	043	0	0	0	0
3 Interest expenses and similar expenses	044	98,484	98,484	313,124	313,124
4 Exchange rate differences and other expenses	045	0	0	580	580
5 Unrealised losses (expenses) from financial assets	046	0	0	0	0
6 Value adjustments of financial assets (net)	047	0	0	0	0
7 Other financial expenses	048	0	0	0	0
V SHARE IN PROFIT FROM UNDERTAKINGS LINKED BY VIRTUE OF PARTICIPATING INTERESTS	049	0	0	0	0
VI SHARE IN PROFIT FROM JOINT VENTURES	050	0	0	0	0
VII SHARE IN LOSS OF COMPANIES LINKED BY VIRTUE OF PARTICIPATING INTEREST	051	0	0	0	0
VIII SHARE IN LOSS OF JOINT VENTURES	052	0	0	0	0
IX TOTAL INCOME (ADP 001+030+049 +050)	053	25,460,950	25,460,950	34,300,523	34,300,523
X TOTAL EXPENDITURE (ADP 007+041+051 + 052)	054	25,197,401	25,197,401	33,443,813	33,443,813
XI PRE-TAX PROFIT OR LOSS (ADP 053-054)	055	263,549	263,549	856,710	856,710
1 Pre-tax profit (ADP 053-054)	056	263,549	263,549	856,710	856,710
2 Pre-tax loss (ADP 054-053)	057	0	0	0	0
XII INCOME TAX	058	52,720	52,720	0	0
XIII PROFIT OR LOSS FOR THE PERIOD (ADP 055-059)	059	210,829	210,829	856,710	856,710
1 Profit for the period (ADP 055-059)	060	210,829	210,829	856,710	856,710
2 Loss for the period (ADP 059-055)	061	0	0	0	0



STATEMENT OF PROFIT AND LOSS

for the period 1.1.2024 to 31.3.2024
Submitter: AD Plastik d.d. (in EUR)

ITEM 1	ADP CODE 2	SAME PERIOD OF THE PREVIOUS YEAR		CURRENT PERIOD	
		CUMULATIVE 3	QUARTER 4	CUMULATIVE 5	QUARTER 6
DISCONTINUED OPERATIONS (to be filled in by undertakings subject to IFRS only with discontinued operations)					
XIV PRE-TAX PROFIT OR LOSS OF DISCONTINUED OPERATIONS (ADP 063-064)	062	0	0	0	0
1 Pre-tax profit from discontinued operations	063	0	0	0	0
2 Pre-tax loss on discontinued operations	064	0	0	0	0
XV INCOME TAX OF DISCONTINUED OPERATIONS	065	0	0	0	0
1 Discontinued operations profit for the period (ADP 062-065)	066	0	0	0	0
2 Discontinued operations loss for the period (ADP 065-062)	067	0	0	0	0
TOTAL OPERATIONS (to be filled in only by undertakings subject to IFRS with discontinued operations)					
XVI PRE-TAX PROFIT OR LOSS (ADP 055+062)	068	0	0	0	0
1 Pre-tax profit (ADP 068)	069	0	0	0	0
2 Pre-tax loss (ADP 068)	070	0	0	0	0
XVII INCOME TAX (ADP 058+065)	071	0	0	0	0
XVIII PROFIT OR LOSS FOR THE PERIOD (ADP 068-071)	072	0	0	0	0
1 Profit for the period (ADP 068-071)	073	0	0	0	0
2 Loss for the period (ADP 071-068)	074	0	0	0	0
APPENDIX to the P&L (to be filled in by undertakings that draw up consolidated annual financial statements)					
XIX PROFIT OR LOSS FOR THE PERIOD (ADP 076+077)	075	0	0	0	0
1 Attributable to owners of the parent	076	0	0	0	0
2 Attributable to minority (non-controlling) interest	077	0	0	0	0



STATEMENT OF PROFIT AND LOSS

for the period 1.1.2024 to 31.3.2024
Submitter: AD Plastik d.d. (in EUR)

ITEM 1	ADP CODE 2	SAME PERIOD OF THE PREVIOUS YEAR		CURRENT PERIOD		
		CUMULATIVE 3	QUARTER 4	CUMULATIVE 5	QUARTER 6	
STATEMENT OF OTHER COMPREHENSIVE INCOME (to be filled in by undertakings subject to IFRS)						
I	PROFIT OR LOSS FOR THE PERIOD	078	210,829	210,829	856,710	856,710
II	OTHER COMPREHENSIVE INCOME/LOSS BEFORE TAX (ADP 80+ 87)	079	0	0	0	0
III	Items that will not be reclassified to profit or loss (ADP 081 to 085)	080	0	0	0	0
	1 Changes in revaluation reserves of fixed tangible and intangible assets	081	0	0	0	0
	2 Gains or losses from subsequent measurement of equity instruments at fair value through other comprehensive income	082	0	0	0	0
	3 Fair value changes of financial liabilities at fair value through statement of profit or loss, attributable to changes in their credit risk	083	0	0	0	0
	4 Actuarial gains/losses on the defined benefit obligation	084	0	0	0	0
	5 Other items that will not be reclassified	085	0	0	0	0
	6 Income tax relating to items that will not be reclassified	086	0	0	0	0
IV	Items that may be reclassified to profit or loss (ADP 088 to 095)	087	0	0	0	0
	1 Exchange rate differences from translation of foreign operations	088	0	0	0	0
	2 Gains or losses from subsequent measurement of debt securities at fair value through other comprehensive income	089	0	0	0	0
	3 Profit or loss arising from effective cash flow hedging	090	0	0	0	0
	4 Profit or loss arising from effective hedge of a net investment in a foreign operation	091	0	0	0	0
	5 Share in other comprehensive income/loss of companies linked by virtue of participating interests	092	0	0	0	0
	6 Changes in fair value of the time value of option	093	0	0	0	0
	7 Changes in fair value of forward elements of forward contracts	094	0	0	0	0
	8 Other items that may be reclassified to profit or loss	095	0	0	0	0
	9 Income tax relating to items that may be reclassified to profit or loss	096	0	0	0	0
V	NET OTHER COMPREHENSIVE INCOME OR LOSS (ADP 080+087- 086 - 096)	097	0	0	0	0
VI	COMPREHENSIVE INCOME OR LOSS FOR THE PERIOD (ADP 078+097)	098	210,829	210,829	856,710	856,710

APPENDIX to the Statement on comprehensive income (to be filled in by undertakings that draw up consolidated statements)

VII	COMPREHENSIVE INCOME OR LOSS FOR THE PERIOD (ADP 100+101)	099	0	0	0	0
	1 Attributable to owners of the parent	100	0	0	0	0
	2 Attributable to minority (non-controlling) interest	101	0	0	0	0

STATEMENT OF CASH FLOWS

(INDIRECT METHOD)

for the period 1.1.2024 to 31.3.2024
Submitter: AD Plastik d.d. (in EUR)

ITEM 1	ADP CODE 2	SAME PERIOD OF THE PREVIO- US YEAR 3	CURRENT PERIOD 4
CASH FLOW FROM OPERATING ACTIVITIES			
1 Pre-tax profit	001	263,550	856,710
2 Adjustments (ADP 003 to 010)	002	-314,585	8,721,755
a) Depreciation	003	1,939,302	1,793,410
b) Gains and losses from sale and value adjustment of fixed tangible and intangible assets	004	-1,895,145	-1,339,360
c) Gains and losses from sale and unrealised gains and losses and value adjustment of financial assets	005	0	0
d) Interest and dividend income	006	-93,007	-154,243
e) Interest expenses	007	98,484	313,124
f) Provisions	008	0	0
g) Exchange rate differences (unrealised)	009	0	141
h) Other adjustments for non-cash transactions and unrealised gains and losses	010	-364,219	8,108,683
I Cash flow increase or decrease before changes in working capital (ADP 001+002)	011	-51,035	9,578,465
3 Changes in the working capital (ADP 013 to 016)	012	-2,323,863	-7,231,839
a) Increase or decrease in short-term liabilities	013	1,140,173	-877,905
b) Increase or decrease in short-term receivables	014	-4,797,358	-5,859,644
c) Increase or decrease in inventories	015	1,333,322	-494,290
d) Other increase or decrease in working capital	016	0	0
II Cash from operations (ADP 011+012)	017	-2,374,898	2,346,626
4 Interest paid	018	-95,493	-305,469
5 Income tax paid	019	0	0
A NET CASH FLOW FROM OPERATING ACTIVITIES (ADP 017 to 019)	020	-2,470,391	2,041,157



STATEMENT OF CASH FLOWS

(INDIRECT METHOD)

for the period 1.1.2024 to 31.3.2024
Submitter: AD Plastik d.d. (in EUR)

ITEM 1	ADP CODE 2	SAME PERIOD OF THE PREVIO- US YEAR 3	CURRENT PERIOD 4
CASH FLOW FROM INVESTMENT ACTIVITIES			
1 Cash receipts from sales of fixed tangible and intangible assets	021	2,583,431	500,000
2 Cash receipts from sales of financial instruments	022	0	0
3 Interest received	023	1,798	28
4 Dividends received	024	0	0
5 Cash receipts from repayment of loans and deposits	025	0	606,260
6 Other cash receipts from investment activities	026	0	0
III Total cash receipts from investment activities (ADP 021 to 026)	027	2,585,229	1,106,288
1 Cash payments for the purchase of fixed tangible and intangible assets	028	-1,044,959	-2,204,317
2 Cash payments for the acquisition of financial instruments	029	0	0
3 Cash payments for loans and deposits for the period	030	0	0
4 Acquisition of a subsidiary, net of cash acquired	031	0	0
5 Other cash payments from investment activities	032	0	0
IV Total cash payments from investment activities (ADP 028 to 032)	033	-1,044,959	-2,204,317
B NET CASH FLOW FROM INVESTMENT ACTIVITIES (ADP 027 +033)	034	1,540,270	-1,098,029
CASH FLOW FROM FINANCING ACTIVITIES			
1 Cash receipts from the increase in initial (subscribed) capital	035	0	0
2 Cash receipts from the issue of equity financial instruments and debt financial instruments	036	0	0
3 Cash receipts from credit principals, loans and other borrowings	037	3,336,792	4,898,231
4 Other cash receipts from financing activities	038	0	0
V Total cash receipts from financing activities (ADP 035 to 038)	039	3,336,792	4,898,231
1 Cash payments for the repayment of credit principals, loans and other borrowings and debt financial instruments	040	-2,270,844	-6,885,603
2 Cash payments for dividends	041	0	0
3 Cash payments for finance lease	042	-132,055	-110,660
4 Cash payments for the redemption of treasury shares and decrease in initial (subscribed) capital	043	0	0
5 Other cash payments from financing activities	044	0	0
VI Total cash payments from financing activities (ADP 040 to 044)	045	-2,402,899	-6,996,263
C NET CASH FLOW FROM FINANCING ACTIVITIES (ADP 039 +045)	046	933,893	-2,098,032
1 Unrealised exchange rate differences in respect of cash and cash equivalents	047	0	-141
D NET INCREASE OR DECREASE IN CASH FLOWS (ADP 020+034+046+047)	048	3,772	-1,155,045
E CASH AND CASH EQUIVALENTS AT THE BEGINNING OF THE PERIOD	049	2,378,004	418,519
F CASH AND CASH EQUIVALENTS AT THE END OF THE PERIOD (ADP 048+049)	050	2,381,776	-736,526

STATEMENT OF CHANGES IN EQUITY

for the period 1.1.2024 to 31.3.2024
Submitter: AD Plastik d.d. (in EUR)

Item	ADP code	Attributable to owners of the parent															Minority (non-controlling) interest	Total capital and reserves	
		Initial (subscribed) capital	Capital reserves	Legal reserves	Reserves for treasury shares	Treasury shares and holdings (deductible item)	Statutory reserves	Other reserves	Revaluation reserves	Fair value of financial assets through other comprehensive income (available for sale)	Cash flow hedge - effective portion	Hedge of a net investment in a foreign operation - effective portion	Other fair value reserves	Exchange rate differences from translation of foreign operations	Retained profit / loss brought forward	Profit/loss for the business year			Total attributable to owners of the parent
1	2	3	4	5	6	7	8	9	10	11	12	13	14	15	16	17	18 (3 to 6 - 7 + 8 to 17)	19	20 (18+19)
PREVIOUS PERIOD																			
1 Balance on the first day of the previous business year	01	55,738,058	25,402,255	813,439	2,772,641	921,001	0	6,880,988	0	0	0	0	0	0	13,101,826	-13,743,480	90,044,726	0	90,044,726
2 Changes in accounting policies	02	0	0	0	0	0	0	0	0	0	0	0	0	0	0	0	0	0	0
3 Correction of errors	03	0	0	0	0	0	0	0	0	0	0	0	0	0	0	0	0	0	0
4 Balance on the first day of the previous business year (restated) (ADP 01 to 03)	04	55,738,058	25,402,255	813,439	2,772,641	921,001	0	6,880,988	0	0	0	0	0	0	13,101,826	-13,743,480	90,044,726	0	90,044,726
5 Profit/loss of the period	05	0	0	0	0	0	0	0	0	0	0	0	0	0	0	210,829	210,829	0	210,829
6 Exchange rate differences from translation of foreign operations	06	0	0	0	0	0	0	0	0	0	0	0	0	0	0	0	0	0	0
7 Changes in revaluation reserves of fixed tangible and intangible assets	07	0	0	0	0	0	0	0	0	0	0	0	0	0	0	0	0	0	0
8 Gains or losses from subsequent measurement of financial assets at fair value through other comprehensive income (available for sale)	08	0	0	0	0	0	0	0	0	0	0	0	0	0	0	0	0	0	0
9 Profit or loss arising from effective cash flow hedge	09	0	0	0	0	0	0	0	0	0	0	0	0	0	0	0	0	0	0
10 Profit or loss arising from effective hedge of a net investment in a foreign operation	10	0	0	0	0	0	0	0	0	0	0	0	0	0	0	0	0	0	0
11 Share in other comprehensive income/loss of companies linked by virtue of participating interests	11	0	0	0	0	0	0	0	0	0	0	0	0	0	0	0	0	0	0
12 Actuarial gains/losses on the defined benefit obligation	12	0	0	0	0	0	0	0	0	0	0	0	0	0	0	0	0	0	0
13 Other changes in equity unrelated to owners	13	0	0	0	0	0	0	0	0	0	0	0	0	0	0	0	0	0	0
14 Tax on transactions recognised directly in equity	14	0	0	0	0	0	0	0	0	0	0	0	0	0	0	0	0	0	0



STATEMENT OF CHANGES IN EQUITY

for the period 1.1.2024 to 31.3.2024
Submitter: AD Plastik d.d. (in EUR)

Item	ADP code	Attributable to owners of the parent															Minority (non-controlling) interest	Total capital and reserves	
		Initial (subscribed) capital	Capital reserves	Legal reserves	Reserves for treasury shares	Treasury shares and holdings (deductible item)	Statutory reserves	Other reserves	Revaluation reserves	Fair value of financial assets through other comprehensive income (available for sale)	Cash flow hedge - effective portion	Hedge of a net investment in a foreign operation - effective portion	Other fair value reserves	Exchange rate differences from translation of foreign operations	Retained profit / loss brought forward	Profit/loss for the business year			Total attributable to owners of the parent
1	2	3	4	5	6	7	8	9	10	11	12	13	14	15	16	17	18 (3 to 6 - 7 + 8 to 17)	19	20 (18+19)
15 Decrease in initial (subscribed) capital (other than arising from the pre-bankruptcy settlement procedure or from the reinvestment of profit)	15	0	0	0	0	0	0	0	0	0	0	0	0	0	0	0	0	0	0
16 Decrease in initial (subscribed) capital arising from the pre-bankruptcy settlement procedure	16	0	0	0	0	0	0	0	0	0	0	0	0	0	0	0	0	0	0
17 Decrease in initial (subscribed) capital arising from the reinvestment of profit	17	0	0	0	0	0	0	0	0	0	0	0	0	0	0	0	0	0	0
18 Redemption of treasury shares/holdings	18	0	0	0	0	0	0	0	0	0	0	0	0	0	0	0	0	0	0
19 Payments from members/shareholders	19	0	0	0	0	0	0	0	0	0	0	0	0	0	0	0	0	0	0
20 Payment of share in profit/dividend	20	0	0	0	0	0	0	0	0	0	0	0	0	0	0	0	0	0	0
21 Other distributions and payments to members/shareholders	21	0	0	0	0	0	0	0	0	0	0	0	0	0	0	0	0	0	0
22 Transfer to reserves according to the annual schedule	22	0	0	0	0	0	0	0	0	0	0	0	0	0	-13,743,480	13,743,480	0	0	0
23 Increase in reserves arising from the pre-bankruptcy settlement procedure	23	0	0	0	0	0	0	0	0	0	0	0	0	0	0	0	0	0	0
24 Balance on the last day of the previous business year reporting period (ADP 04 to 23)	24	55,738,058	25,402,255	813,439	2,772,641	921,001	0	6,880,988	0	0	0	0	0	0	-641,654	210,829	90,255,555	0	90,255,555
APPENDIX TO THE STATEMENT OF CHANGES IN EQUITY (to be filled in by undertakings that draw up financial statements in accordance with the IFRS)																			
I OTHER COMPREHENSIVE INCOME OF THE PREV. PERIOD, NET OF TAX (ADP 06 to 14)	25	0	0	0	0	0	0	0	0	0	0	0	0	0	0	0	0	0	0
II COMPREHENSIVE INCOME OR LOSS FOR THE PREVIOUS PERIOD (ADP 05+25)	26	0	0	0	0	0	0	0	0	0	0	0	0	0	0	210,829	210,829	0	210,829
III TRANSACTIONS WITH OWNERS IN THE PREVIOUS PERIOD RECOGNISED DIRECTLY IN EQUITY (ADP 15 to 23)	27	0	0	0	0	0	0	0	0	0	0	0	0	0	-13,743,480	13,743,480	0	0	0



STATEMENT OF CHANGES IN EQUITY

for the period 1.1.2024 to 31.3.2024
Submitter: AD Plastik d.d. (in EUR)

Item	ADP code	Attributable to owners of the parent															Minority (non-controlling) interest	Total capital and reserves	
		Initial (subscribed) capital	Capital reserves	Legal reserves	Reserves for treasury shares	Treasury shares and holdings (deductible item)	Statutory reserves	Other reserves	Revaluation reserves	Fair value of financial assets through other comprehensive income (available for sale)	Cash flow hedge - effective portion	Hedge of a net investment in a foreign operation - effective portion	Other fair value reserves	Exchange rate differences from translation of foreign operations	Retained profit / loss brought forward	Profit/loss for the business year			Total attributable to owners of the parent
1	2	3	4	5	6	7	8	9	10	11	12	13	14	15	16	17	18 (3 to 6 - 7 + 8 to 17)	19	20 (18+19)
CURRENT PERIOD																			
1 Balance on the first day of the current business year	28	54,594,592	25,884,472	813,439	2,772,641	871,127	0	6,880,988	0	0	0	0	0	0	0	1,039,559	91,114,564	0	91,114,564
2 Changes in accounting policies	29	0	0	0	0	0	0	0	0	0	0	0	0	0	0	0	0	0	0
3 Correction of errors	30	0	0	0	0	0	0	0	0	0	0	0	0	0	0	0	0	0	0
4 Balance on the first day of the current business year (restated) (AOP 28 to 30)	31	54,594,592	25,884,472	813,439	2,772,641	871,127	0	6,880,988	0	0	0	0	0	0	0	1,039,559	91,114,564	0	91,114,564
5 Profit/loss of the period	32	0	0	0	0	0	0	0	0	0	0	0	0	0	0	856,710	856,710	0	856,710
6 Exchange rate differences from translation of foreign operations	33	0	0	0	0	0	0	0	0	0	0	0	0	0	0	0	0	0	0
7 Changes in revaluation reserves of fixed tangible and intangible assets	34	0	0	0	0	0	0	0	0	0	0	0	0	0	0	0	0	0	0
8 Gains or losses from subsequent measurement of financial assets at fair value through other comprehensive income (available for sale)	35	0	0	0	0	0	0	0	0	0	0	0	0	0	0	0	0	0	0
9 Profit or loss arising from effective cash flow hedge	36	0	0	0	0	0	0	0	0	0	0	0	0	0	0	0	0	0	0
10 Profit or loss arising from effective hedge of a net investment in a foreign operation	37	0	0	0	0	0	0	0	0	0	0	0	0	0	0	0	0	0	0
11 Share in other comprehensive income/loss of companies linked by virtue of participating interests	38	0	0	0	0	0	0	0	0	0	0	0	0	0	0	0	0	0	0
12 Actuarial gains/losses on the defined benefit obligation	39	0	0	0	0	0	0	0	0	0	0	0	0	0	0	0	0	0	0
13 Other changes in equity unrelated to owners	40	0	0	0	0	0	0	0	0	0	0	0	0	0	0	0	0	0	0
14 Tax on transactions recognised directly in equity	41	0	0	0	0	0	0	0	0	0	0	0	0	0	0	0	0	0	0



STATEMENT OF CHANGES IN EQUITY

for the period 1.1.2024 to 31.3.2024
Submitter: AD Plastik d.d. (in EUR)

Item	ADP code	Attributable to owners of the parent															Minority (non-controlling) interest	Total capital and reserves	
		Initial (subscribed) capital	Capital reserves	Legal reserves	Reserves for treasury shares	Treasury shares and holdings (deductible item)	Statutory reserves	Other reserves	Revaluation reserves	Fair value of financial assets through other comprehensive income (available for sale)	Cash flow hedge - effective portion	Hedge of a net investment in a foreign operation - effective portion	Other fair value reserves	Exchange rate differences from translation of foreign operations	Retained profit / loss brought forward	Profit/loss for the business year			Total attributable to owners of the parent
1	2	3	4	5	6	7	8	9	10	11	12	13	14	15	16	17	18 (3 to 6 - 7 + 8 to 17)	19	20 (18+19)
15 Decrease in initial (subscribed) capital (other than arising from the pre-bankruptcy settlement procedure or from the reinvestment of profit)	42	0	0	0	0	0	0	0	0	0	0	0	0	0	0	0	0	0	0
16 Decrease in initial (subscribed) capital arising from the pre-bankruptcy settlement procedure	43	0	0	0	0	0	0	0	0	0	0	0	0	0	0	0	0	0	0
17 Decrease in initial (subscribed) capital arising from the reinvestment of profit	44	0	0	0	0	0	0	0	0	0	0	0	0	0	0	0	0	0	0
18 Redemption of treasury shares/holdings	45	0	0	0	0	0	0	0	0	0	0	0	0	0	0	0	0	0	0
19 Payments from members/shareholders	46	0	0	0	0	0	0	0	0	0	0	0	0	0	0	0	0	0	0
20 Payment of share in profit/dividend	47	0	0	0	0	0	0	0	0	0	0	0	0	0	0	0	0	0	0
21 Other distributions and payments to members/shareholders	48	0	0	0	0	0	0	0	0	0	0	0	0	0	0	0	0	0	0
22 Carryforward per annual plane	49	0	0	0	0	0	0	0	0	0	0	0	0	0	1,039,559	-1,039,559	0	0	0
23 Increase in reserves arising from the pre-bankruptcy settlement procedure	50	0	0	0	0	0	0	0	0	0	0	0	0	0	0	0	0	0	0
24 Balance on the last day of the current business year reporting period (ADP 31 to 50)	51	54,594,592	25,884,472	813,439	2,772,641	871,127	0	6,880,988	0	0	0	0	0	0	1,039,559	856,710	91,971,274	0	91,971,274
APPENDIX TO THE STATEMENT OF CHANGES IN EQUITY (to be filled in by undertakings that draw up financial statements in accordance with the IFRS)																			
I OTHER COMPREHENSIVE INCOME FOR THE CURRENT PERIOD, NET OF TAX (ADP 33 to 41)	52	0	0	0	0	0	0	0	0	0	0	0	0	0	0	0	0	0	0
II COMPREHENSIVE INCOME OR LOSS FOR THE CURRENT PERIOD (ADP 32 to 52)	53	0	0	0	0	0	0	0	0	0	0	0	0	0	0	856,710	856,710	0	856,710
III TRANSACTIONS WITH OWNERS IN THE CURRENT PERIOD RECOGNISED DIRECTLY IN EQUITY (ADP 42 to 50)	54	0	0	0	0	0	0	0	0	0	0	0	0	0	1,039,559	-1,039,559	0	0	0

NOTES TO FINANCIAL STATEMENTS - QFS

(DRAWN UP FOR QUARTERLY REPORTING PERIODS)

Name of the issuer	AD Plastik d.d.
Headquarter	Ul. Antuna Gustava Matoša 8, 21210, Solin, Croatia
OIB (Personal identification number)	48351740621
MBS	060007090
Reporting period	1. 1. 2024. to 31. 3. 2024.

Notes to financial statements are available as part of AD Plastik Group's Unaudited financial statement. Unaudited financial statement is available on Zagreb Stock Exchange website.

AD Plastik Group Integrated annual report for 2023 year is available on Zagreb Stock Exchange website.

Same accounting policies are applied while drawing up financial statements for current reporting period as in the latest annual financial statements.

AD Plastik d.d. has issued corporate guarantees for the needs of subsidiaries in the following amounts: to banks EUR 7,700 thousand, to buyers EUR 3,000 thousand and to suppliers EUR 2,277 thousand.

Amount owed by AD Plastik d.d. and falling due after more than five years amounts to EUR 471 thousand.

The average number of employees of AD Plastik d.d. in the period from 01.01.2024. to 31.03.2024. was 1,096.

In intangible assets in the period from 01.01.2024. to 31.03.2024., the cost of net salaries and wages of EUR 123,823, the cost of taxes and contributions from salaries of EUR 45,760 and the cost of contributions to salaries of EUR 24,896 were capitalized.

In the reporting period, there was no change in deferred tax assets and deferred tax liabilities. Deferred tax assets of AD Plastik d.d. on 31.12.2023. amounted to EUR 2,603 thousand, while the deferred tax liabilities amounted to EUR 380 thousand.

The difference in cash and cash equivalents in the cash flow statement compared to the financial position statement in the amount of EUR 3,136 thousand refers to the current account overdraft.

MANAGEMENT'S STATEMENT OF RESPONSIBILITY

Solin, April 2024

The financial statements of AD Plastik Group and the Company AD Plastik d.d. Solin are prepared in accordance with the International Financial Reporting Standards (IFRS) and the Croatian Law on Accounting.

The unaudited consolidated financial statements of AD Plastik Group and the financial statements of the Company AD Plastik d.d. for the period from January 1 to March 31 2024, give a complete and true review

of the assets and liabilities, profit and loss, financial position and business activities of the issuers and companies included in the consolidation as a whole.

The management report for the period until March 31 2024, contains an accurate and true display of the development and results of the business activities of the Company with a description of the most significant risks and uncertainties to which the Company is exposed.

Marinko Došen
President of the
Management Board



Mladen Peroš
Member of the
Management Board



Zlatko Bogadi
Member of the
Management Board



Josip Divić
Member of the
Management Board



The Company is registered at the Court Register of the Commercial Court of Split under the Registered Company Number (MBS): 060007090
Company Identification Number (OIB): 48351740621
IBAN: HR04 2340 0091 1101 5371 1, Privredna banka Zagreb d.d., Zagreb



The share capital in the amount of EUR 54,594,592.00 was paid in full.
AD Plastik issued a total of 4,199,584 ordinary shares, in the nominal amount of EUR 13.00
President of the Management Board: Marinko Došen
Management Board members: Mladen Peroš, Zlatko Bogadi, Josip Divić
President of the Supervisory Board: Sergey Dmitrievich Bodrunov

Your needs. Our drive.

